



# ***Setting Global Standards***

*One Customer at a Time*

[www.ctmlabelingsystems.com](http://www.ctmlabelingsystems.com)



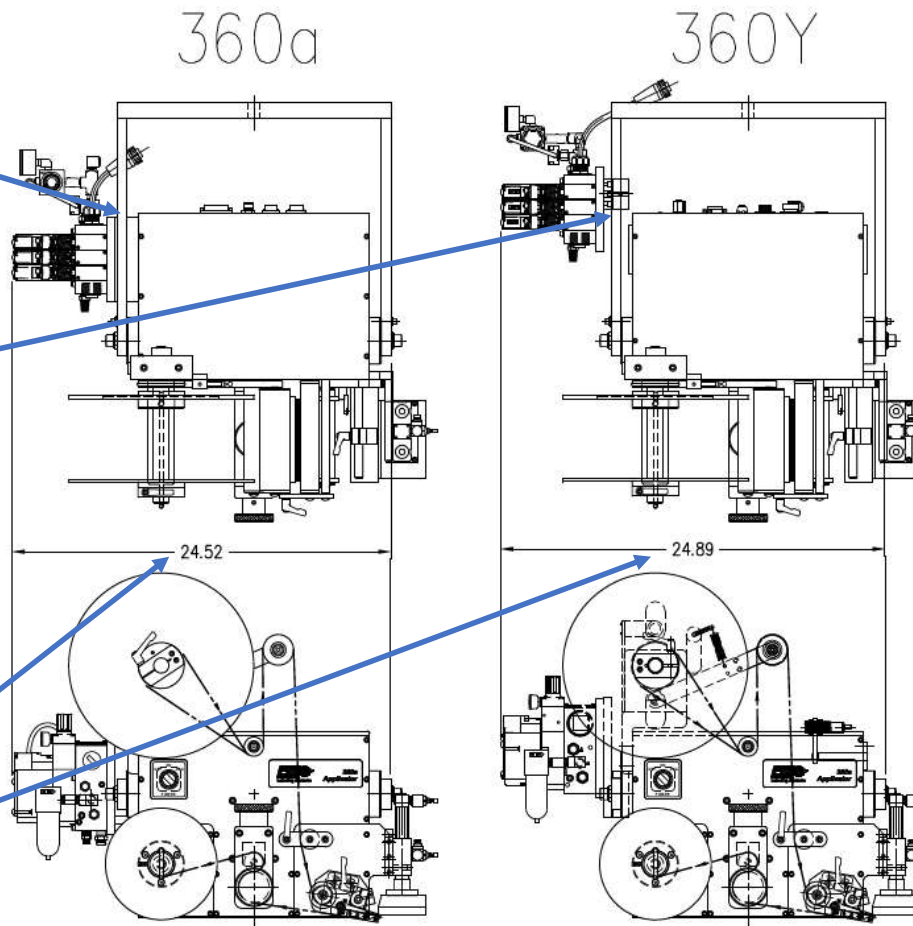
## 360a → 360Y Valve Bank Mounting

360a Valve Banks are mounted to the side of the applicator

360Y Valve banks are mounted to the u-arm with a clamp.

In the standard U-Arm "Back" positioning this increases the width footprint as seen in the drawing to the right.

Approx Dimensions  
360a 24.52"  
360Y 24.89"



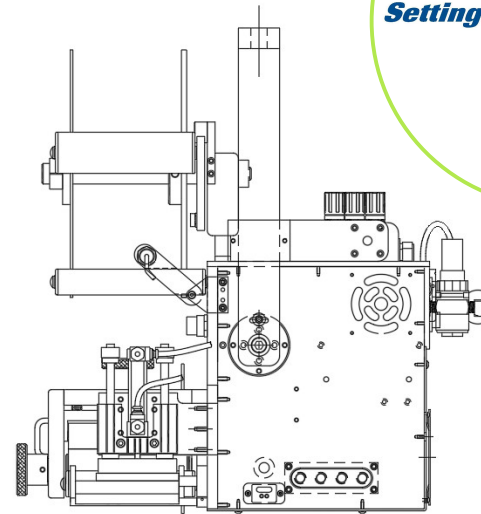
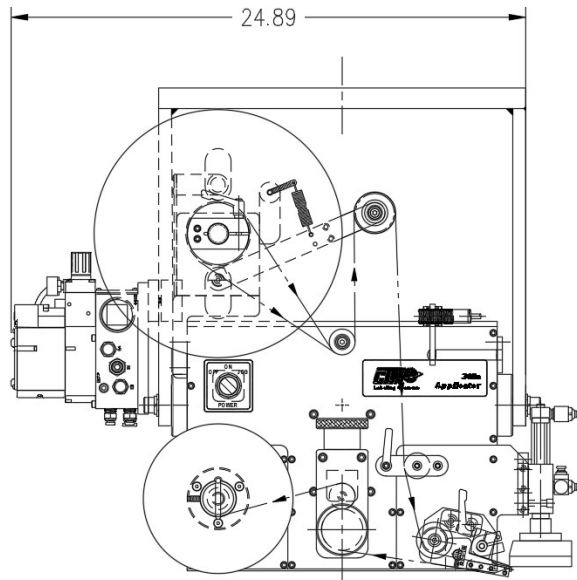
***Setting Global Standards***  
*One Customer at a Time*



## 360a → 360Y Valve Bank Mounting

360Y with the U-Arm in the “up” position. (RU,ND,NU)  
The valve bank will be rotated on the mounting arm to allow clearance for the unwind.

This maintains the same width footprint as the standard u-arm position of 24.89”



***Setting Global Standards***  
*One Customer at a Time*