



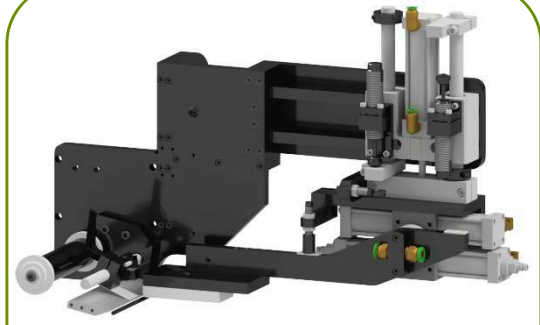
STANDARD 360A MODEL Y (360Y) LABEL APPLICATOR: Applicator Drawings



Tamp



Merge



Dual Action Tamp



Swing Tamp



Air Blow



RVB

TABLE OF CONTENTS

360a Model Y Core Unit (With Program) for Standard Rewind (CTM-200Y-X150RL-X)	5
360y Air Blow Applicator With 12" Unwind Assembly (CTM-211y-0101RL-12X)	6
360y Air Blow Applicator With 16" Unwind Assembly (CTM-211y-0101RL-16X)	7
360y RVB Applicator With 12" Unwind Assembly (CTM-211y-0111RL-12X)	8
360y RVB Applicator With 16" Unwind Assembly (CTM-211y-0111RL-16X)	9
360y Tamp With 12" Unwind Assembly (CTM-214y-X101RL-12X)	10
360y Tamp With 16" Unwind Assembly (CTM-214y-X101RL-16X)	11
360y Clear Label Tamp With 12" Unwind Assembly (CTM-214y-3101RL-X-12X)	12
360y In-Line Swing Tamp With 12" Unwind Assembly (CTM-214Y-X110RL-X-12X)	13
360y Merge With 12" Unwind Assembly (CTM-215y-X105RL-12X)	14
360y Merge With 16" Unwind Assembly (CTM-215y-X105RL-16X)	15
360y Clear Label Merge With 12" Unwind Assembly (CTM-215y-3101RL-X-12X)	16
LH Unwind Assembly With 12" Dia. Unwind Disks (MOD-200-X121XL)	17
RH Unwind Assembly With 12" Dia. Unwind Disks (MOD-200-X121XR)	18
90 Degree Encoder with Mounting and Cable (MOD-200-0467X-X)	19
16" Unwind Module—LH (MOD-200-3121L-X)	20
16" Unwind Module—RH (MOD-200-3121R-X)	21
20" Non-Powered Unwind With 14" Powered Rewind (MOD-200-3156RL-X)	22
16" Non-Powered Unwind With 14" Powered Rewind (MOD-200-3157RL-X)	23
16" Non-Powered Unwind With 14" Collapsible Powered Rewind (MOD-200-3158RL-X)	24
20" Non-Powered Unwind With 14" Collapsible Powered Rewind (MOD-200-3159RL-X)	25
Blow Box Assembly With Transiting Plate (MOD-211-0101ERL)	26
5" Wide Air Blow Box With Transition Plate (MOD-211-0101RL)	27
5" Wide RVB Nose Assembly (MOD-211-0111RL)	28
RH Air Blow Box Nose With Clear Label Sensing (MOD-211-3101RL-X)	29
Tamp Assembly With Transition Plate (MOD-214-X101RL)	30
5"/7" Wide STD/Low Profile Swing Tamp Assembly (MOD-214-X110RL-X-LP)	31
HI/LO Pressure Corner Wrap Module (MOD-214-X111RL-X)	32
In-Line DAT Nose Assembly (MOD-214-X115RL-X)	33
5"/7.5" Wide Perpendicular DAT Nose Assembly (MOD-214-X116RL-X)	34
Perpendicular Swing Tamp Nose Assembly (MOD-214-X117RL-X)	35
Tamp Clear Label Peel Edge Assembly With Transition Plate (MOD-214-3101RL-X)	36
Standard Nose Assembly With Transition Plate (MOD-215-X105RLX)	37
Clear Label Nose Assembly With Transition Plate (MOD-215-3101RL-X)	38
LH Unwind Assembly (SAS-200-X121L)	39
RH Unwind Assembly (SAS-200-X121R)	40
5/7.5/10 LH Core Unit for STD. Rewind (Sheet 1 of 4) (SAS-200Y-X150L-Xs1)	41

5/7.5/10 LH Core Unit for STD. Rewind (Sheet 2 of 4) (SAS-200Y-X150L-Xs2) 42

5/7.5/10 LH Core Unit for STD. Rewind (Sheet 3 of 4) (SAS-200Y-X150L-Xs3) 43

5/7.5/10 LH Core Unit for STD. Rewind (Sheet 4 of 4) (SAS-200Y-X150L-Xs4) 44

5/7.5/10 RH Core Unit for STD. Rewind (Sheet 1 of 4) (SAS-200Y-X150R-Xs1) 45

5/7.5/10 RH Core Unit for STD. Rewind (Sheet 2 of 4) (SAS-200Y-X150R-Xs2) 46

5/7.5/10 RH Core Unit for STD. Rewind (Sheet 3 of 4) (SAS-200Y-X150R-Xs3) 47

5/7.5/10 RH Core Unit for STD. Rewind (Sheet 4 of 4) (SAS-200Y-X150R-Xs4) 48

360y Connector Faceplate for Standard and Powered Rewind (SAS-200Y-0123a-X) 49

Safety Cable Assembly (SAS-200Y-0429) 50

Label Nip/Rewind Assembly (ASS-200-X120RL) 51

Tension Brush Assembly (ASS-200-X126) 52

Nip Drive Roll Assembly (ASS-200-X129-X) 53

Rewind Mandrel Assembly With Block, Shaft, and Pulley (ASS-200-X140RL) 54

Nip Drive Rewind Pulley and Motor Pulley Assembly (ASS-200-X142) 55

14" Powered Rewind Assembly With Standard Rewind Mandrel (ASS-200-X155X) 56

14" Powered Rewind Assembly With Collapsible Rewind Mandrel (ASS-200-X158X) 57

Rewind Bearing Block Assembly (ASS-200-0128RL) 58

Banner Label Sensor (Inside Core Unit) (ASS-200-0450) 59

Proximity Sensor Assembly (for New/Old Powered Rewind) (ASS-200-0460) 60

90 Degree Encoder With Cable (ASS-200-0467X-X) 61

HI/LO Regulator Assembly (for Existing Valve Banks) (ASS-200-3106) 62

HI/LO Regulator Assembly (for Apps Without Valve Banks) (ASS-200-3107) 63

Collapsible Rewind Assembly, 5" Wide (ASS-200-3140-5) 64

Collapsible Rewind Assembly, 7.5" Wide (ASS-200-3140-7) 65

Powered Rewind Motor Assembly (Std. and Collapsible Mandrel) (ASS-200-3157RL-X) 66

14" Disk Assembly for Collapsible Rewind (ASS-200-3162CX) 67

14" Disk Assembly for Standard Rewind (ASS-200-3162X) 68

Cylinder Mounting Assembly (ASS-200-3168) 69

20" Non-Powered Unwind With 14" Powered Rewind Assembly (ASS-200-3169RL-X) 70

16" Non-Powered Unwind With 14" Powered Rewind Assembly (ASS-200-3170RL-X) 71

Wired Board Assembly For Standard and Powered Rewind Applicators (ASS-200y-0123-X) 72

360y Maple Display Unit Assembly (ASS-200y-0126-X) 73

Electric Top Cover With Panel Screws Assembly (ASS-200y-0146) 74

360a MOD Y Wiring Info; PCB Terminal Block ID (ASS-200y-0400s1) 75

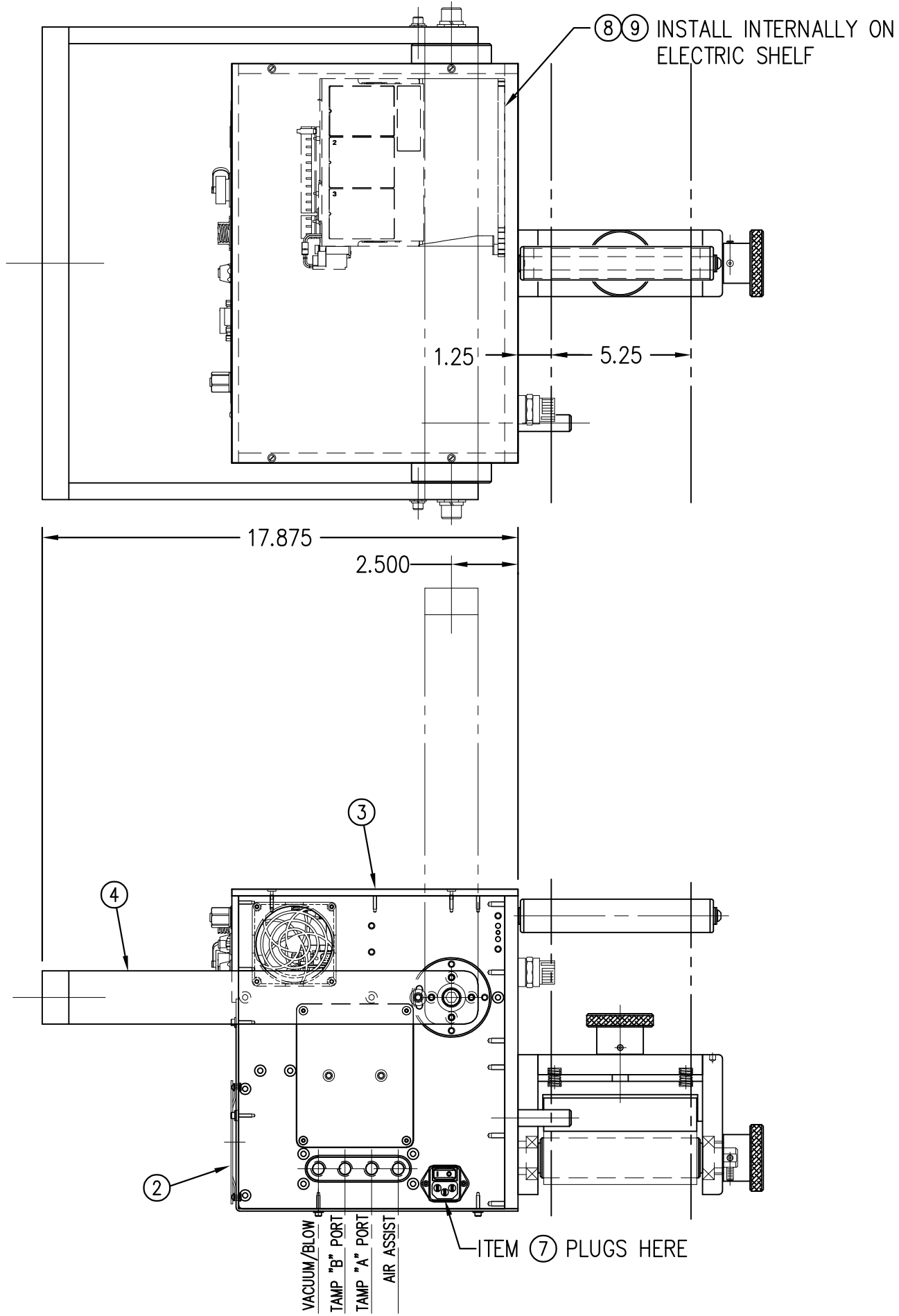
360a MOD Y Wiring Info; Sheet 2 (ASS-200y-0400s2) 76

360a MOD Y Wiring Info; Sheet 3 (ASS-200y-0400s3) 77

360a MOD Y Wiring Info; Sheet 4 (ASS-200y-0400s4) 78

360a MOD Y Wiring Info; Sheet 5 (ASS-200y-0400s5) 79

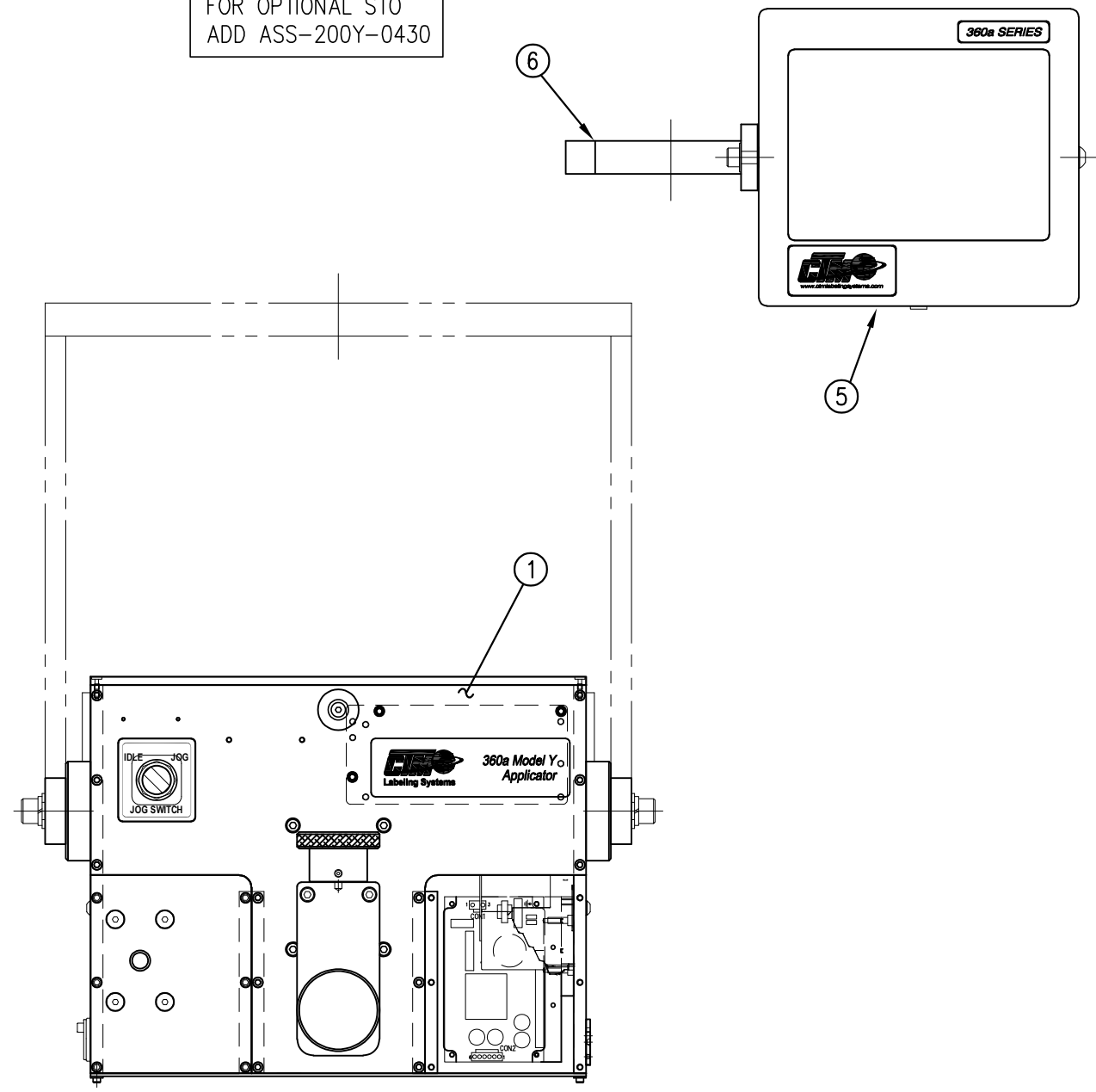
360y Schematic, Ethernet Connections, Sheet 6 (ASS-200y-0400s6)	80
Ethernet Switch Power Harness Assembly (ASS-200y-0406)	81
360y A/C Power Harness and Filter Assembly (ASS-200y-0407)	82
Fuse and A/C Terminal Block Assembly, Mechanical Layout (ASS-200y-0408s1)	83
A/C Fuse and Terminal Block Assembly, Wiring Information (ASS-200y-0408s2)	84
Power Supply to Fuse Block Wiring Assembly (ASS-200y-0409)	85
24V/5V DC Power Supply Assembly for 360y (ASS-200y-0410)	86
Safety Circuit Terminal Block Assembly (ASS-200y-0429)	87
360y Safety Circuit Assembly With Service Panel (ASS-200y-0430)	88
360y Remote I/O With Service Panel; Mechanical Layout (ASS-200y-0431s1)	89
360y Remote I/O With Service Panel; Wiring Information (ASS-200y-0431s2)	90
360y Jog Switch Assembly (ASS-200y-0451)	91
Yaskawa Nip Motor Assembly (ASS-200y-0453)	92
Peel Edge Assembly (ASS-211-X102RL)	93
Extended Blow Bos Assembly With Transition Plate (ASS-211-0104E-X)	94
Hinged Air Blow Box (ASS-211-0104-X)	95
Spring Block Assembly (ASS-211-0105-X)	96
Extended Air Blow 2 Station Valve Bank Assembly With Filter (ASS-211-0106EM)	97
Air Blow 2 Station Valve Bank Assembly With Filter (ASS-211-0106M)	98
Spring Block Stop Collar Assembly (ASS-211-0110)	99
RVB 2 Station Valve Bank Assembly (ASS-211-0112M)	100
Clear Label Peel Edge Assembly 10" (ASS-211-3102RL-10)	101
Clear Label Peel Edge Assembly 5", 7.5" (ASS-211-3102RL-X)	102
Standard Slide Assembly for 360a Applicator with Quick Change Pad (Sheet 1) (ASS-214-0103RL-XQs1)	103
Heavy Duty Slide Assembly for 360a Applicator with Quick Change Pad (Sheet 2) (ASS-214-0103RL-XQs2)	104
Standard Slide Assembly for 360a Applicator (Sheet 1) (ASS-214-0103RL-Xs1)	105
Standard Slide Assembly for 360a Applicator (Sheet 2) (ASS-214-0103RL-Xs2)	106
3 Station Valve Bank Assembly (Tamp) (ASS-214-0105M)	107
5/7.5/10 Nose Assembly (ASS-215-X106RL)	108
Felt Wiper Assembly for Merge Nose (ASS-215-X107F-X)	109
Rubber Wiper Assembly for Merge Nose (ASS-215-X107S-X)	110
Brush Wiper Assembly for Merge Nose (ASS-215-X107-X)	111
5/7.5/10 Clear Label Nose Assembly (ASS-215-3102RL-X)	112
DAT 4-Station Valve Bank Assembly (ASS-238-0142M)	113



BILL OF MATERIAL			
CTM-200Y-X150R/L-X			
ITEM	QTY	CTM PART NUMBER	PART DESCRIPTION
①	1	SAS-200Y-X150R/L	5/7.5/10 CORE UNIT SHELF ASSY.
	1	SAS-200Y-X150R/L-G	5/7.5/10 CORE UNIT SHELF ASSY. (FOR NIP GUARD)
②	1	ASS-200a-0141	HOUSING COVER ASSEMBLY - SS
③	1	ASS-200Y-0146	ELECTRIC TOP COVER w/ PANEL SCREWS
④	1	WAS-200-0247	U-ARM WELDMENT
⑤	1	ASS-200Y-0126	DISPLAY UNIT for 360Y APPLICATOR
⑥	1	ASS-200-0138	DISPLAY UNIT MOUNT (CLAMPS to UPRIGHT)
⑦	1	PE-C01018	POWER CORD (SELF LOCKING)
⑧	1	MP-DR1082	YASKAWA CONTROL DRIVE BOARD for 360a
⑨	1	MP-200Y-0202	SPACER PLATE FOR DRIVE TO HOUSING FACEPLATE

NOTE: AVAILABLE IN RH & LH ORIENTATIONS
 - RIGHT HAND ASSEMBLY SHOWN -

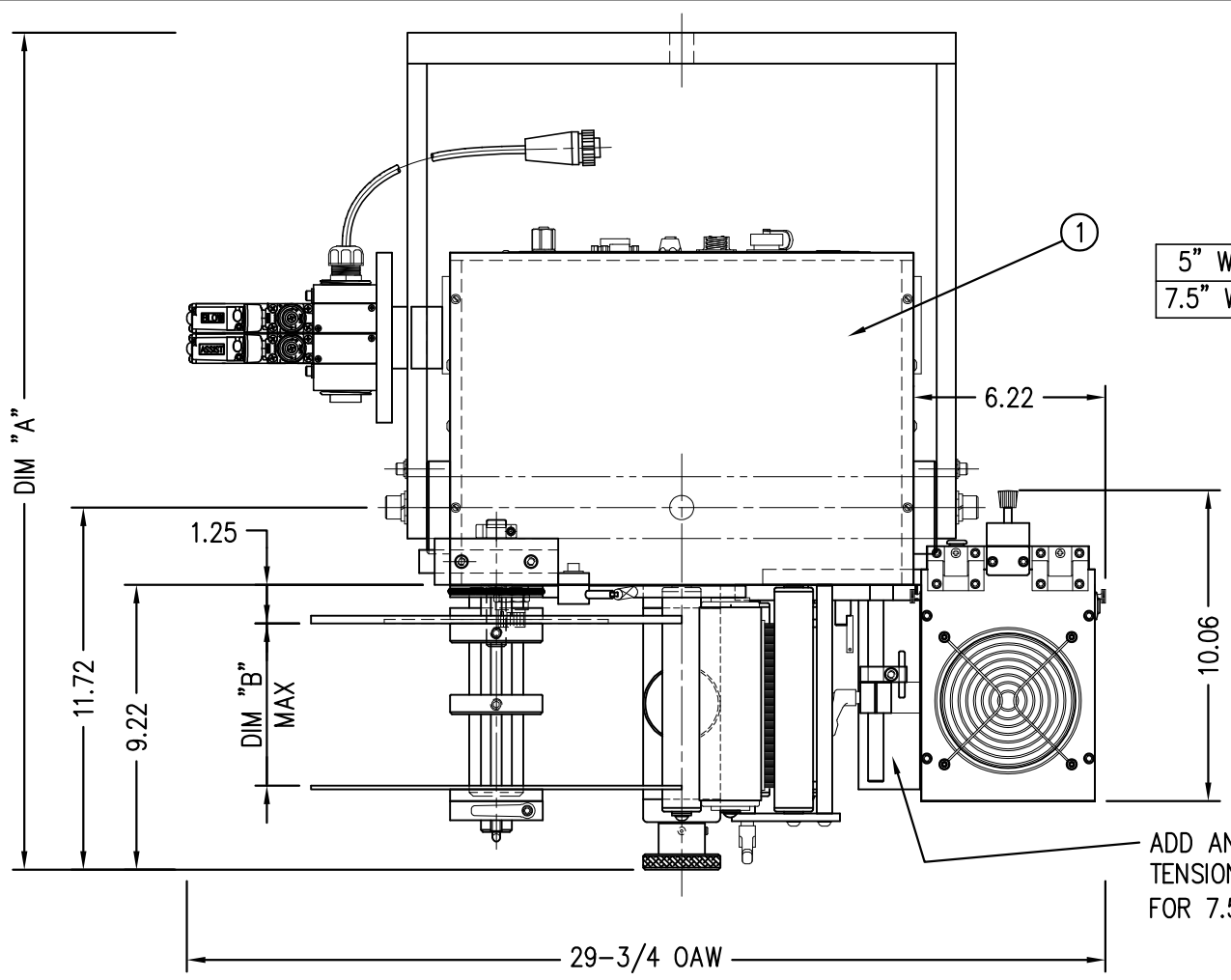
FOR OPTIONAL STO
 ADD ASS-200Y-0430



CTM-200Y-X150RL-X	
5" WIDE	-0150R/L-X
7.5" WIDE	-2150R/L-X
10" WIDE	-5150R/L-X
w/o GUARD	-X150R/L
with GUARD	-X150R/L-G

THIS DRAWING AND DESIGN IS THE PROPERTY OF CTM INTEGRATION INC. AND MAY NOT BE REPRODUCED IN WHOLE OR IN PART WITHOUT THE WRITTEN PERMISSION OF CTM INTEGRATION INC.
 TITLE: 360A MODEL Y CORE UNIT (w/PROGRAM) for STANDARD REWIND
 APPLICATOR SERIES: 360
 APPLICATOR WIDTH(S): 5"/7.5"/10"
 REV. DATE: 05/10/23
 REV. BY: TDR
 SCALE: 1=5
 DATE: 9/15/22
 DRAWN BY: T. TULLIS
 Dept. Code: 70
 F:\Engineering\Standard Parts\Applcator\360 SERIES\360a\CTM\CTM-200Y-X150RL-X

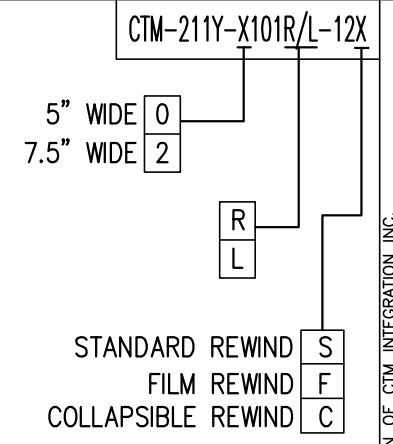
REV. DESCRIPTION: 5 UPDATED DRIVE FROM PE-DR1080 to MP-DR1082



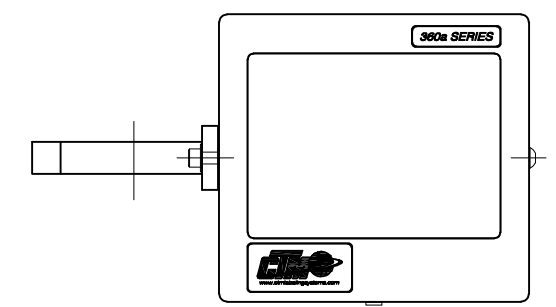
	DIM "A"	DIM "B"
5" WIDE	27-1/8"	5.25"
7.5" WIDE	29-5/8"	7.75"

BILL OF MATERIAL			
CTM-211Y-X101R/L-12X			
ITEM	QTY	CTM PART NUMBER	PART DESCRIPTION
①	1	CTM-200Y-X150R/L	5/7.5 360Y CORE UNIT ASSEMBLY
②	1	MOD-200-X121R/L	5/7.5 12" UNWIND ASSEMBLY
③	1	MOD-211-X101R/L	5/7.5 AIR BLOW BOX NOSE ASSEMBLY
④	1	ASS-200-X147	STANDARD REWIND MANDREL
	1	ASS-200-X137	FILM REWIND MANDREL
	-1	ASS-200-0145R/L	STD REWIND BLOCK & SHAFT
⑤	1	ASS-200-3167R/L	COLLAPSIBLE REWIND BLOCK & SHAFT
	1	ASS-200-3140-X	COLLAPSIBLE MANDREL
	1	ORDER SEPARATELY	PRODUCT DETECT SENSOR (JOB SPECIFIC)

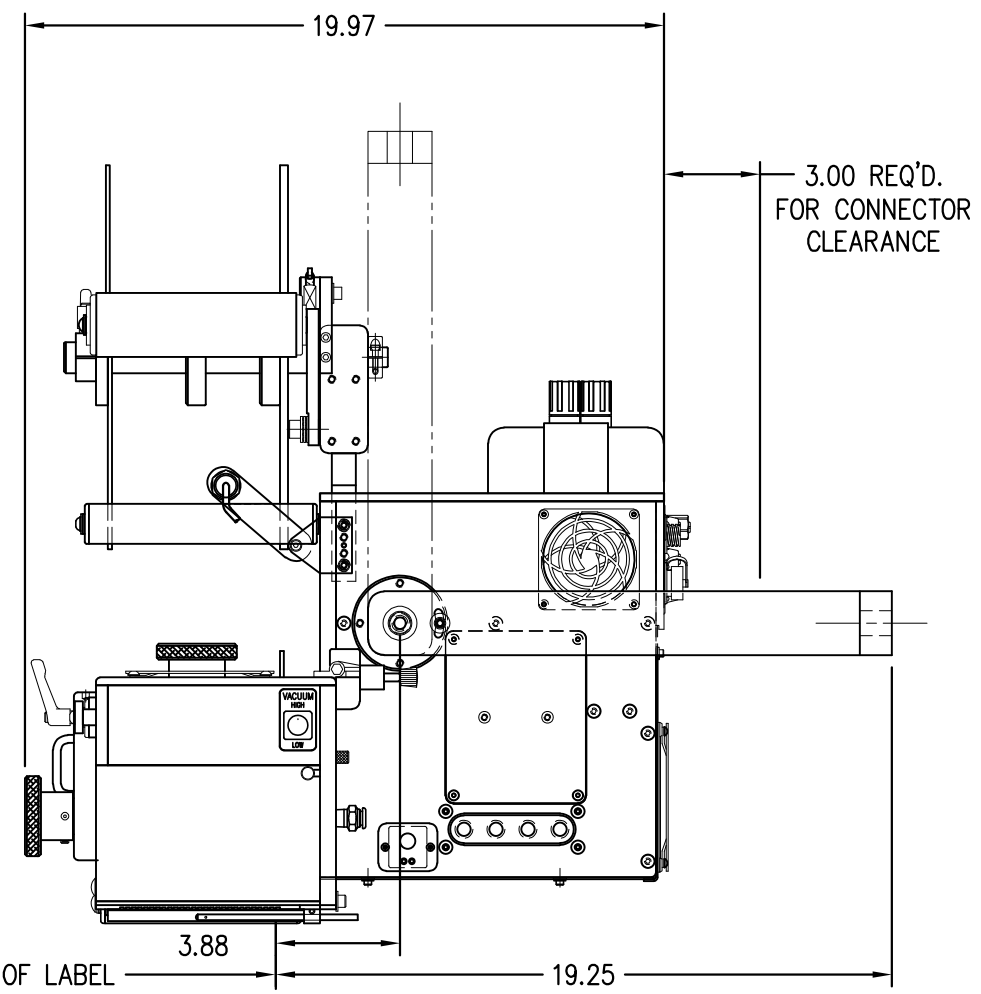
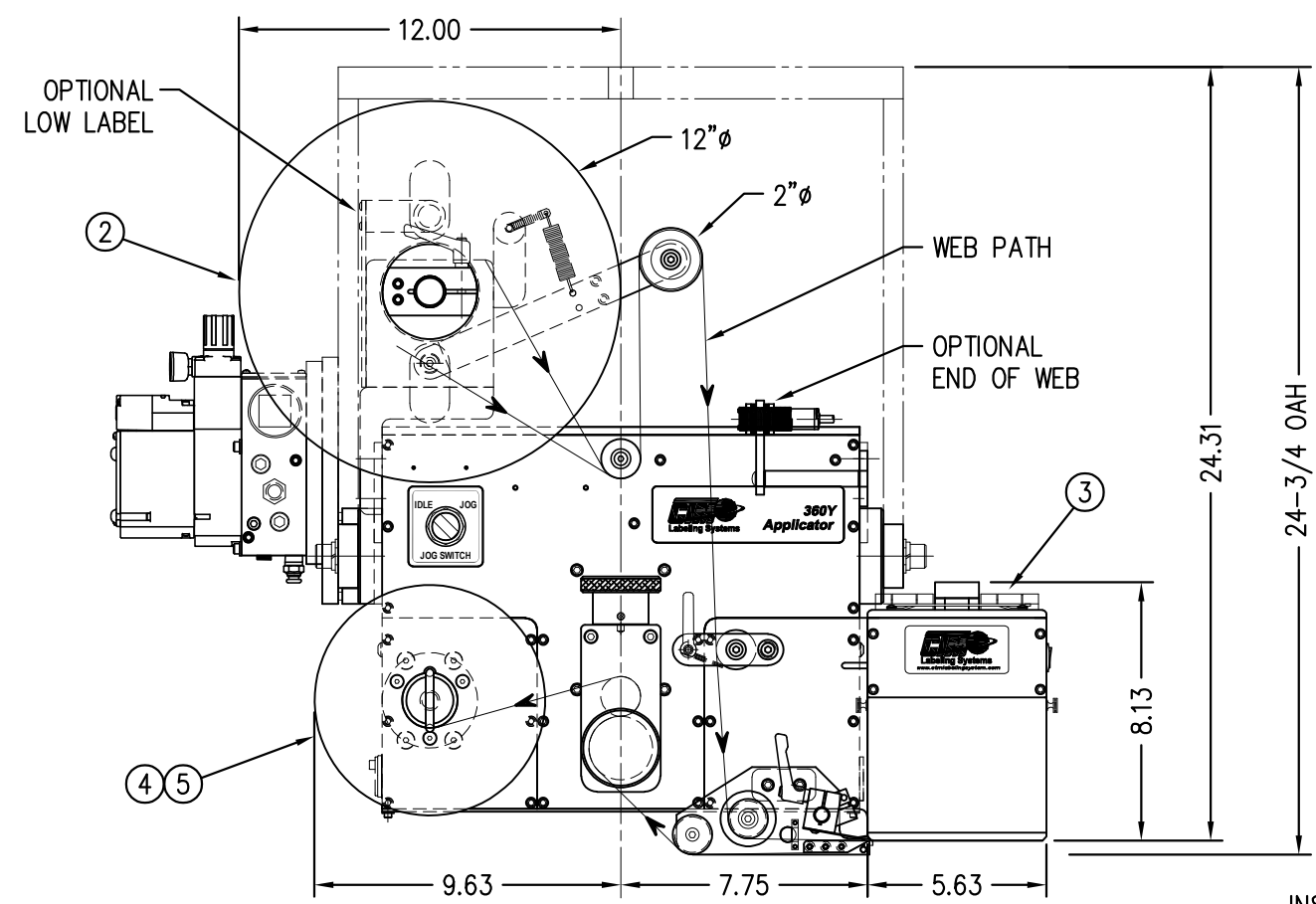
RH & LH ASSEMBLIES AVAILABLE
-RH ASSEMBLY SHOWN-



"HMI" DISPLAY UNIT
w/ COLUMN MTG

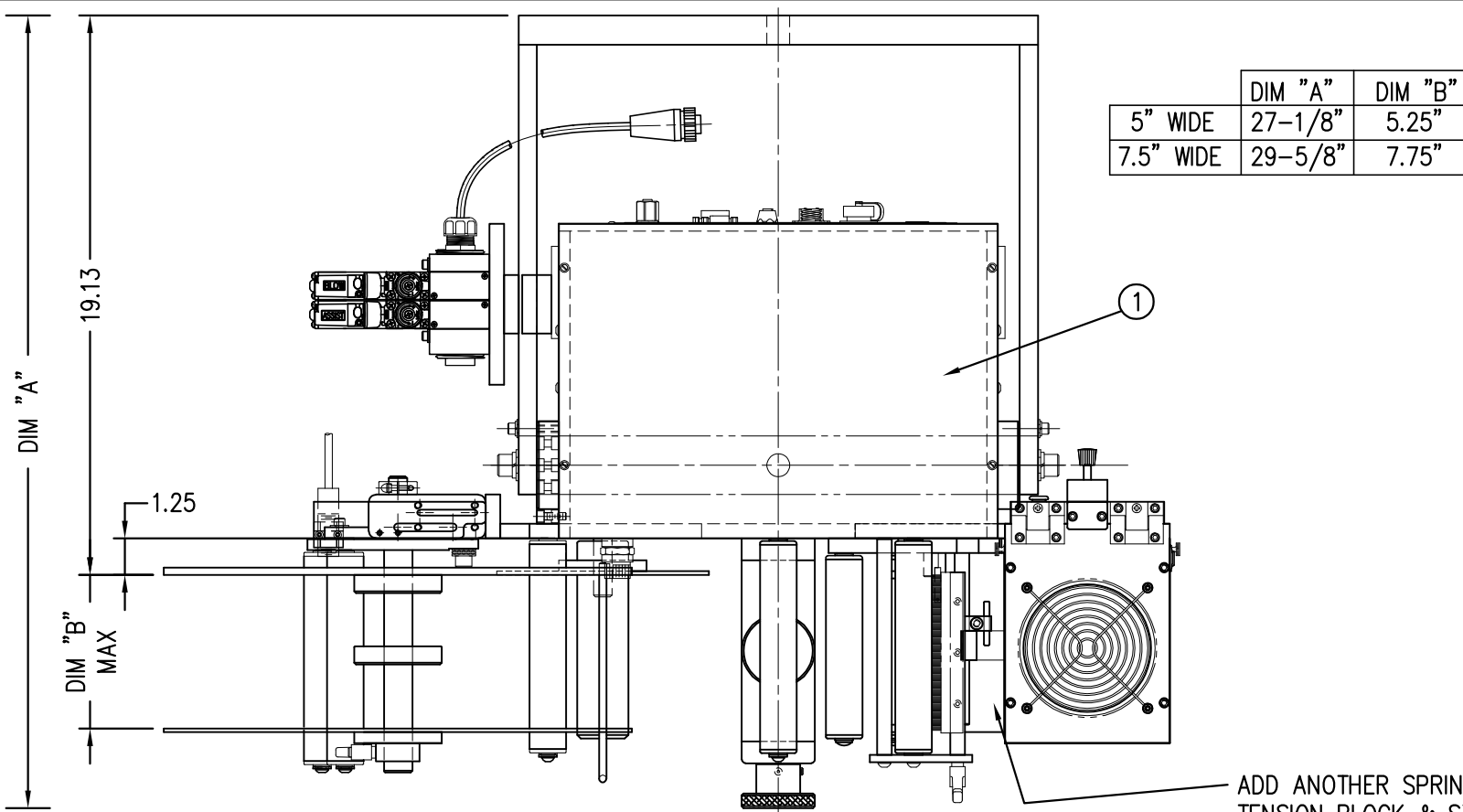


ADD ANOTHER SPRING
TENSION BLOCK & STOP COLLAR
FOR 7.5" WIDE APPLICATOR



INSIDE EDGE OF LABEL

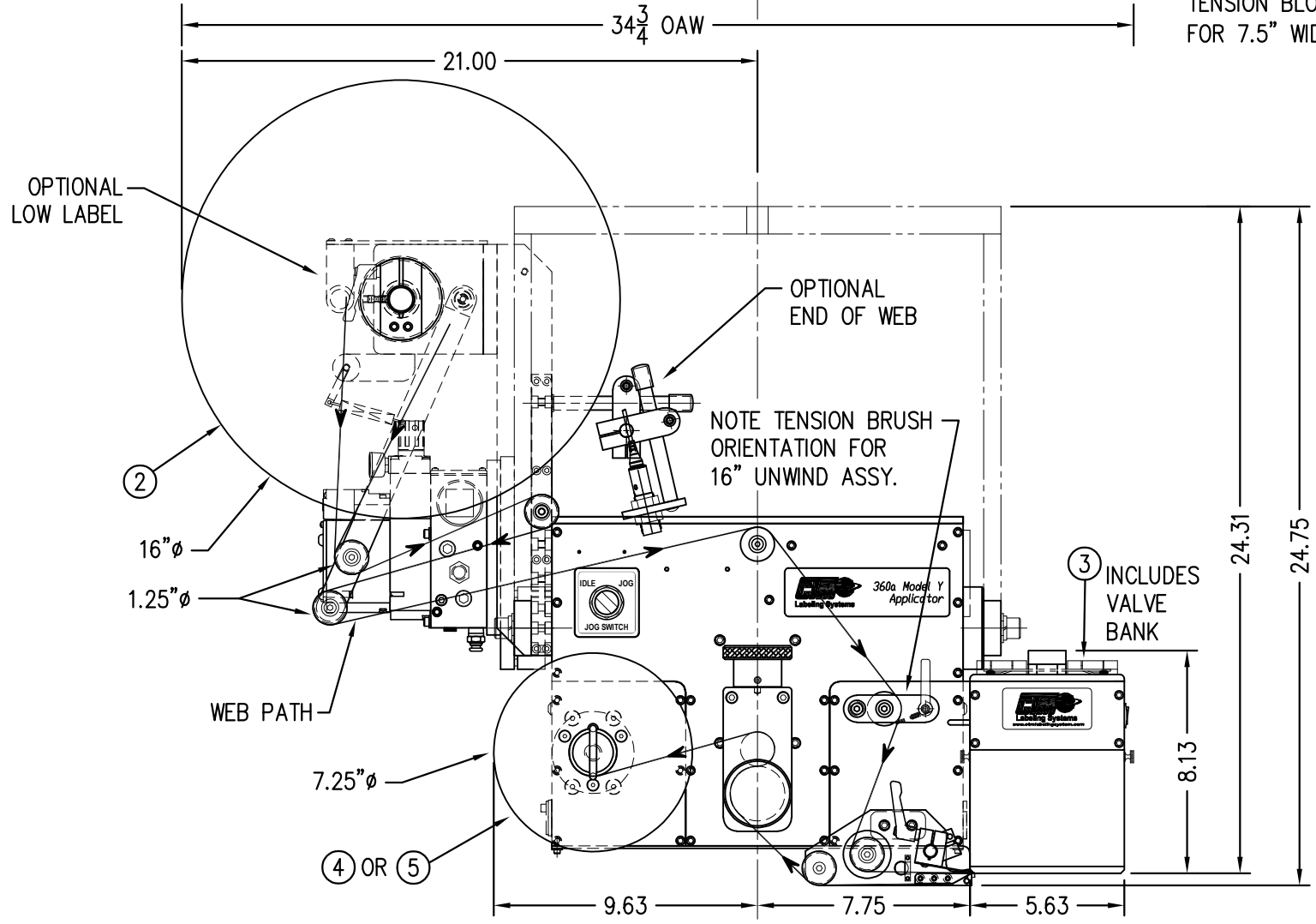
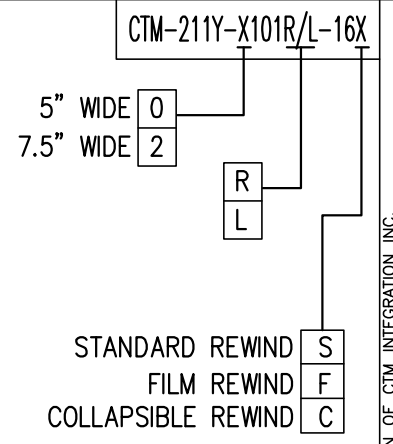
THIS DRAWING AND DESIGN IS THE PROPERTY OF CTM INTEGRATION INC. AND MAY NOT BE REPRODUCED IN WHOLE OR IN PART WITHOUT THE WRITTEN PERMISSION OF CTM INTEGRATION INC.
 TITLE: 360Y AIR BLOW APPLICATOR w/ 12" UNWIND ASSEMBLY
 APPLICATOR SERIES: 360
 APPLICATOR WIDTH(S): 5"/7.5"
 REV. DESCRIPTION: 0
 REV. DATE: -
 REV. BY: xxx
 SCALE: 1=6
 DATE: 02/27/23
 DRAWN BY: T. Rhodes
 Dept. Code: 70
 F:\Engineering\Standard Parts\Applcator\360 SERIES\360Y\CTM\CTM-211Y-X101RL-12X



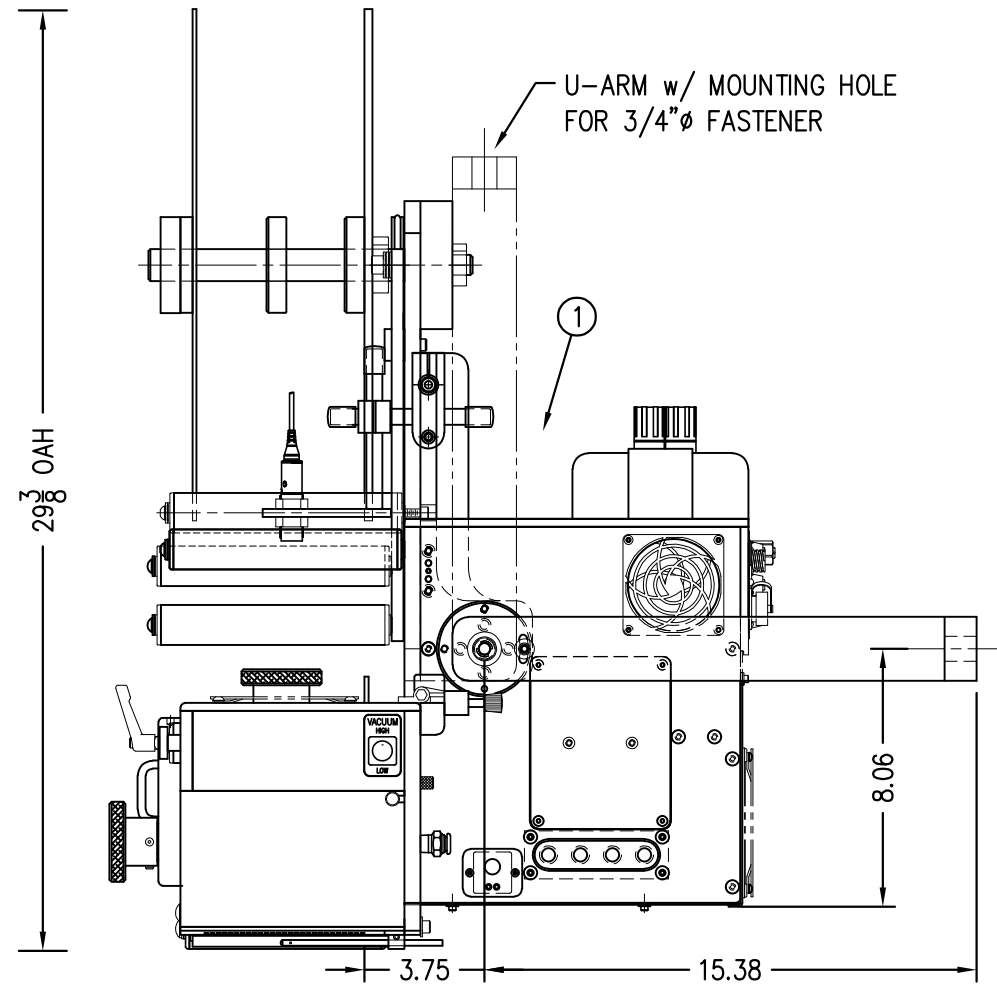
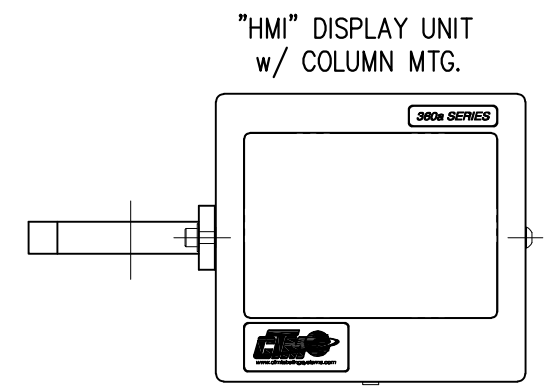
	DIM "A"	DIM "B"
5" WIDE	27-1/8"	5.25"
7.5" WIDE	29-5/8"	7.75"

BILL OF MATERIAL			
CTM-211Y-X101R/L-16X			
ITEM	QTY	CTM PART NUMBER	PART DESCRIPTION
①	1	CTM-200Y-X150R/L	5/7.5 360Y CORE UNIT ASSEMBLY
②	1	MOD-200-3121R/L-X	5/7.5 16" UNWIND ASSEMBLY
③	1	MOD-211-X101R/L	5/7.5 AIR BLOW BOX NOSE ASSEMBLY
④	1	ASS-200-X147	5/7.5 STANDARD REWIND MANDREL
	1	ASS-200-X137	5/7.5 FILM REWIND MANDREL
	-1	ASS-200-0145R/L	STD REWIND BLOCK & SHAFT
⑤	1	ASS-200-3167R/L	COLLAPSIBLE REWIND BLOCK & SHAFT
	1	ASS-200-3140-X	5/7.5 COLLAPSIBLE MANDREL
	1	ORDER SEPARATELY	PRODUCT DETECT SENSOR (JOB SPECIFIC)

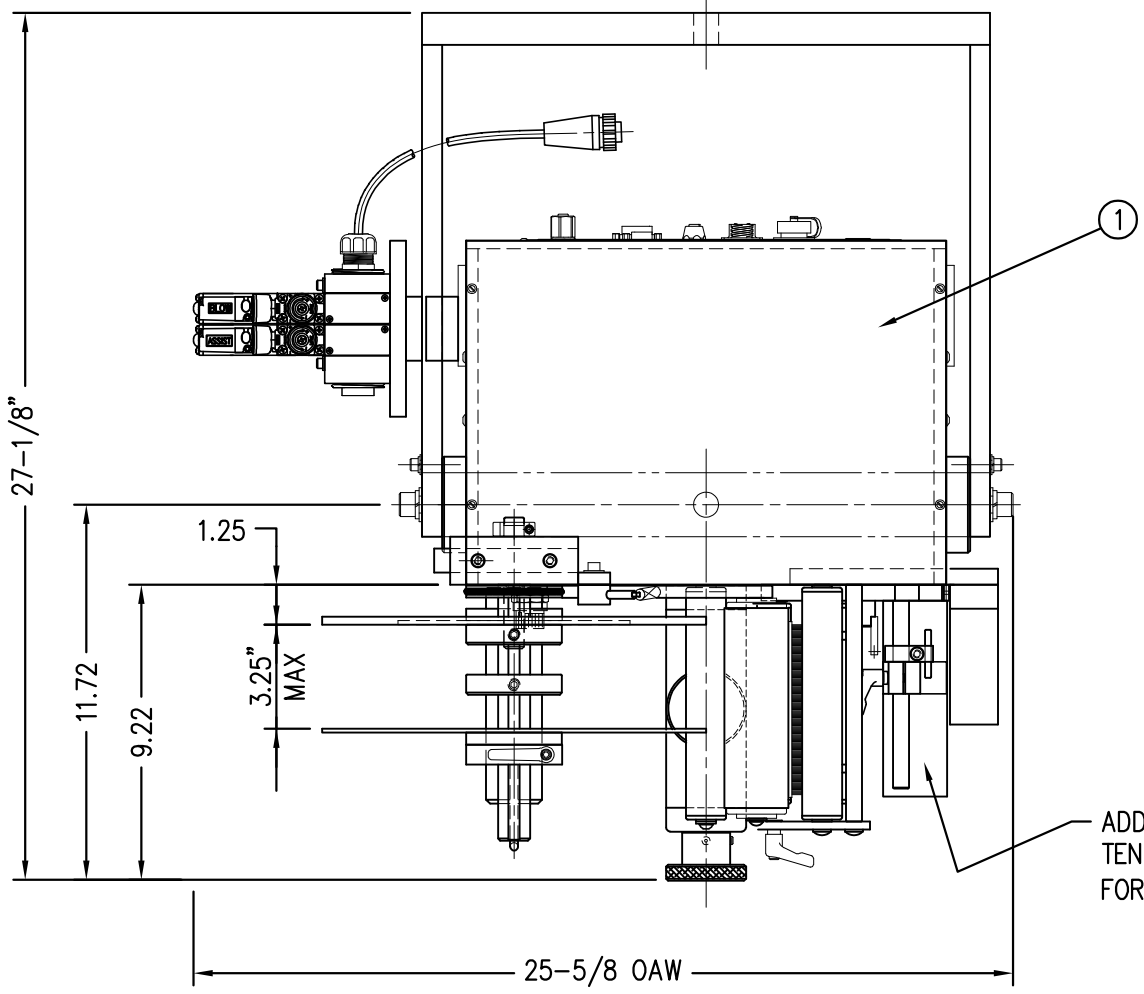
RH & LH ASSEMBLIES AVAILABLE
-RH ASSEMBLY SHOWN-



ADD ANOTHER SPRING TENSION BLOCK & STOP COLLAR FOR 7.5" WIDE APPLICATOR



THIS DRAWING AND DESIGN IS THE PROPERTY OF CTM INTEGRATION INC. AND MAY NOT BE REPRODUCED IN WHOLE OR IN PART WITHOUT THE WRITTEN PERMISSION OF CTM INTEGRATION INC.
 TITLE: 360Y AIR BLOW APPLICATOR w/ 16" UNWIND ASSEMBLY
 APPLICATOR SERIES: 360
 APPLICATOR WIDTH(S): 5"/7.5"
 REV. DESCRIPTION: 0
 REV. DATE: -
 REV. BY: xxx
 SCALE: 1=6
 DATE: 02/28/23
 DRAWN BY: T. Rhodes
 Dept. Code: 70
 F:\Engineering\Standard Parts\Applcator\360 SERIES\360Y\CTM\CTM-211Y-X101RL-16X



BILL OF MATERIAL			
CTM-211Y-0111R/L-12X			
ITEM	QTY	CTM PART NUMBER	PART DESCRIPTION
①	1	CTM-200Y-0150R/L	5" WIDE 360Y CORE UNIT ASSEMBLY
②	1	MOD-200-0121R/L	5" WIDE 12" UNWIND ASSEMBLY
③	1	MOD-211-0111R/L	5" WIDE RVB NOSE ASSEMBLY
④	1	ASS-200-0147	STANDARD REWIND MANDREL
	1	ASS-200-0137	FILM REWIND MANDREL
	-1	ASS-200-0145R/L	STD REWIND BLOCK & SHAFT
⑤	1	ASS-200-3167R/L	COLLAPSIBLE REWIND BLOCK & SHAFT
	1	ASS-200-3140-5	5" COLLAPSIBLE MANDREL
	1	ORDER SEPARATELY	PRODUCT DETECT SENSOR (JOB SPECIFIC)

CTM-211Y-0111R/L-12X

R L

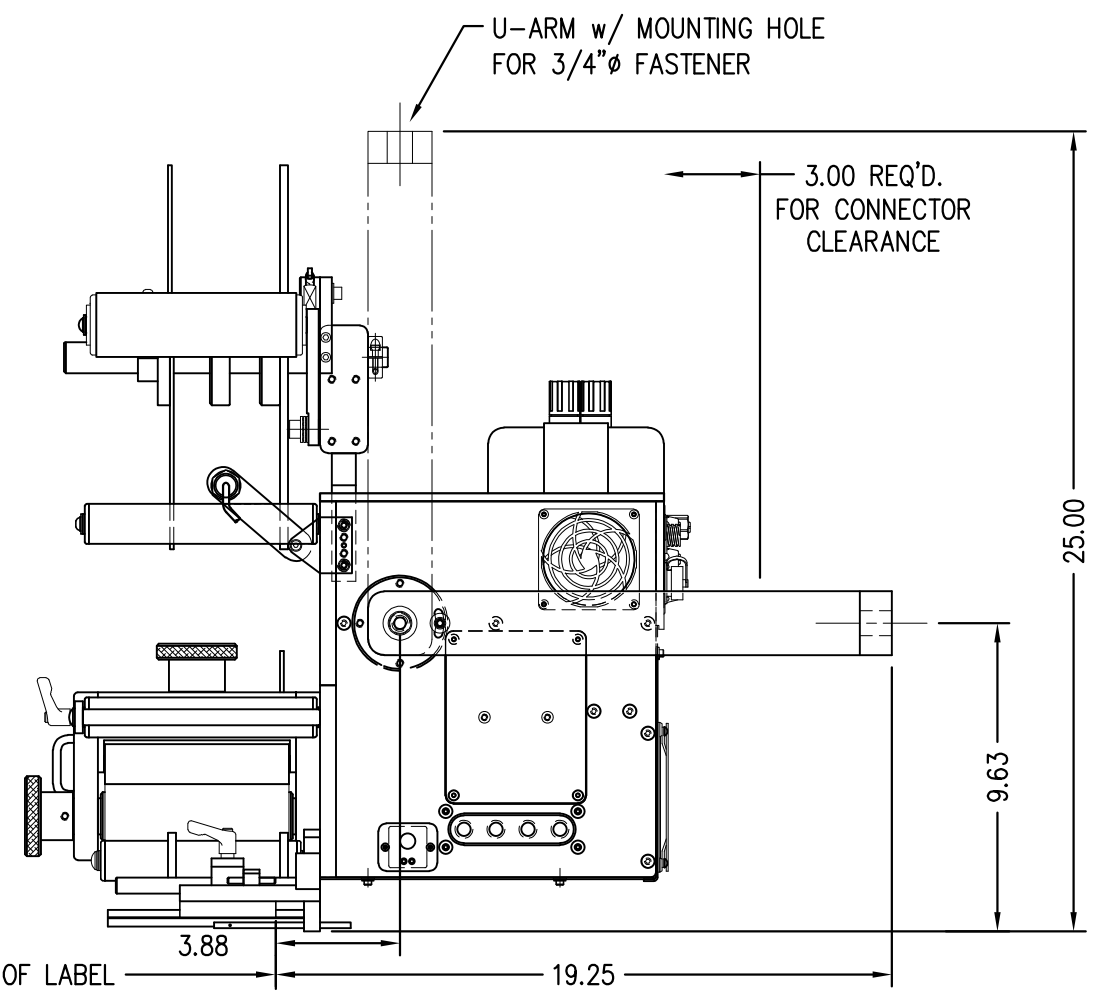
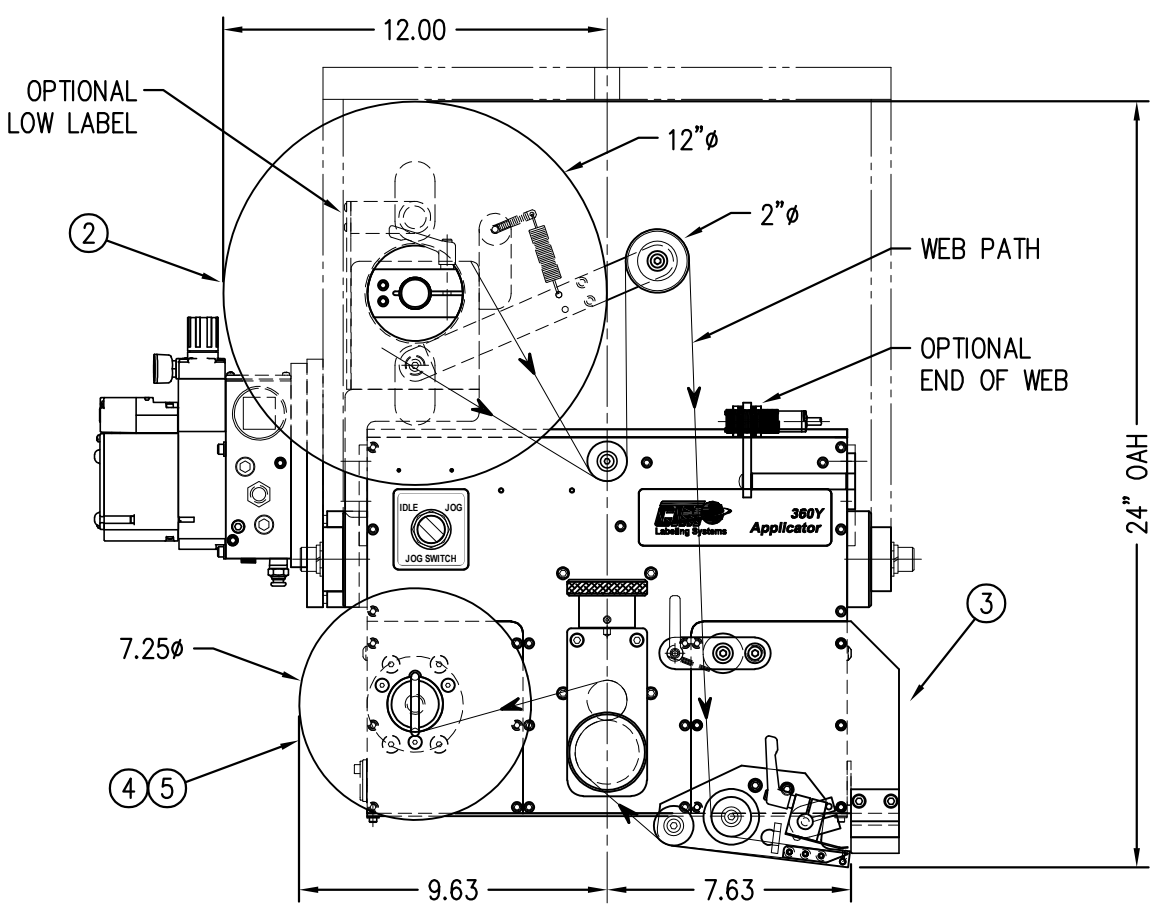
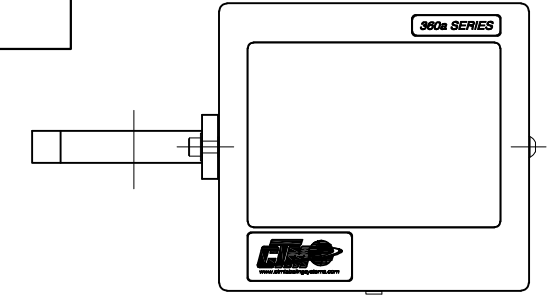
STANDARD REWIND S
 FILM REWIND F
 COLLAPSIBLE REWIND C

RH & LH ASSEMBLIES AVAILABLE
 -RH ASSEMBLY SHOWN-

NOTE:
 PAD & MANIFOLD ARE JOB SPECIFIC. CUSTOMER TO ORDER SEPARATELY.
 (FOR MANIFOLD BLANKS REFER TO DWG. #MP-211-0238-X)
 MANIFOLD TEMPLATES AVAILABLE FOR 2" AND 3" WIDE LABELS.
 OTHER SIZES ARE CUSTOM (UP TO 3" X 3")

ADD ANOTHER SPRING TENSION BLOCK & STOP COLLAR FOR 7.5" WIDE APPLICATOR

"HMI" DISPLAY UNIT
 w/ COLUMN MTG



THIS DRAWING AND DESIGN IS THE PROPERTY OF CTM INTEGRATION INC. AND MAY NOT BE REPRODUCED IN WHOLE OR IN PART WITHOUT THE WRITTEN PERMISSION OF CTM INTEGRATION INC.

APPLICATOR SERIES: 360
 APPLICATOR WIDTH(S): 5"
 GROUP: RVB

REV. DESCRIPTION: 0

REV. DATE: -

REV. BY: xxx

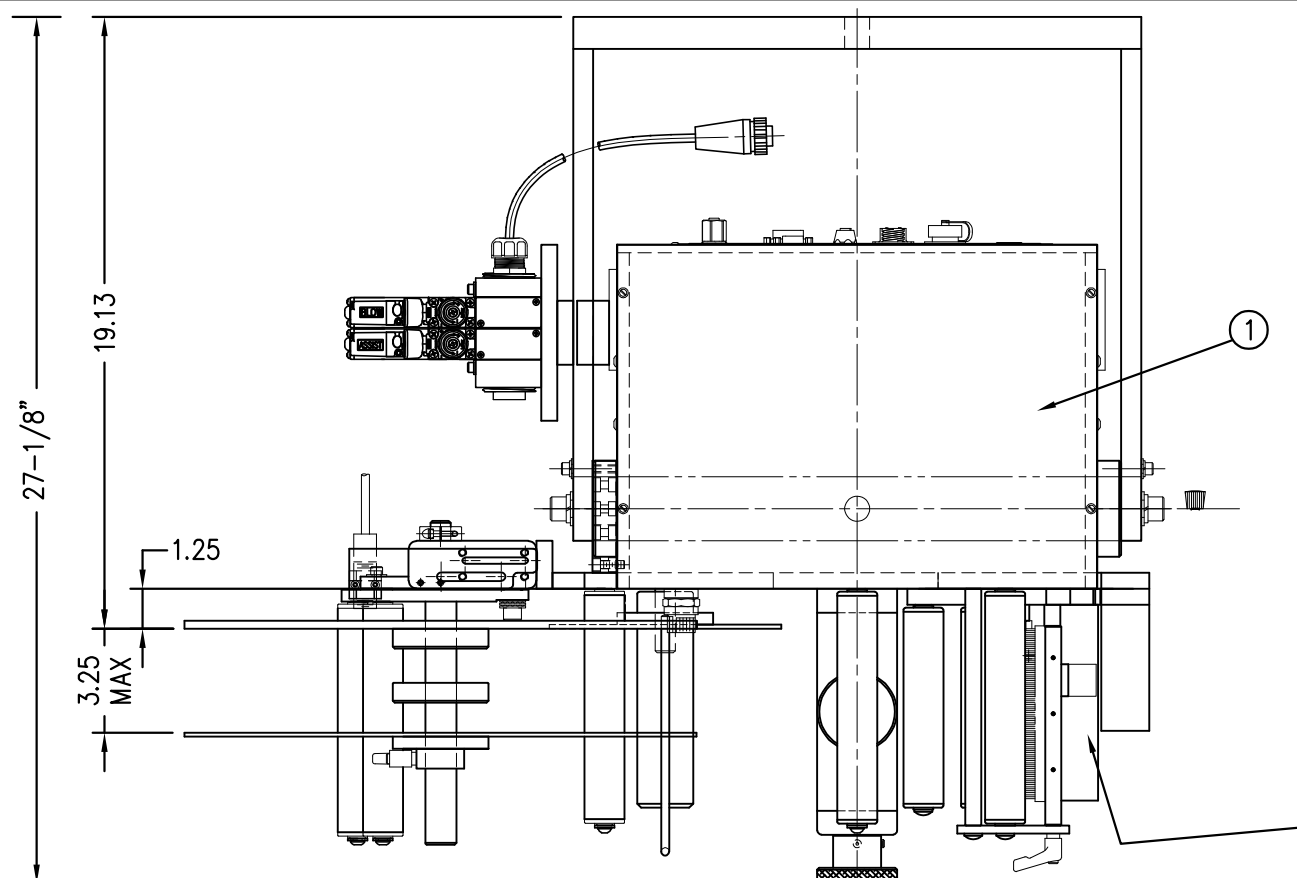
Scale: 1=6

Date: 05/08/23

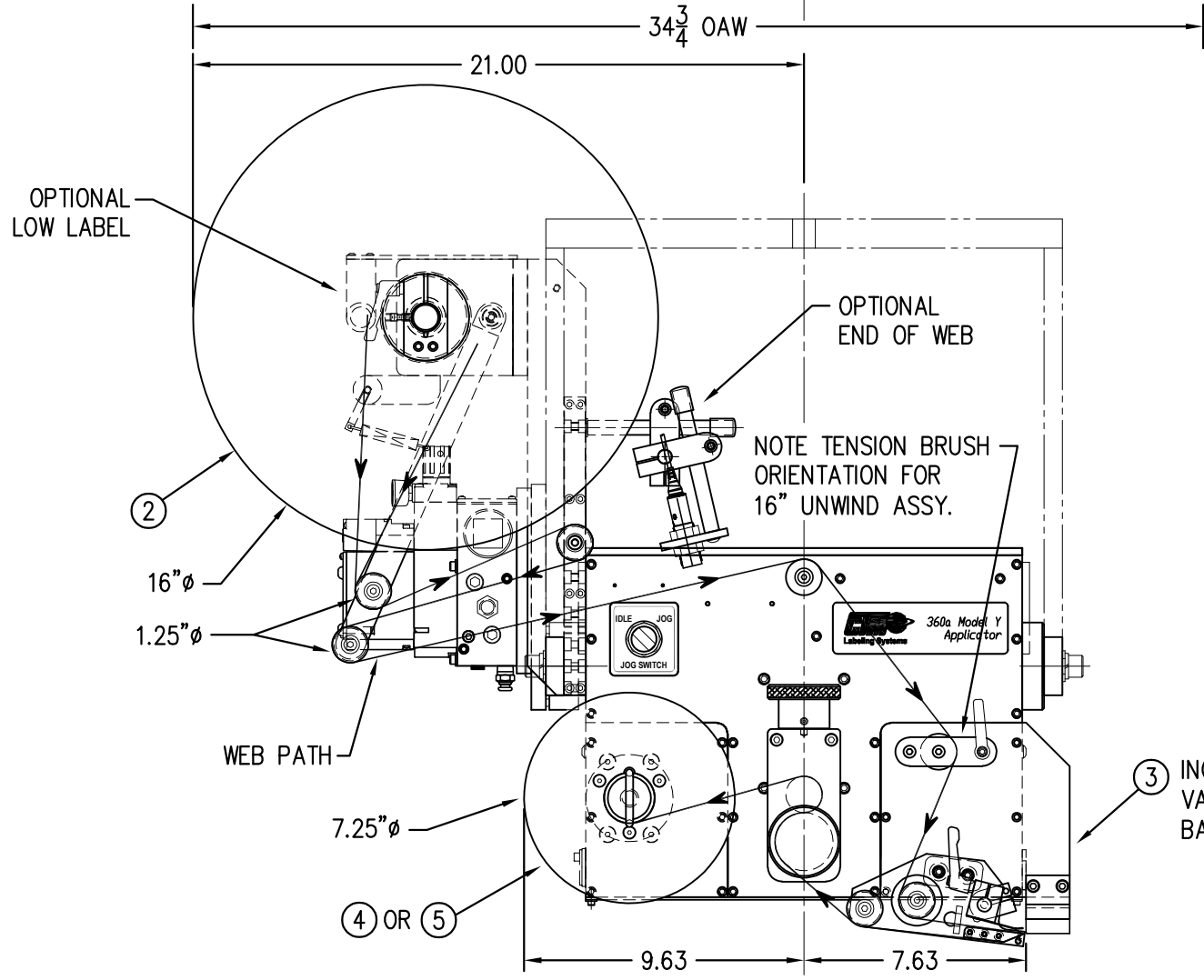
Drawn BY: T. Rhodes

Dept. Code: 70

F:\Engineering\Standard Parts\Applcator\360 SERIES\360Y\CTM\CTM-211Y-0111R-L-12X



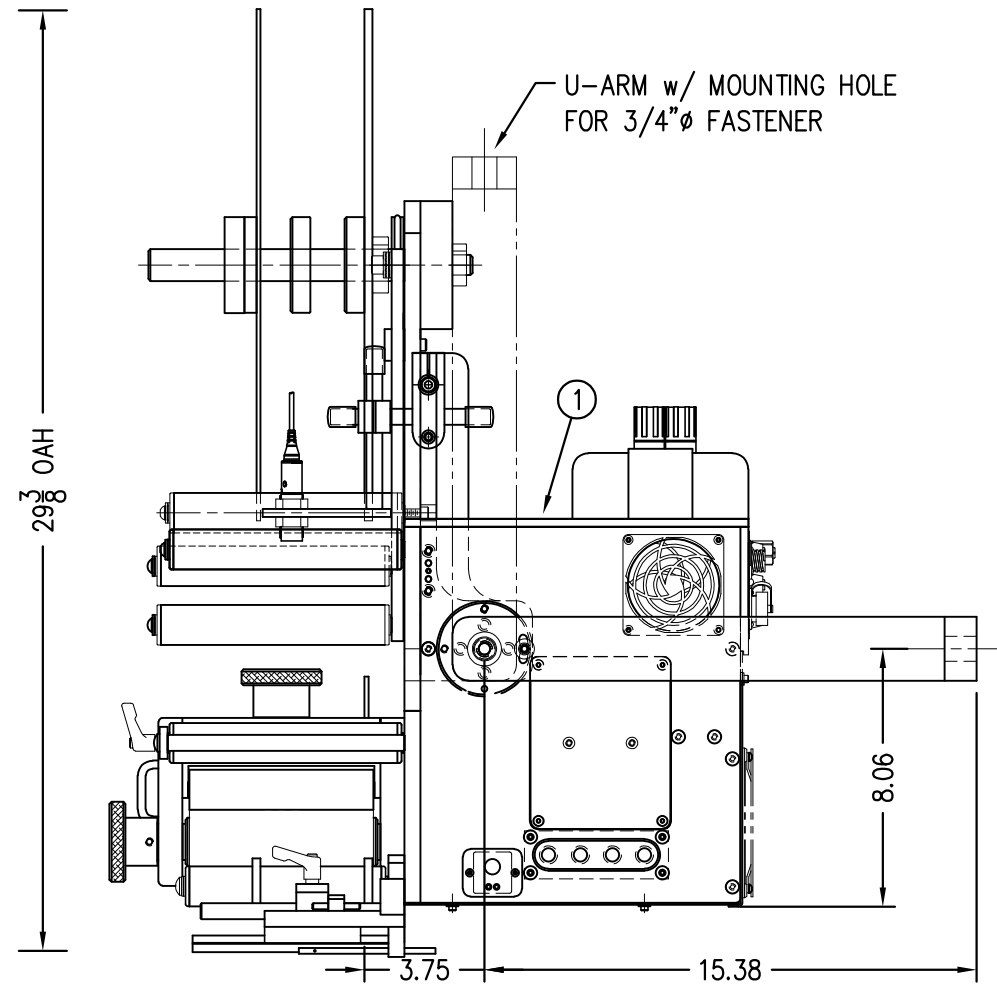
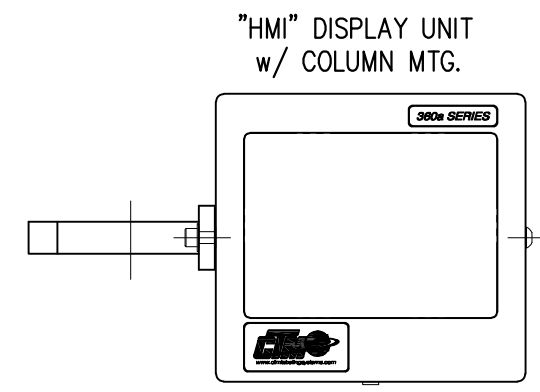
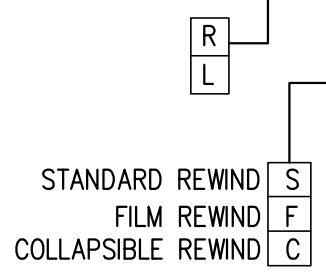
ADD ANOTHER SPRING TENSION BLOCK & STOP COLLAR FOR 7.5" WIDE APPLICATOR



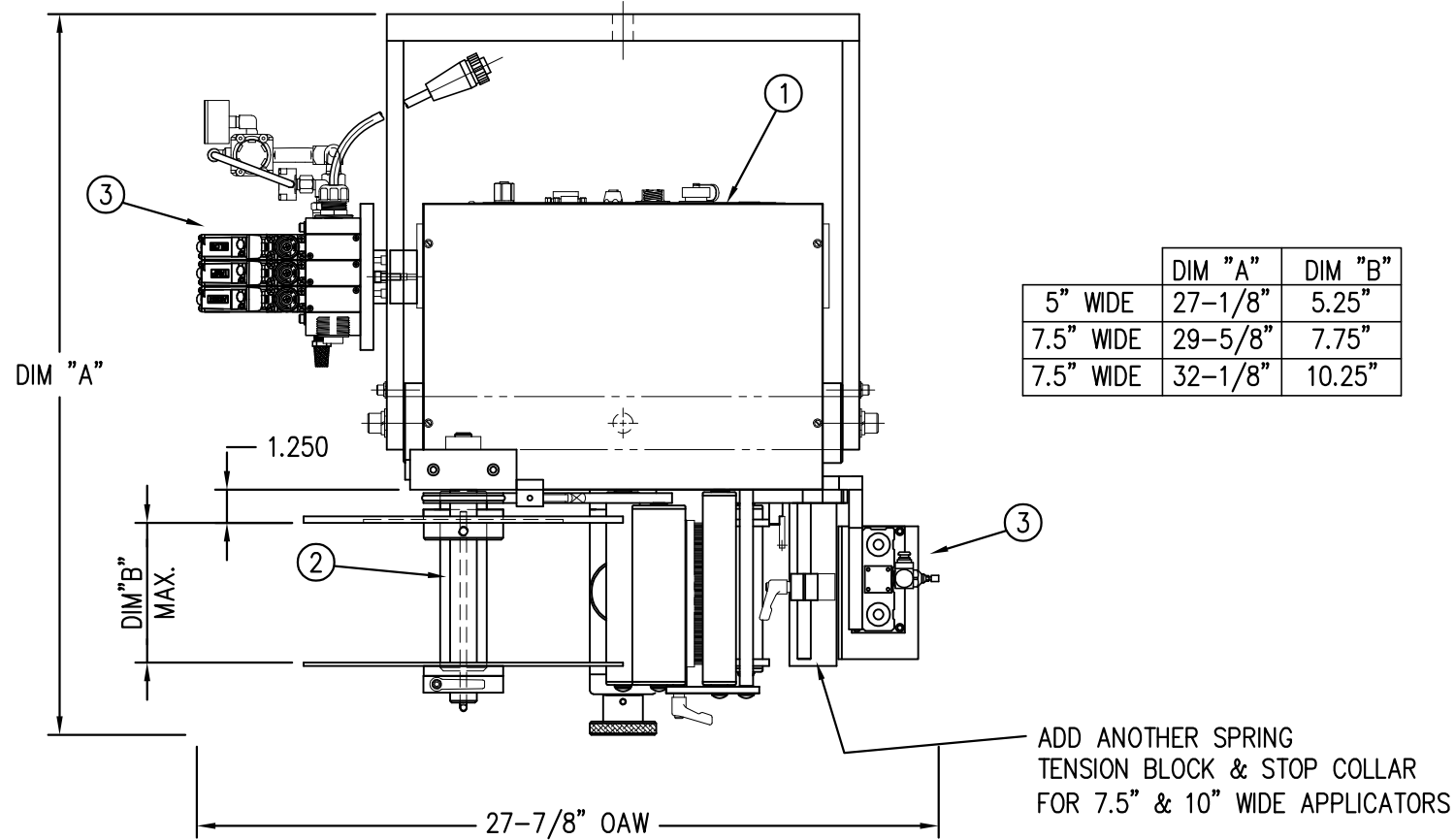
BILL OF MATERIAL			
CTM-211Y-0111R/L-16X			
ITEM	QTY	CTM PART NUMBER	PART DESCRIPTION
①	1	CTM-200Y-0150R/L	5" WIDE 360Y CORE UNIT ASSEMBLY
②	1	MOD-200-3121R/L-5	5" WIDE 16" UNWIND ASSEMBLY
③	1	MOD-211-0111R/L	5" RVB NOSE ASSEMBLY
④	1	ASS-200-0147	5" WIDE STANDARD REWIND MANDREL
	1	ASS-200-0137	5" WIDE FILM REWIND MANDREL
⑤	-1	ASS-200-0145R/L	STD REWIND BLOCK & SHAFT
	1	ASS-200-3167R/L	COLLAPSIBLE REWIND BLOCK & SHAFT
	1	ASS-200-3140-5	5" COLLAPSIBLE MANDREL
1	ORDER SEPARATELY	PRODUCT DETECT SENSOR (JOB SPECIFIC)	

RH & LH ASSEMBLIES AVAILABLE
-RH ASSEMBLY SHOWN-

CTM-211Y-0111R/L-16X



THIS DRAWING AND DESIGN IS THE PROPERTY OF CTM INTEGRATION INC. AND MAY NOT BE REPRODUCED IN WHOLE OR IN PART WITHOUT THE WRITTEN PERMISSION OF CTM INTEGRATION INC.
 APPLICATOR SERIES: 360
 APPLICATOR WIDTH(S): 5"
 GROUP: RVB
 REV. DESCRIPTION: 0
 REV. DATE: -
 REV. BY: xxx
 SCALE: 1=6
 DATE: 05/08/23
 DRAWN BY: T. Rhodes
 TITLE: 360Y RVB APPLICATOR w/ 16" UNWIND ASSEMBLY
 Dept. Code: 70
 F:\Engineering\Standard Parts\Applcator\360 SERIES\360Y\CTM\CTM-211Y-0111RL-16X



	DIM "A"	DIM "B"
5" WIDE	27-1/8"	5.25"
7.5" WIDE	29-5/8"	7.75"
7.5" WIDE	32-1/8"	10.25"

ADD ANOTHER SPRING TENSION BLOCK & STOP COLLAR FOR 7.5" & 10" WIDE APPLICATORS

BILL OF MATERIAL			
CTM-214Y-X101RL-12X			
ITEM	QTY	CTM PART NUMBER	PART DESCRIPTION
①	1	CTM-200Y-X150R/L	5/7.5/10 360Y CORE UNIT ASSEMBLY
②	1	MOD-200-X121R/L	5/7.5/10 WIDE; 12" UNWIND w/ DISKS MOD.
③	1	MOD-214-X101R/L	5/7.5/10 TAMP NOSE MODULE SPECIFY STROKE LENGTH
④	1	ASS-200-X147	STANDARD REWIND MANDREL
	1	ASS-200-X137	FILM REWIND MANDREL
⑤	-1	ASS-200-0145R/L	STD REWIND BLOCK & SHAFT
	1	ASS-200-3167R/L	COLLAPSIBLE REWIND BLOCK & SHAFT
	1	ASS-200-3140-X	COLLAPSIBLE MANDREL
1	ORDER SEPARATELY	TAMP SLIDE ASSEMBLY (ASS-214-0103R/L-X) (JOB SPECIFIC)	
1	ORDER SEPARATELY	PAD & MANIFOLD (LABEL SIZE IS JOB SPECIFIC)	
1	ORDER SEPARATELY	PRODUCT DETECT SENSOR (JOB SPECIFIC)	

RH & LH ASSEMBLIES AVAILABLE
-5" WIDE; RH ASSEMBLY SHOWN-

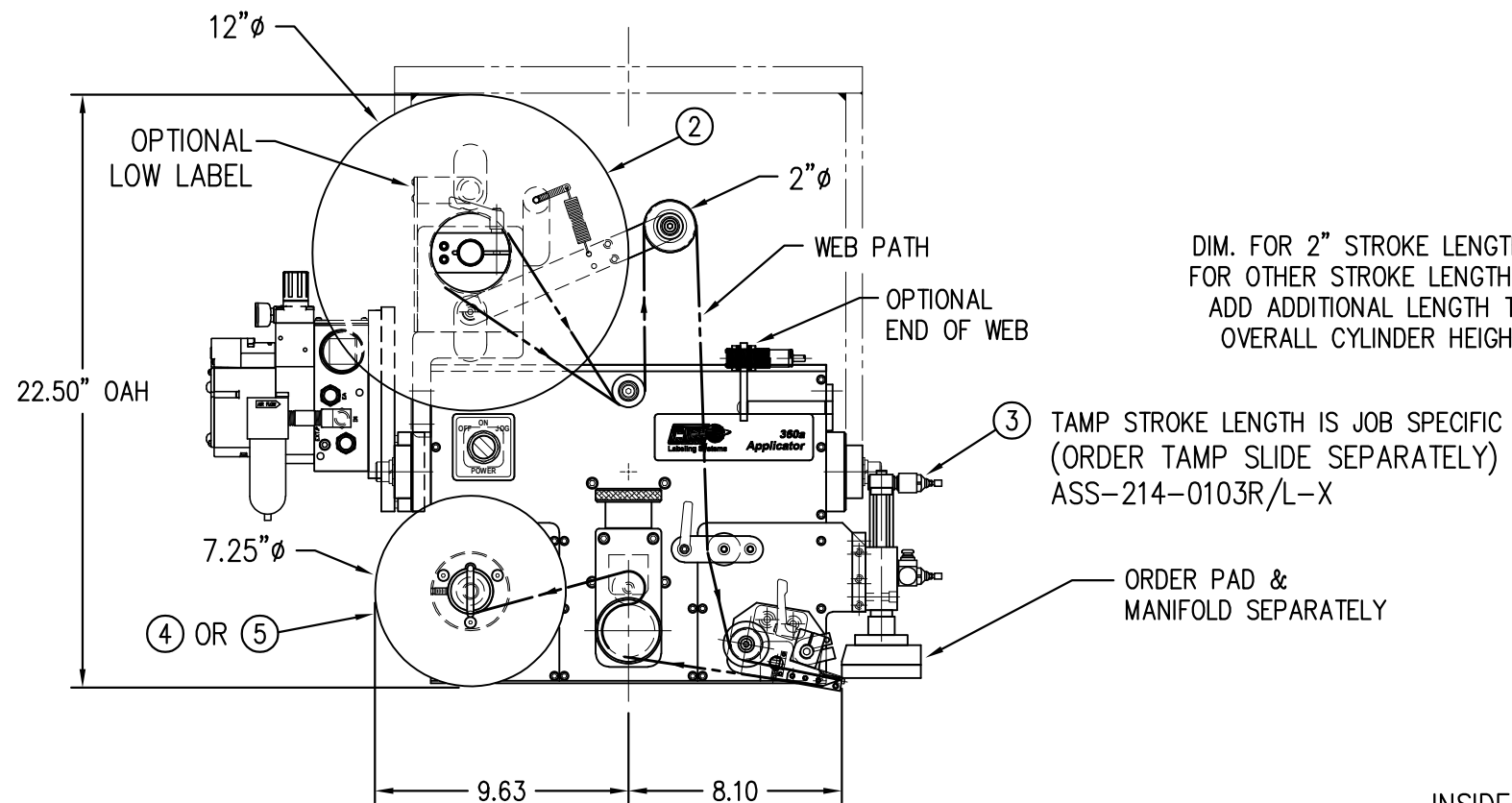
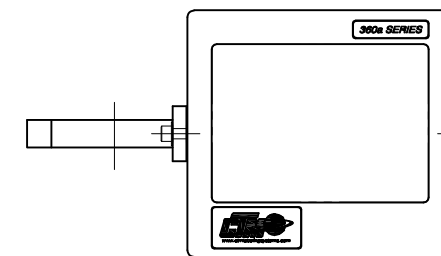
NOTE: UNWIND MTG. BRACKET FOR 5" & 7.5" WIDE APPLICATORS DIFFERS FROM 10" WIDE. FOR 10" WIDE MTG. BRACKET REFER TO DWG. MP-200-5216

CTM-214Y-X101R/L-12X

5" WIDE 0
7.5" WIDE 2
10" WIDE 5

STANDARD REWIND S
COLLAPSIBLE REWIND C
FILM REWIND F

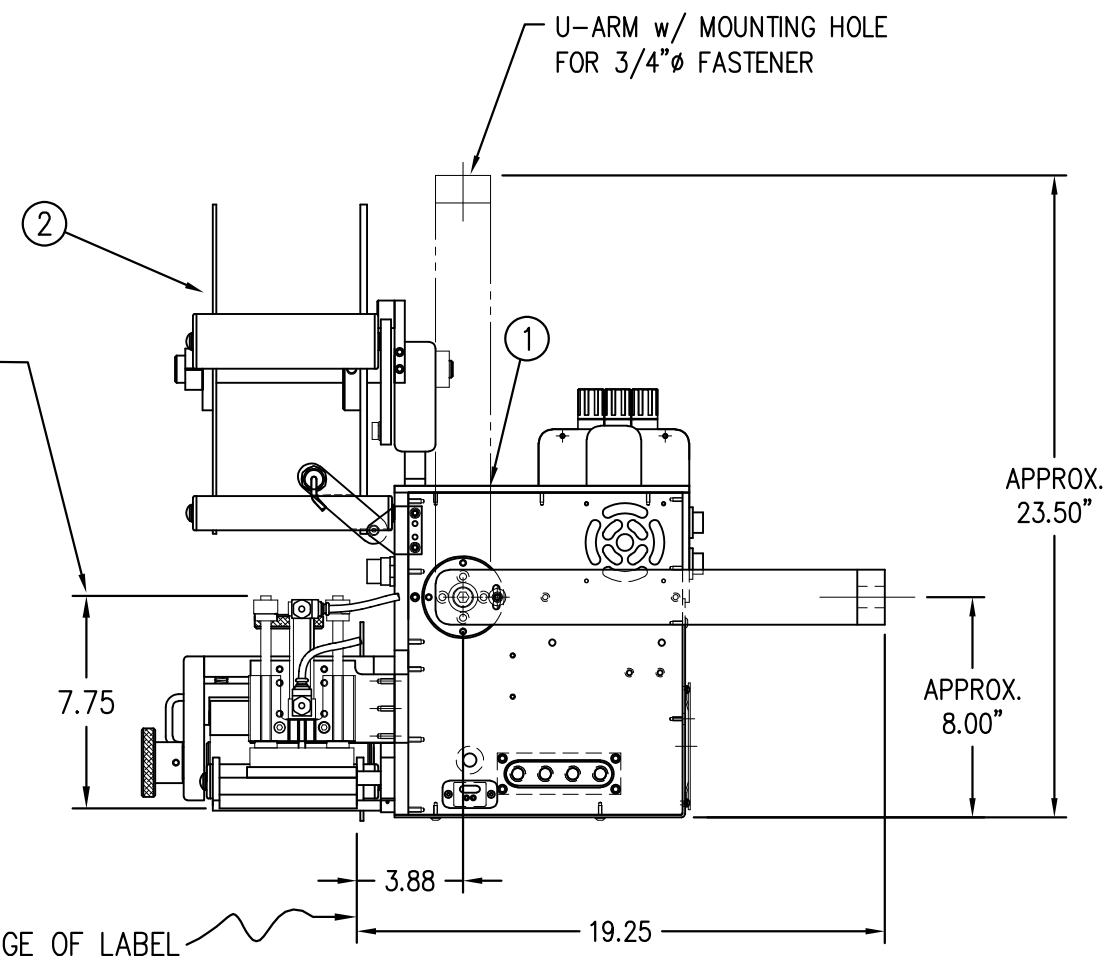
"HMI" DISPLAY UNIT
w/ COLUMN MTG.



DIM. FOR 2" STROKE LENGTH. FOR OTHER STROKE LENGTHS, ADD ADDITIONAL LENGTH TO OVERALL CYLINDER HEIGHT.

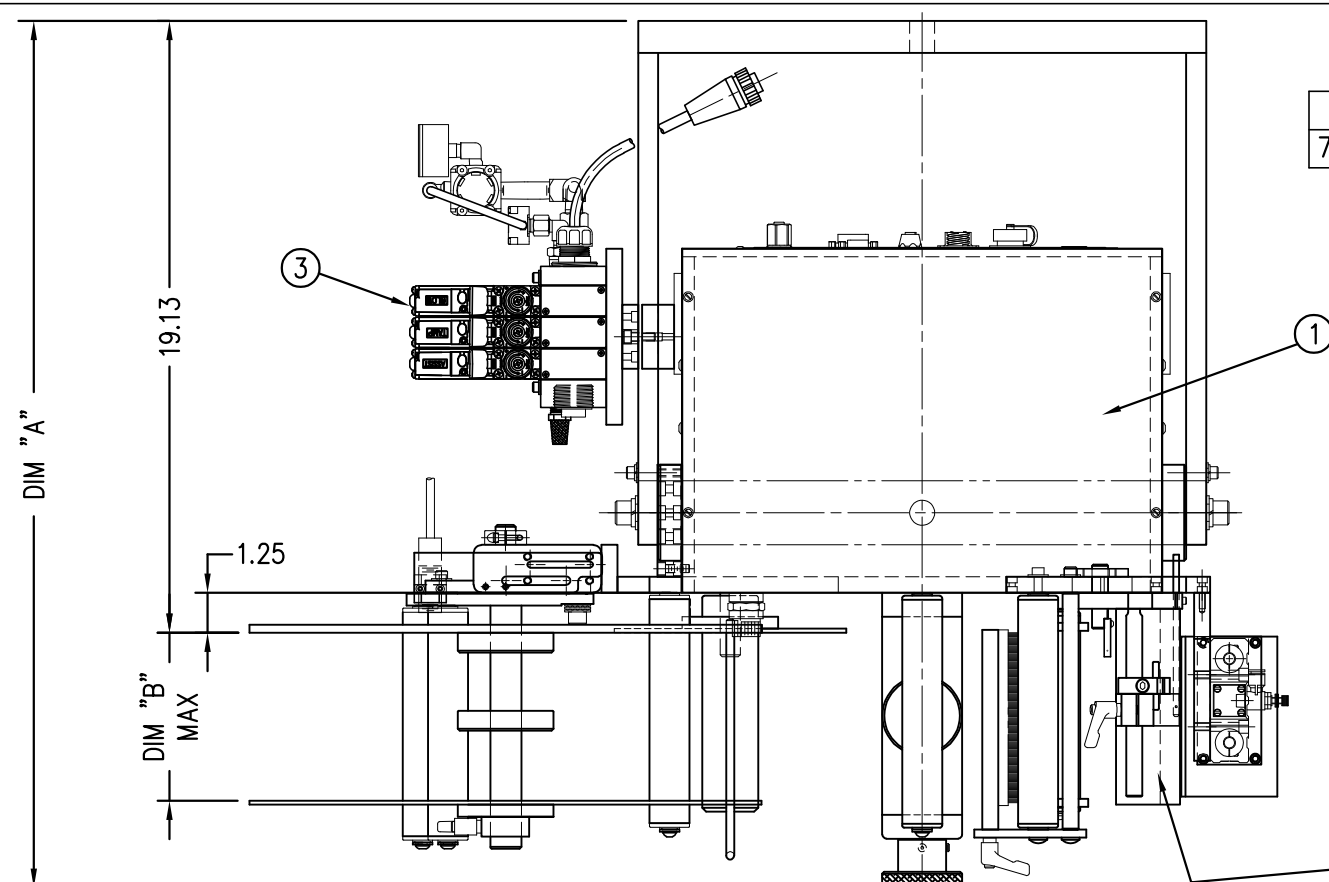
TAMP STROKE LENGTH IS JOB SPECIFIC (ORDER TAMP SLIDE SEPARATELY) ASS-214-0103R/L-X

ORDER PAD & MANIFOLD SEPARATELY



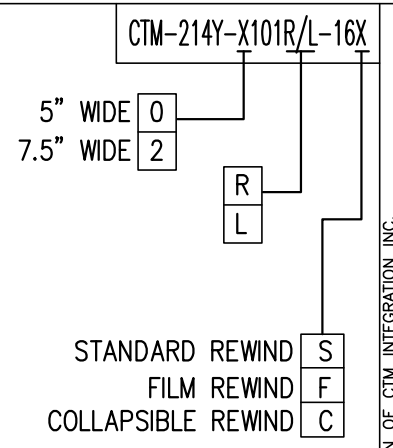
INSIDE EDGE OF LABEL

THIS DRAWING AND DESIGN IS THE PROPERTY OF CTM INTEGRATION INC. AND MAY NOT BE REPRODUCED IN WHOLE OR IN PART WITHOUT THE WRITTEN PERMISSION OF CTM INTEGRATION INC.
 TITLE: 360Y TAMP APPLICATOR w/12" UNWIND ASSEMBLY
 APPLICATOR SERIES: 360
 APPLICATOR WIDTH(S): 5"/7.5"/10"
 REV. DESCRIPTION: 0
 REV. DATE: -
 REV. BY: XXX
 SCALE: 1=7
 DATE: 03/21/23
 DRAWN BY: ANDY SOX
 Dept. Code: 70
 F:\Engineering\Standard Parts\Applcator\360 SERIES\360Y\CTM\CTM-214Y-X101RL-12X

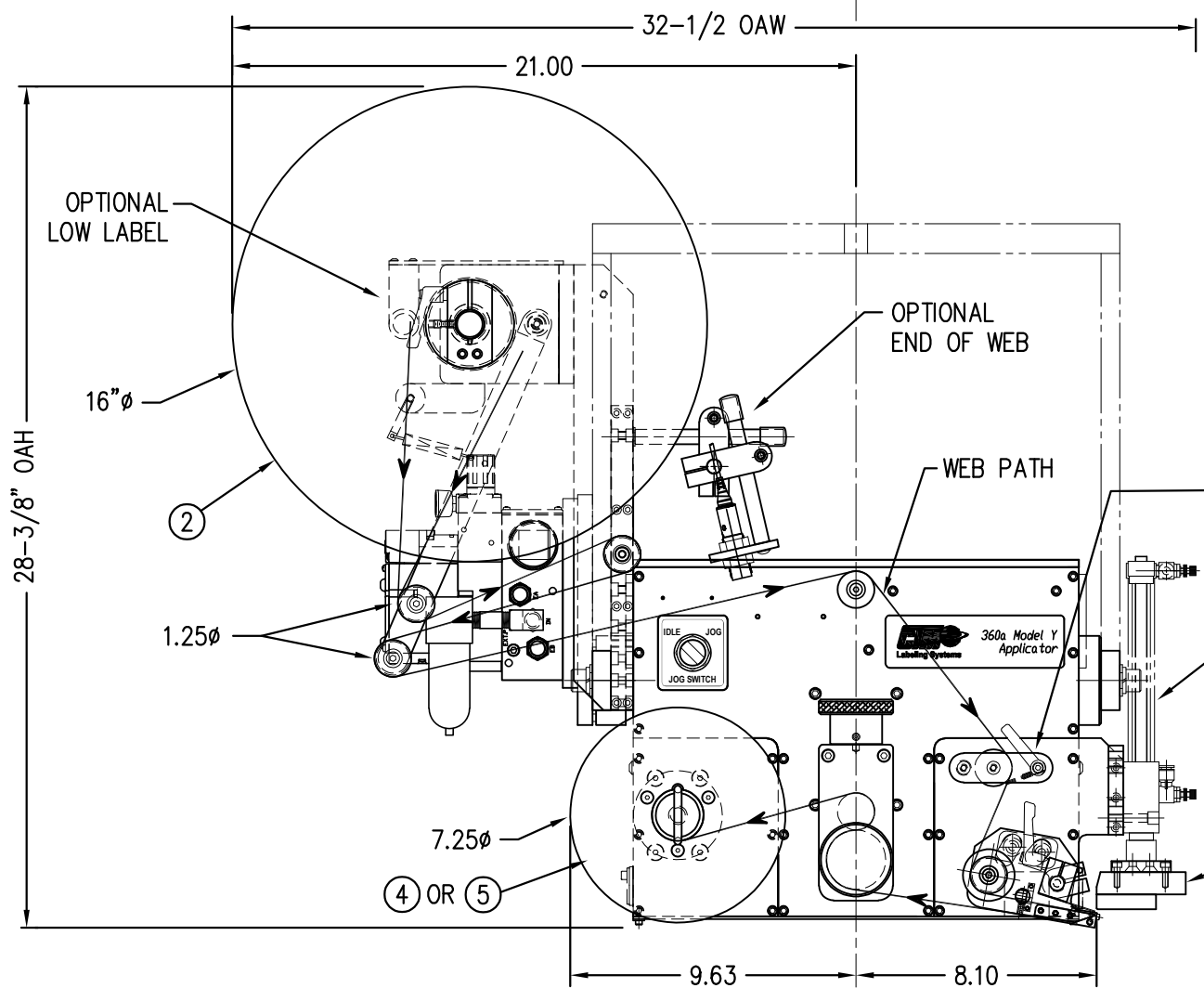



	DIM "A"	DIM "B"
5" WIDE	27-1/8"	5.25"
7.5" WIDE	29-5/8"	7.75"

BILL OF MATERIAL			
CTM-214Y-X101RL-16X			
ITEM	QTY	CTM PART NUMBER	PART DESCRIPTION
①	1	CTM-200Y-X150R/L	5/7.5 360Y CORE UNIT ASSEMBLY
②	1	MOD-200-3121R/L	5/7.5 WIDE; 16" UNWIND w/ DISKS MOD.
③	1	MOD-214-X101R/L	5/7.5 TAMP NOSE MODULE SPECIFY STROKE LENGTH
④	1	ASS-200-X147	STANDARD REWIND MANDREL
	1	ASS-200-X137	FILM REWIND MANDREL
⑤	-1	ASS-200-0145R/L	STD REWIND BLOCK & SHAFT
	1	ASS-200-3167R/L	COLLAPSIBLE REWIND BLOCK & SHAFT
	1	ASS-200-3140-X	COLLAPSIBLE MANDREL
1	ORDER SEPARATELY		TAMP SLIDE ASSEMBLY (ASS-214-0103R/L-X) (JOB SPECIFIC)
1	ORDER SEPARATELY		PAD & MANIFOLD (LABEL SIZE IS JOB SPECIFIC)
1	ORDER SEPARATELY		PRODUCT DETECT SENSOR (JOB SPECIFIC)



RH & LH ASSEMBLIES AVAILABLE
-RH ASSEMBLY SHOWN-

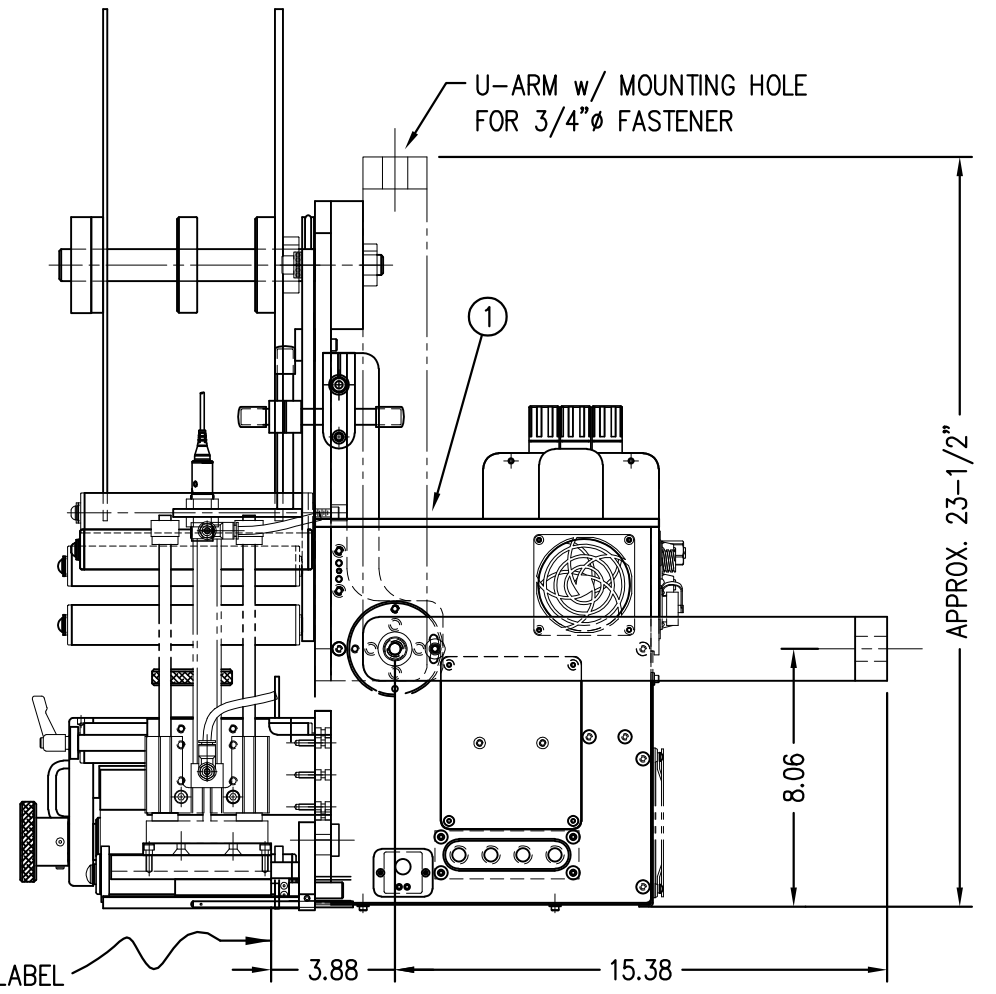


ADD ANOTHER SPRING
TENSION BLOCK & STOP COLLAR
FOR 7.5" WIDE APPLICATOR

NOTE TENSION BRUSH
ORIENTATION FOR
16" UNWIND ASSY.

TAMP STROKE LENGTH IS JOB SPECIFIC
(ORDER TAMP SLIDE SEPARATELY)
ASS-214-0103R/L-X

ORDER PAD &
MANIFOLD SEPARATELY

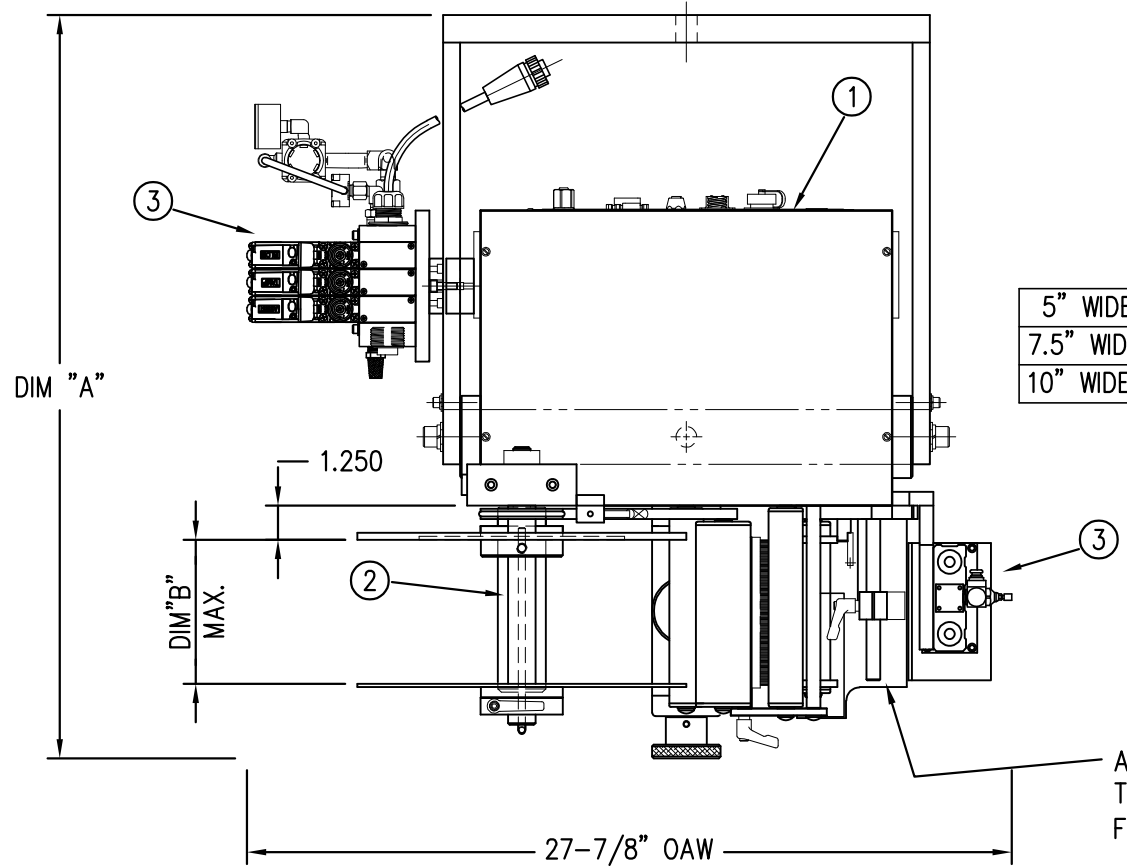


INSIDE EDGE OF LABEL

THIS DRAWING AND DESIGN IS THE PROPERTY OF CTM INTEGRATION INC. AND MAY NOT BE REPRODUCED IN WHOLE OR IN PART WITHOUT THE WRITTEN PERMISSION OF CTM INTEGRATION INC.
 APPLICATOR SERIES: 360
 APPLICATOR WIDTH(S): 5"/7.5"
 REV. DESCRIPTION: 0
 REV. DATE: -
 REV. BY: XXX
 SCALE: 1=6
 DATE: 03/30/23
 DRAWN BY: T. Rhodes
 TITLE: 360Y TAMP APPLICATOR w/ 16" UNWIND ASSEMBLY
 Dept. Code: 70
 F:\Engineering\Standard Parts\Applcator\360 SERIES\360Y\CTM\CTM-214Y-X101RL-16X

BILL OF MATERIAL			
CTM-214Y-3101RL-X-12X			
ITEM	QTY	CTM PART NUMBER	PART DESCRIPTION
①	1	CTM-200Y-X150R/L	5/7.5/10 360Y CORE UNIT ASSEMBLY
②	1	MOD-200-X121R/L	5/7.5/10 WIDE; 12" UNWIND w/ DISKS MOD.
③	1	MOD-214-3101R/L-X	5/7.5 TAMP NOSE MODULE SPECIFY STROKE LENGTH
④	1	ASS-200-X147	STANDARD REWIND MANDREL
	1	ASS-200-X137	FILM REWIND MANDREL
⑤	-1	ASS-200-0145R/L	STD REWIND BLOCK & SHAFT
	1	ASS-200-3167R/L	COLLAPSIBLE REWIND BLOCK & SHAFT
	1	ASS-200-3140-X	COLLAPSIBLE MANDREL
1	ORDER SEPARATELY	TAMP SLIDE ASSEMBLY (ASS-214-0103R/L-X) (JOB SPECIFIC)	
1	ORDER SEPARATELY	PAD & MANIFOLD (LABEL SIZE IS JOB SPECIFIC)	
1	ORDER SEPARATELY	PRODUCT DETECT SENSOR (JOB SPECIFIC)	

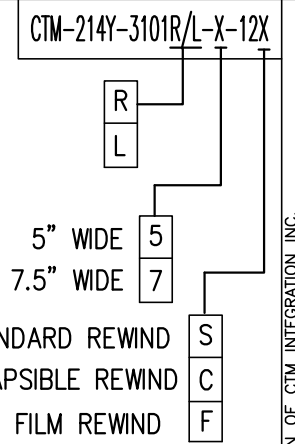
	DIM "A"	DIM "B"
5" WIDE	27-1/8"	5.25"
7.5" WIDE	29-5/8"	7.75"
10" WIDE	32-1/8"	10.25"



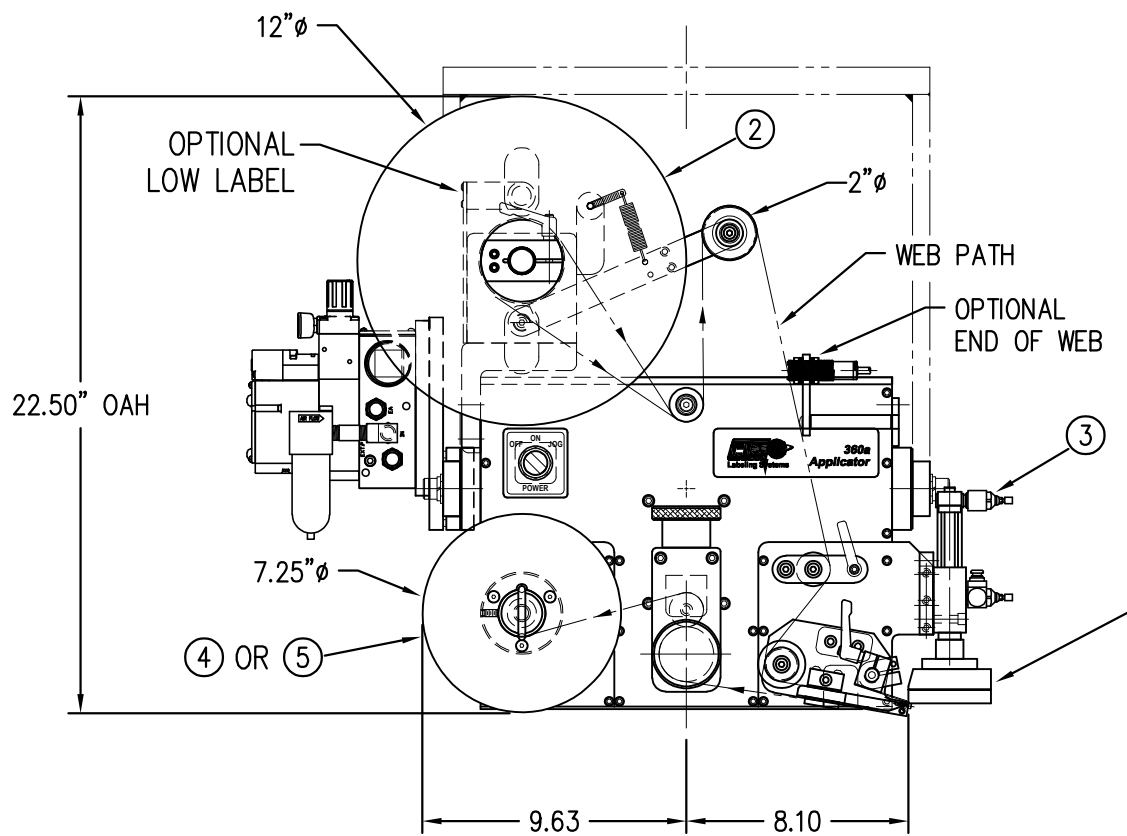
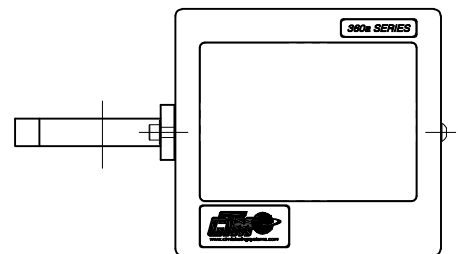
ADD ANOTHER SPRING TENSION BLOCK & STOP COLLAR FOR 7.5" & 10" WIDE APPLICATORS

RH & LH ASSEMBLIES AVAILABLE
-5" WIDE; RH ASSEMBLY SHOWN-

NOTE: UNWIND MTG. BRACKET FOR 5" & 7.5" WIDE APPLICATORS DIFFERS FROM 10" WIDE. FOR 10" WIDE MTG. BRACKET REFER TO DWG. MP-200-5216



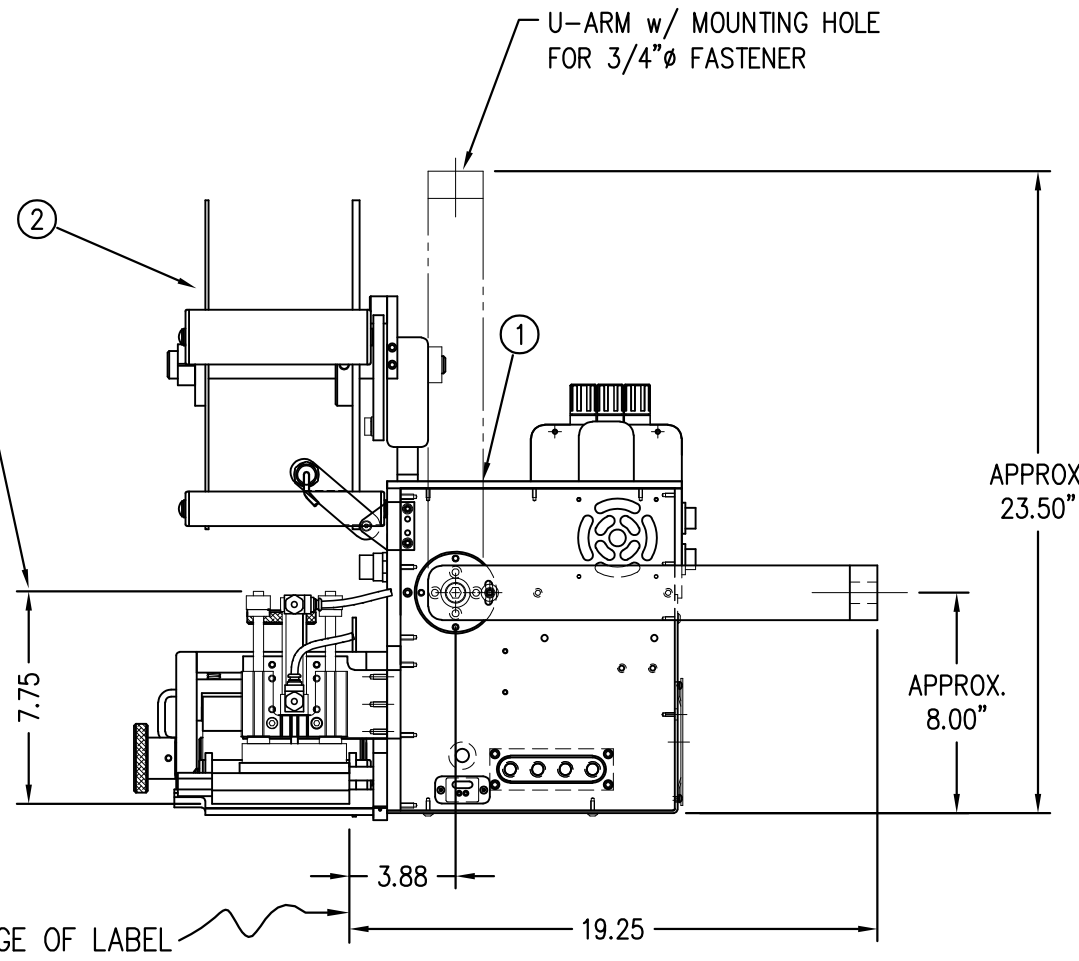
"HMI" DISPLAY UNIT
w/ COLUMN MTG.



DIM. FOR 2" STROKE LENGTH. FOR OTHER STROKE LENGTHS, ADD ADDITIONAL LENGTH TO OVERALL CYLINDER HEIGHT.

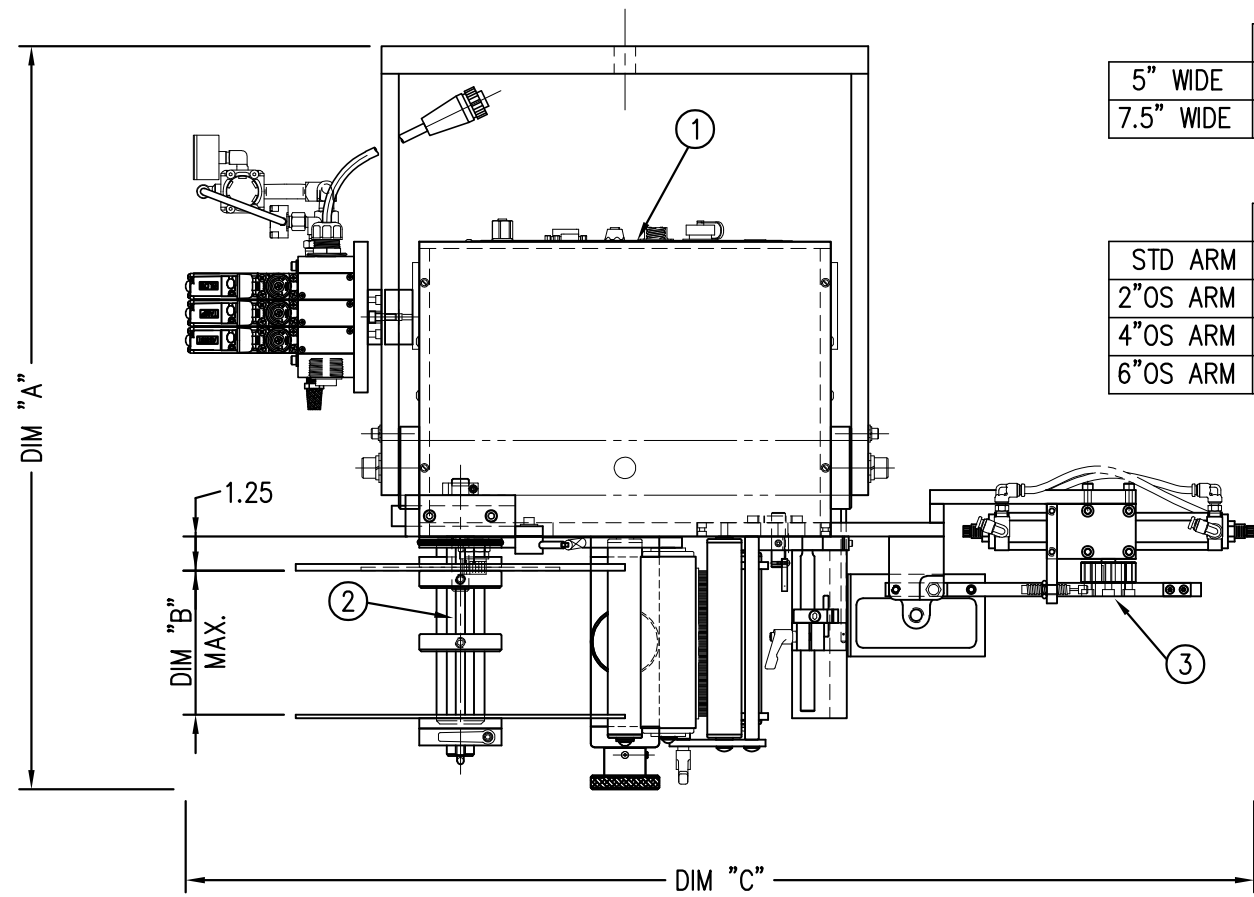
TAMP STROKE LENGTH IS JOB SPECIFIC (ORDER TAMP SLIDE SEPARATELY)
ASS-214-0103R/L-X

ORDER PAD & MANIFOLD SEPARATELY



INSIDE EDGE OF LABEL

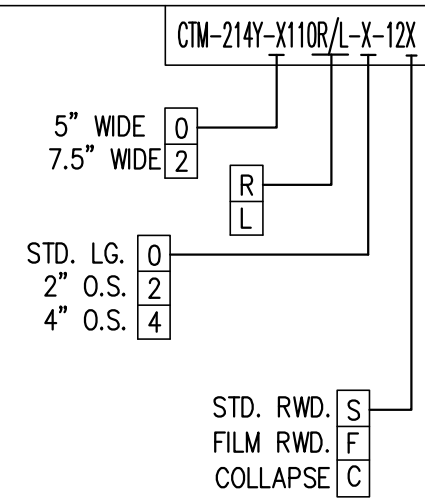
THIS DRAWING AND DESIGN IS THE PROPERTY OF CTM INTEGRATION INC. AND MAY NOT BE REPRODUCED IN WHOLE OR IN PART WITHOUT THE WRITTEN PERMISSION OF CTM INTEGRATION INC.
 TITLE: 360Y CLEAR LABEL TAMP APPLICATOR w/12" UNWIND ASSEMBLY
 APPLICATOR SERIES: 360
 APPLICATOR WIDTH(S): 5"/7.5"
 REV. DESCRIPTION: 0
 REV. DATE: -
 REV. BY: XXX
 SCALE: 1=7
 DATE: 05/08/23
 DRAWN BY: T. Rhodes
 Dept. Code: 70
 F:\Engineering\Standard Parts\Applcator\360 SERIES\360Y\CTM-214Y-3101RL-X-12X



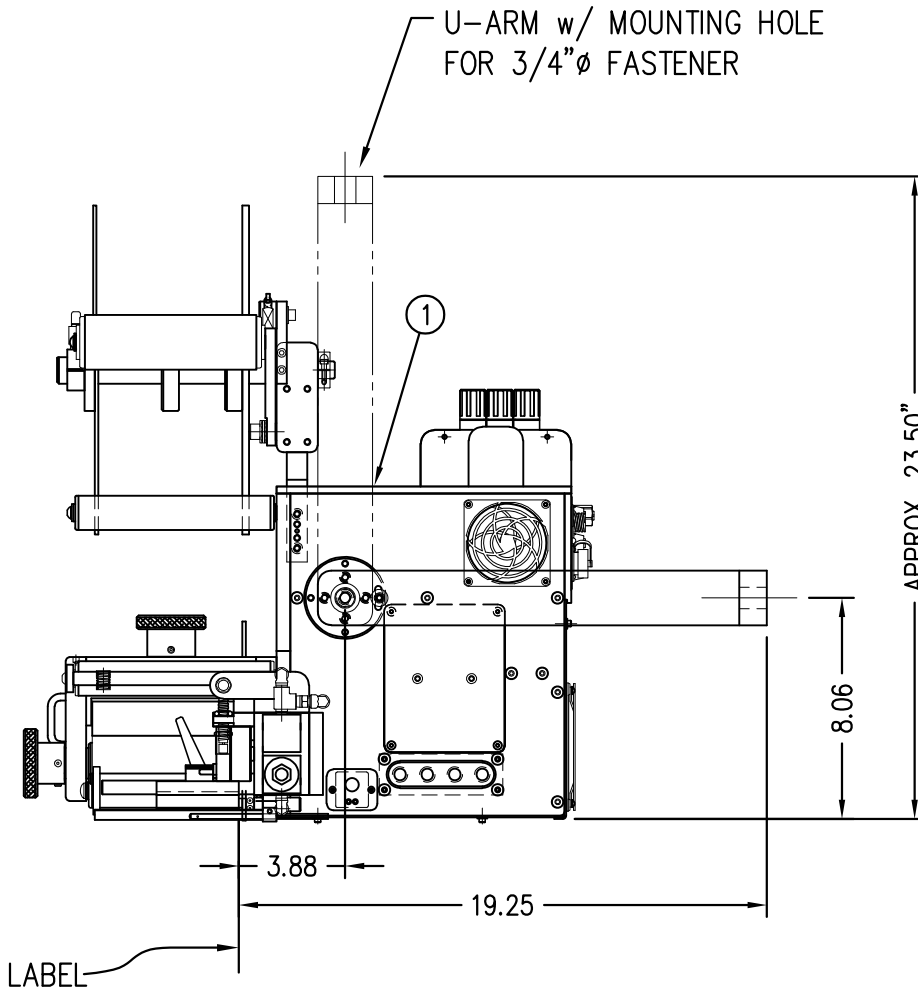
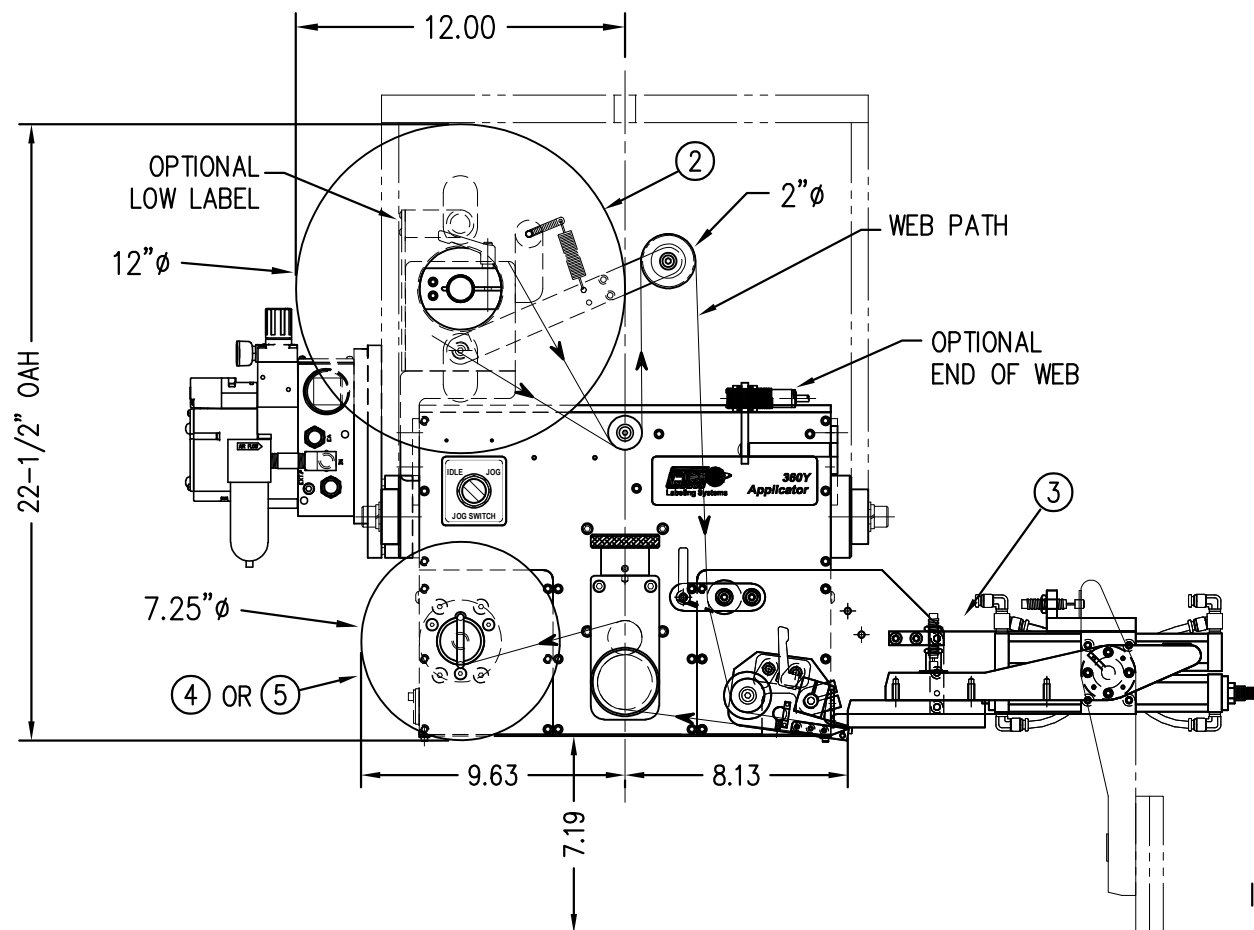
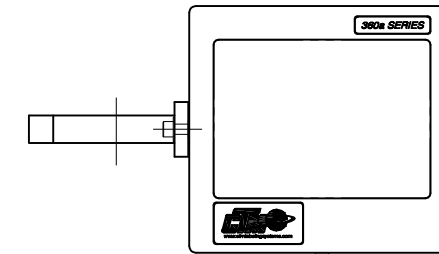
	DIM "A"	DIM "B"
5" WIDE	27-1/8"	5.25"
7.5" WIDE	29-5/8"	7.75"

	DIM "C"
STD ARM	40"
2" OS ARM	42"
4" OS ARM	44"
6" OS ARM	46"

BILL OF MATERIAL		
CTM-214Y-X110R/L-XX-12X		
ITEM	QTY	CTM PART NUMBER
①	1	CTM-200Y-X150R/L
②	1	MOD-200-X121R/L
③	1	MOD-214-X110R/L-X-LP
④	1	ASS-200-X147
	1	ASS-200-X137
⑤	-1	ASS-200-0145R/L
	1	ASS-200-3167R/L
	1	ASS-200-3140-X
	1	ORDER SEPARATELY
	1	ORDER SEPARATELY



"HMI" DISPLAY UNIT
w/ COLUMN MTG.



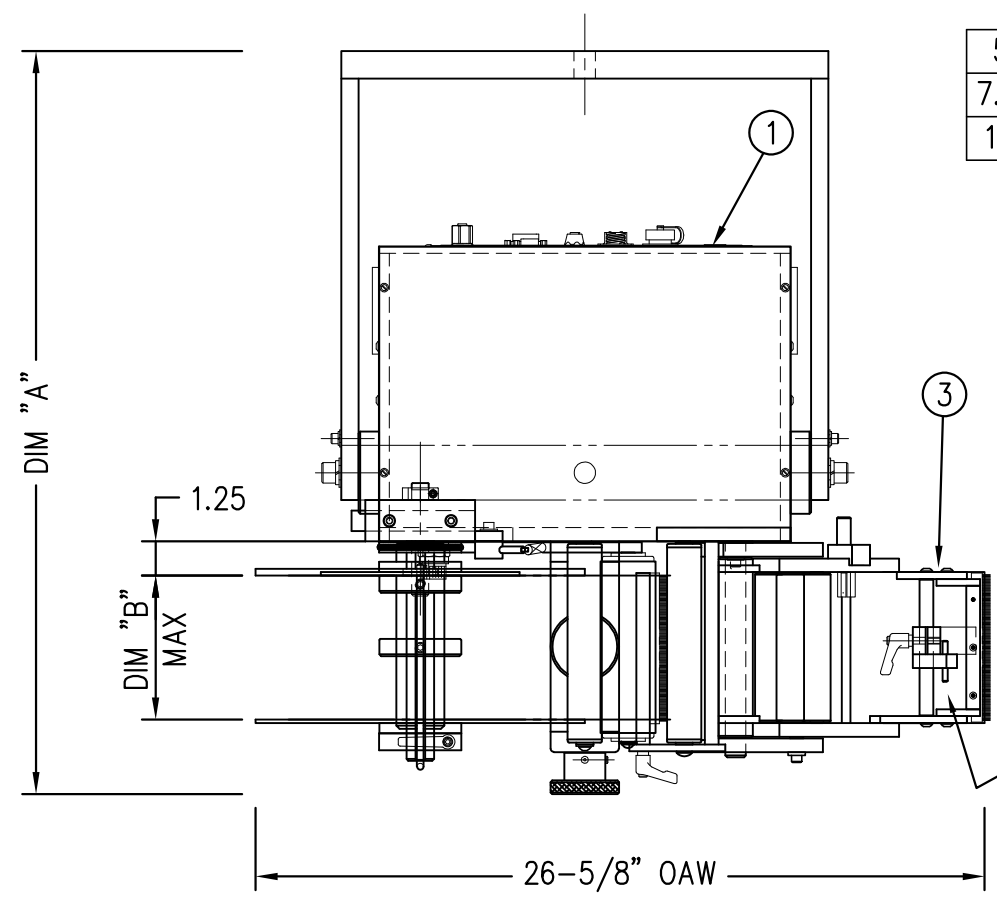
THIS DRAWING AND DESIGN IS THE PROPERTY OF CTM INTEGRATION INC. AND MAY NOT BE REPRODUCED IN WHOLE OR IN PART WITHOUT THE WRITTEN PERMISSION OF CTM INTEGRATION INC.

APPLICATOR SERIES: 360
APPLICATOR WIDTH(S): 5"/7.5"
REV. DESCRIPTION: 0

TITLE: 360Y IN-LINE SWING TAMP APPLICATOR w/ 12" UNWIND ASSEMBLY
REV. BY: xxx
REV. DATE: -

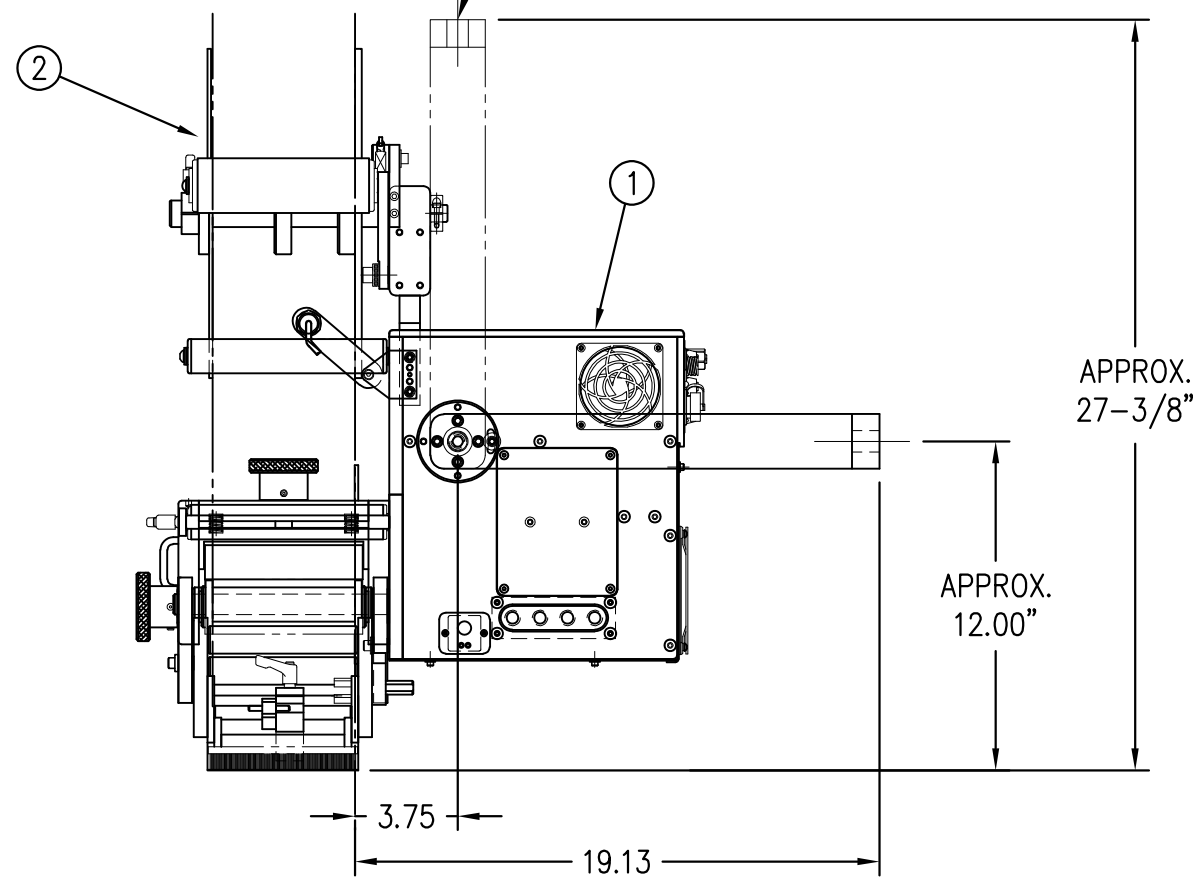
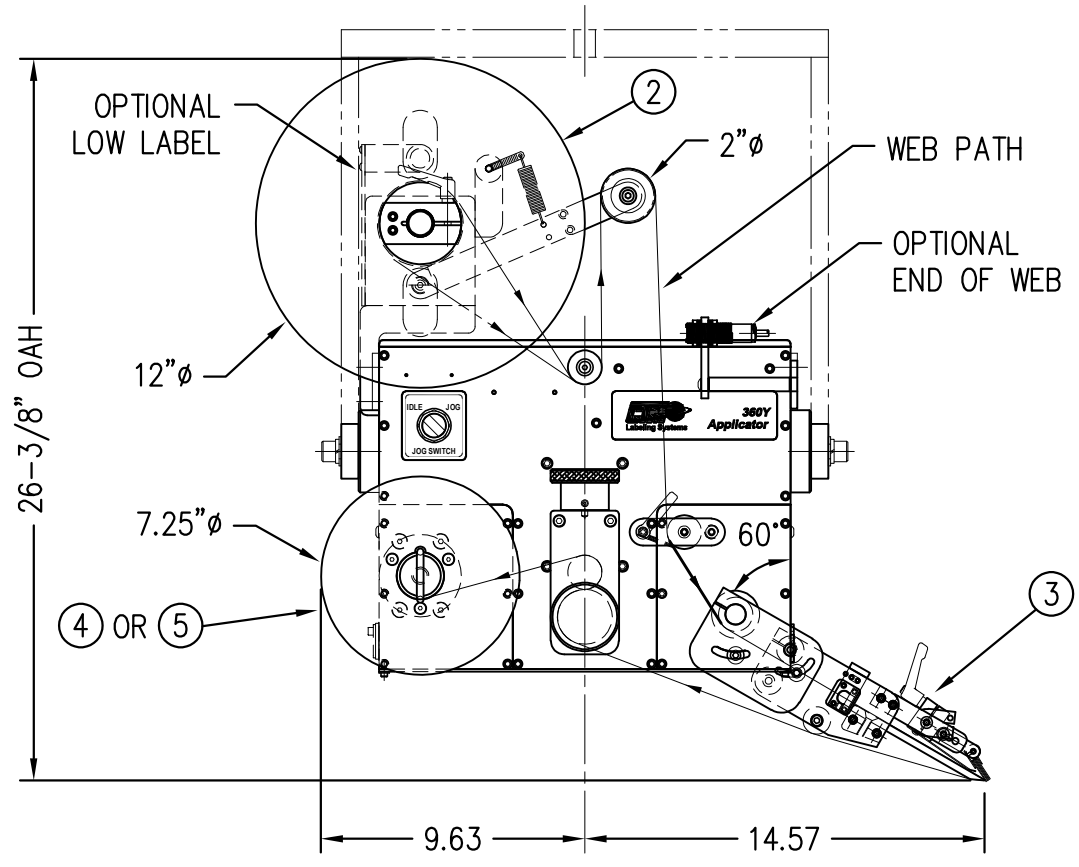
DATE: 03/02/23
SCALE: 1=7

DRAWN BY: T. Rhodes
DEPT. CODE: 70
F:\Engineering\Standard Parts\Applcator\360 SERIES\360Y\CTM-214Y-X110R-L-X-12X



	DIM "A"	DIM "B"
5" WIDE	27-1/8"	5.25"
7.5" WIDE	29-5/8"	7.75"
10" WIDE	32-1/8"	10.25"

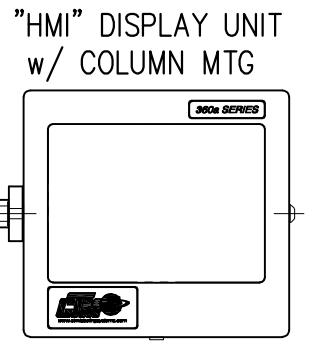
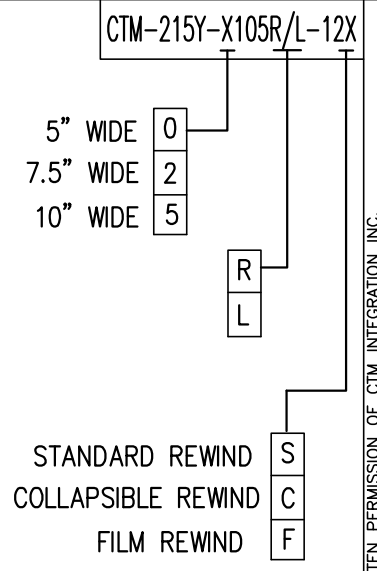
ADD ANOTHER SPRING TENSION BLOCK & STOP COLLAR FOR 7.5" & 10" WIDE APPLICATORS



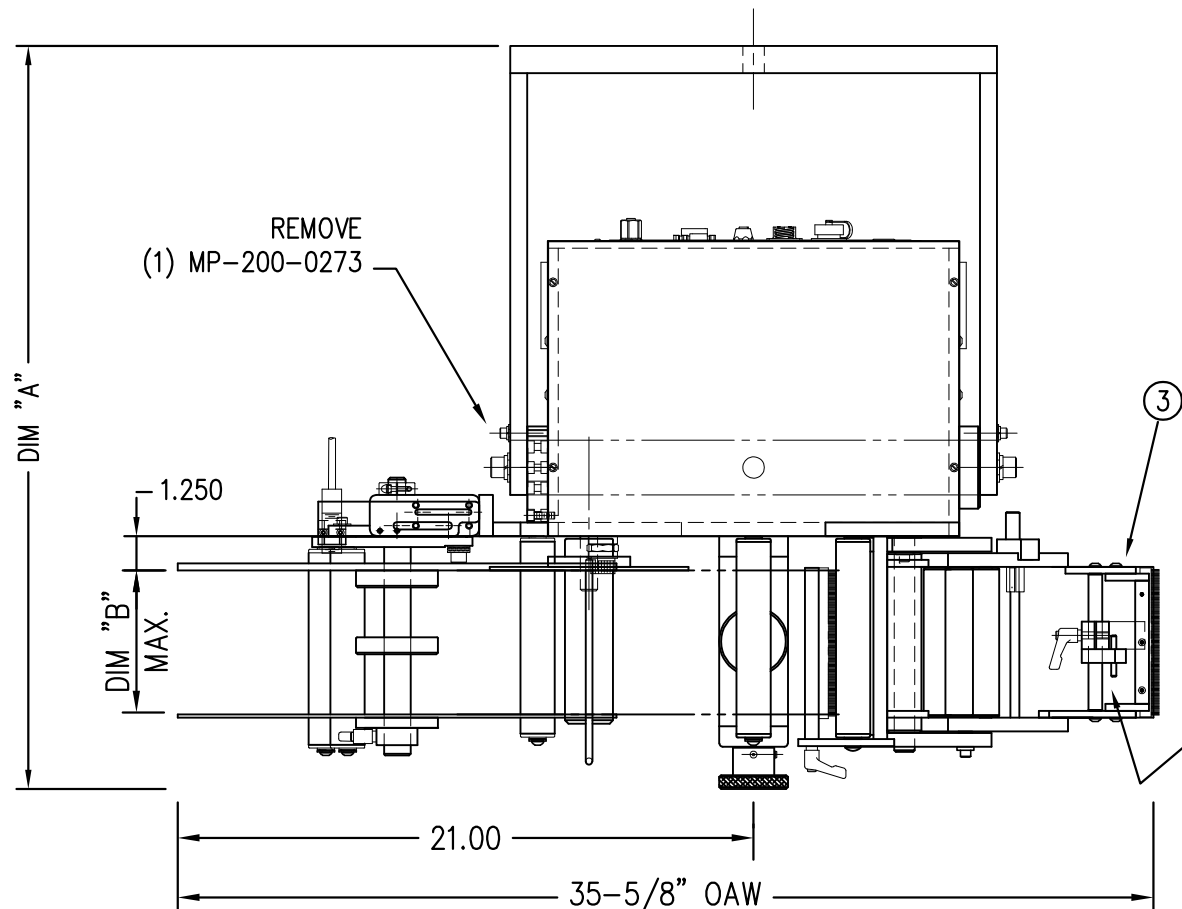
BILL OF MATERIAL			
CTM-215Y-X105RL-12X			
ITEM	QTY	CTM PART NUMBER	PART DESCRIPTION
①	1	CTM-200Y-X150R/L	5/7.5/10 WIDE 360Y CORE UNIT
②	1	MOD-200-X121R/L	5/7.5/10 WIDE; 12" UNWIND w/ DISKS MOD.
③	1	MOD-215-X105R/L	5/7.5/10 MERGE NOSE MODULE
④	1	ASS-200-X147	STANDARD REWIND MANDREL
	1	ASS-200-X137	FILM REWIND MANDREL
⑤	-1	ASS-200-0145R/L	STD REWIND BLOCK & SHAFT
	1	ASS-200-3167R/L	COLLAPSIBLE REWIND BLOCK & SHAFT
	1	ASS-200-3140-X	COLLAPSIBLE MANDREL
	1	ORDER SEPARATELY	PRODUCT DETECT SENSOR (JOB SPECIFIC)

RH & LH ASSEMBLIES AVAILABLE
-5" WIDE; RH ASSEMBLY SHOWN-

NOTE: UNWIND MTG. BRACKET FOR 5" & 7.5" WIDE APPLICATORS DIFFERS FROM 10" WIDE. FOR 10" WIDE MTG. BRACKET REFER TO DWG. MP-200-5216.

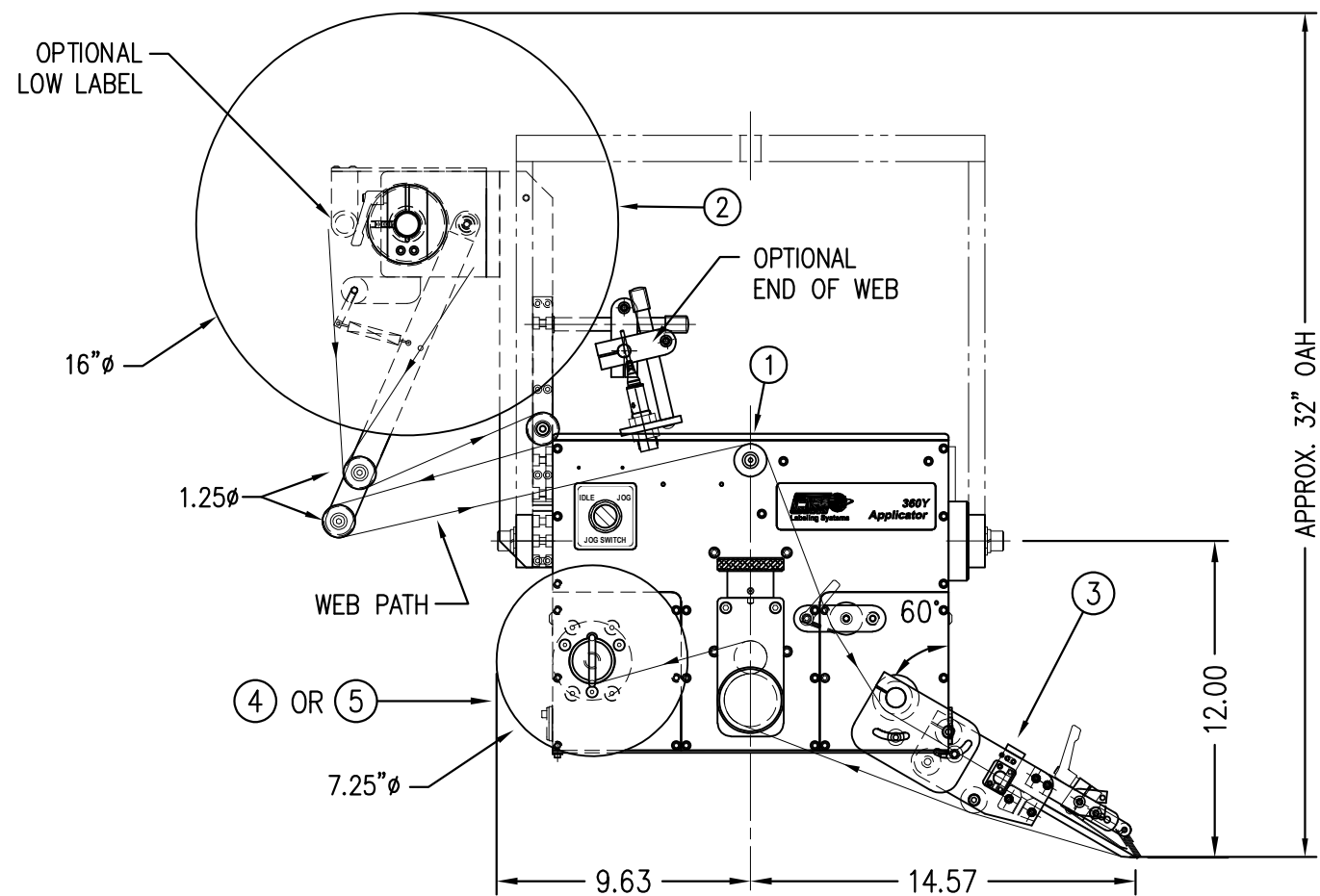
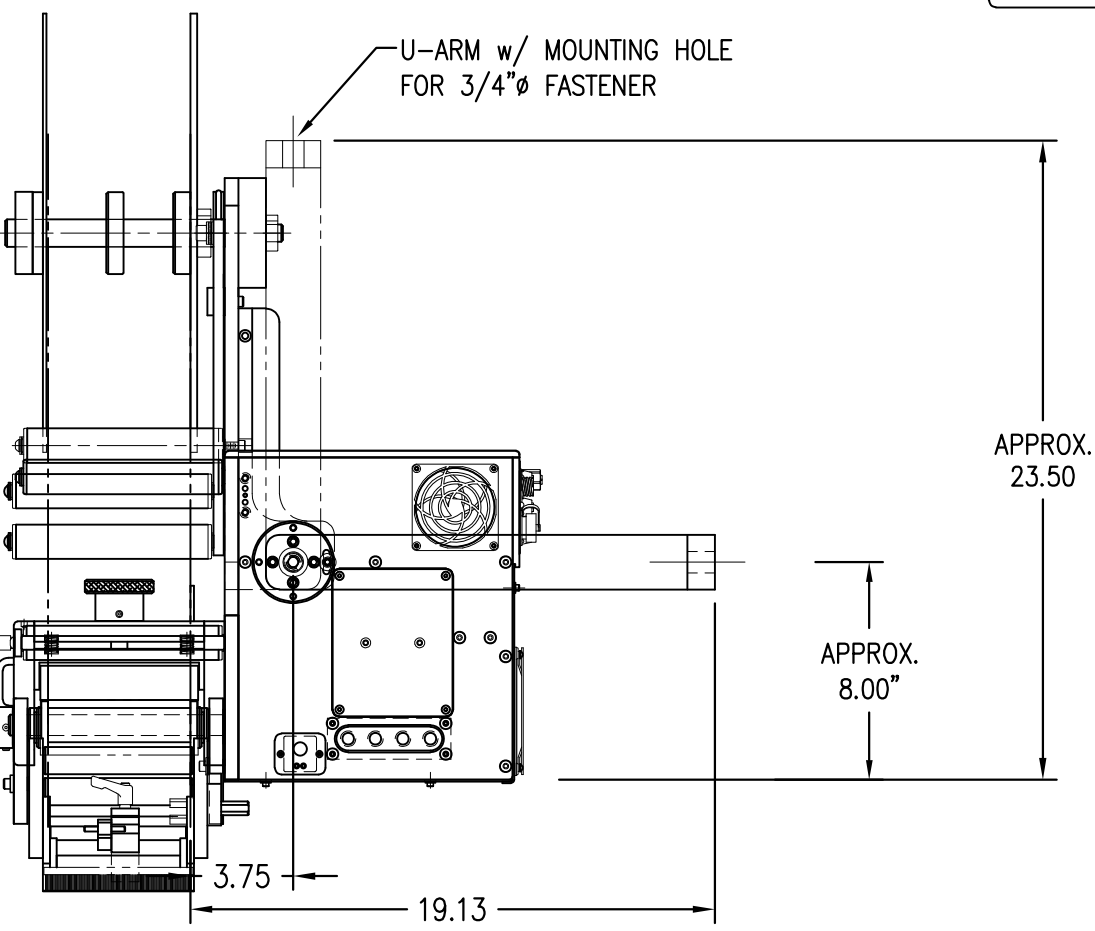


THIS DRAWING AND DESIGN IS THE PROPERTY OF CTM INTEGRATION INC. AND MAY NOT BE REPRODUCED IN WHOLE OR IN PART WITHOUT THE WRITTEN PERMISSION OF CTM INTEGRATION INC.
 TITLE: 360Y MERGE APPLICATOR w/12" UNWIND ASSEMBLY
 APPLICATOR SERIES: 360
 APPLICATOR WIDTH(S): 5"/7.5"/10"
 GROUP: MERGE ASSEMBLY
 REV. 0
 REV. DESCRIPTION
 REV. DATE
 REV. BY: XXX
 SCALE: 1=7
 DATE: 02/27/23
 DRAWN BY: ANDY SOX
 Dept. Code 70
 F:\Engineering\Standard Parts\Applcator\360 SERIES\360Y\CTM\CTM-215Y-X105RL-12X



ADD ANOTHER SPRING TENSION BLOCK & STOP COLLAR FOR 7.5" & 10" WIDE APPLICATORS

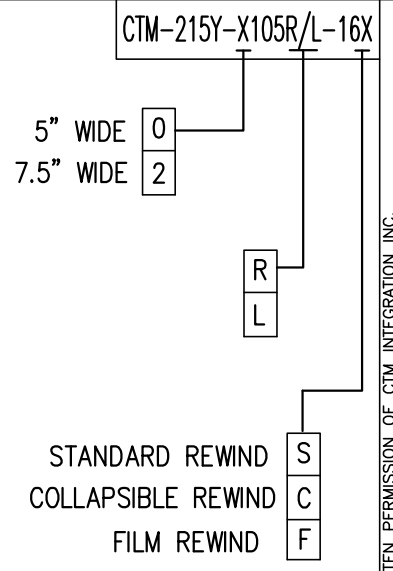
	DIM "A"	DIM "B"
5" WIDE	27-1/8"	5.25"
7.5" WIDE	29-5/8"	7.75"
10" WIDE	32-1/8"	10.25"



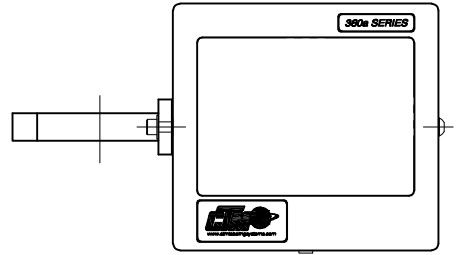
BILL OF MATERIAL
CTM-215Y-X105RL-16X

ITEM	QTY	CTM PART NUMBER	PART DESCRIPTION
①	1	CTM-200Y-X150R/L	5/7.5 WIDE 360Y CORE UNIT
②	1	MOD-200-3121R/L-X	5/7.5 WIDE; 16" UNWIND w/ DISKS MOD.
③	1	MOD-215-X105R/L	5/7.5 MERGE NOSE MODULE
④	1	ASS-200-X147	STANDARD REWIND MANDREL
	1	ASS-200-X137	FILM REWIND MANDREL
⑤	-1	ASS-200-0145R/L	STD REWIND BLOCK & SHAFT
	1	ASS-200-3167R/L	COLLAPSIBLE REWIND BLOCK & SHAFT
	1	ASS-200-3140-X	COLLAPSIBLE MANDREL
	1	ORDER SEPARATELY	PRODUCT DETECT SENSOR (JOB SPECIFIC)

RH & LH ASSEMBLIES AVAILABLE
-RH ASSEMBLY SHOWN-



"HMI" DISPLAY UNIT w/ COLUMN MTG.



THIS DRAWING AND DESIGN IS THE PROPERTY OF CTM INTEGRATION INC. AND MAY NOT BE REPRODUCED IN WHOLE OR IN PART WITHOUT THE WRITTEN PERMISSION OF CTM INTEGRATION INC.

APPLICATOR SERIES: 360

APPLICATOR WIDTH(S): 5"/7.5"

REV. DESCRIPTION: 0

REV. DATE: -

REV. BY: XXX

Scale: 1=7

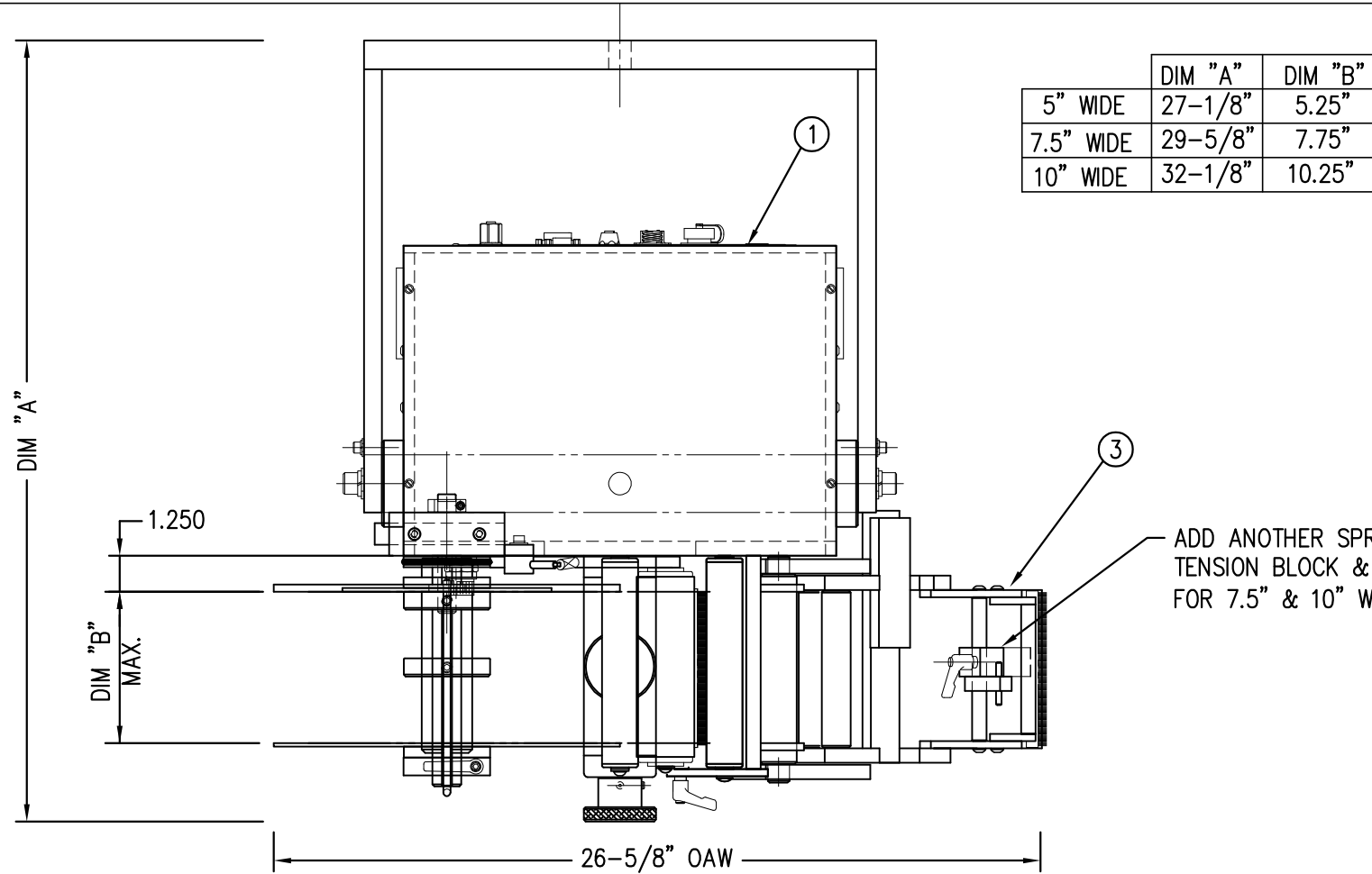
Date: 02/27/23

DRAWN BY: ANDY SOX

TITLE: 360Y MERGE APPLICATOR w/ 16" UNWIND ASSEMBLY

Dept. Code: 70

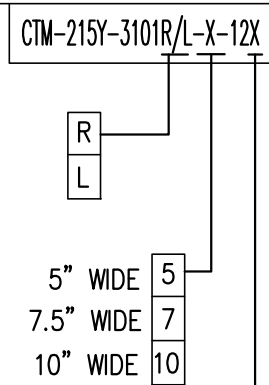
F:\Engineering\Standard Parts\Applcator\360 SERIES\360Y\CTM\CTM-215Y-X105RL-16X



	DIM "A"	DIM "B"
5" WIDE	27-1/8"	5.25"
7.5" WIDE	29-5/8"	7.75"
10" WIDE	32-1/8"	10.25"

BILL OF MATERIAL			
CTM-215Y-3101RL-X-12X			
ITEM	QTY	CTM PART NUMBER	PART DESCRIPTION
①	1	CTM-200AY-X150R/L	5/7.5/10 WIDE 360Y CORE UNIT
②	1	MOD-200-X121R/L	5/7.5/10 WIDE; 12" UNWIND w/ DISKS MOD.
③	1	MOD-215-3101R/L-X	5/7.5/10 CLEAR LABEL MERGE NOSE MODULE
④	1	ASS-200-X147	STANDARD REWIND MANDREL
	1	ASS-200-X137	FILM REWIND MANDREL
	-1	ASS-200-0145R/L	STD REWIND BLOCK & SHAFT
⑤	1	ASS-200-3167R/L	COLLAPSIBLE REWIND BLOCK & SHAFT
	1	ASS-200-3140-X	COLLAPSIBLE MANDREL
	1	ORDER SEPARATELY	PRODUCT DETECT SENSOR (JOB SPECIFIC)

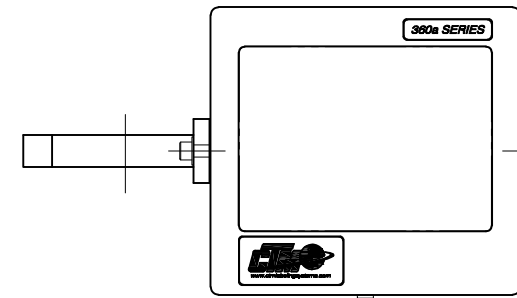
RH & LH ASSEMBLIES AVAILABLE
-RH ASSEMBLY SHOWN-



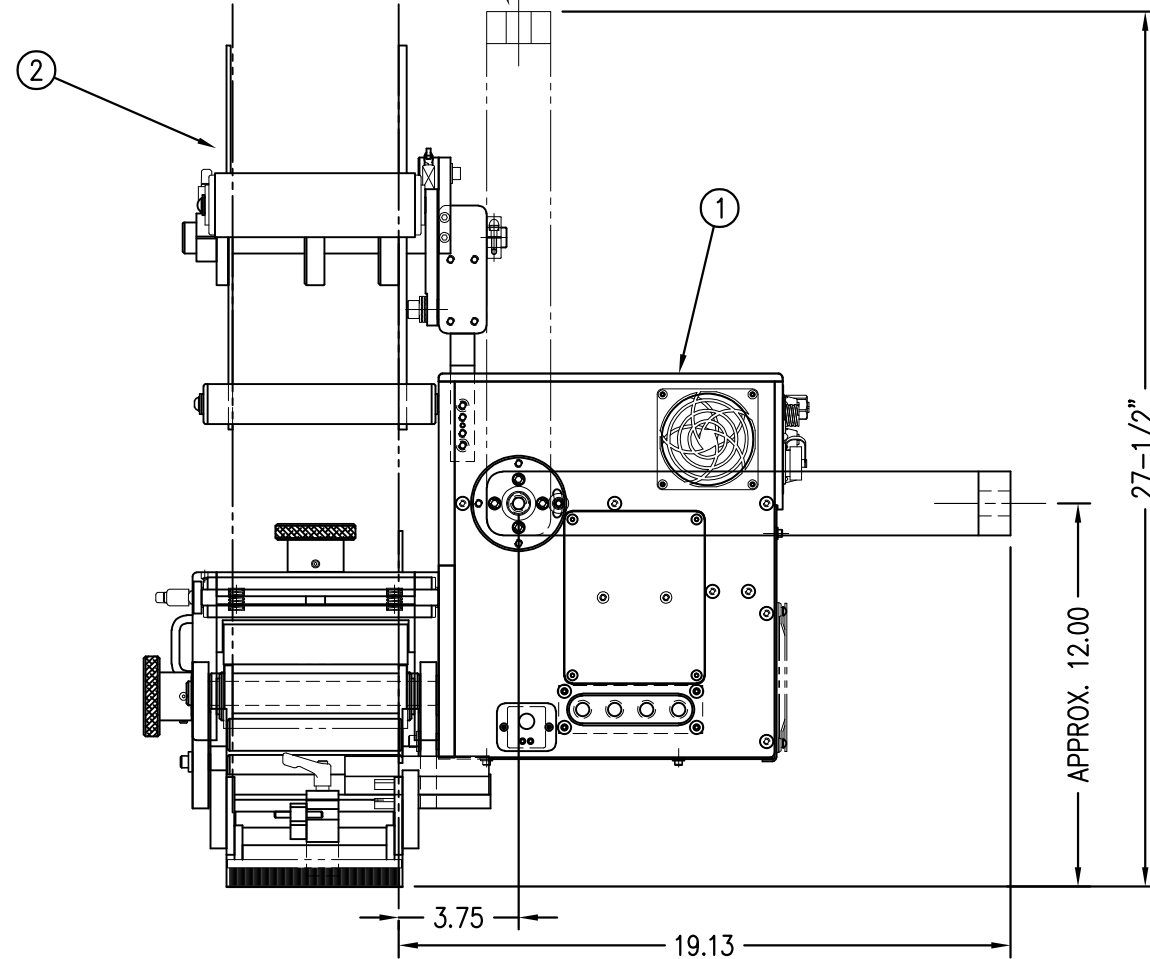
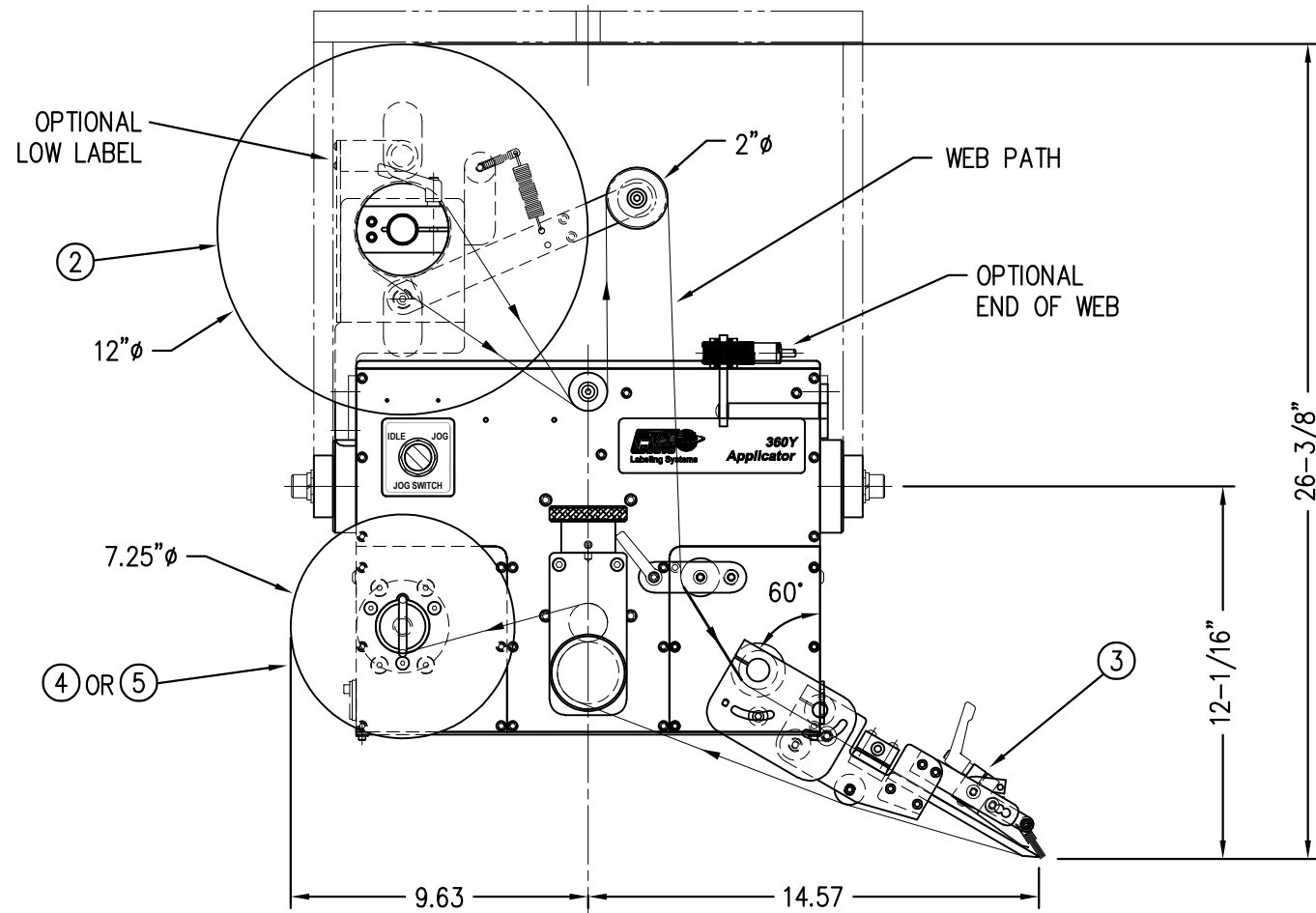
STANDARD REWIND S
COLLAPSIBLE REWIND C
FILM REWIND F

ADD ANOTHER SPRING TENSION BLOCK & STOP COLLAR FOR 7.5" & 10" WIDE APPLICATORS

"HMI" DISPLAY UNIT w/ COLUMN MTG.



U-ARM w/ MOUNTING HOLE FOR 3/4" Ø FASTENER



THIS DRAWING AND DESIGN IS THE PROPERTY OF CTM INTEGRATION INC. AND MAY NOT BE REPRODUCED IN WHOLE OR IN PART WITHOUT THE WRITTEN PERMISSION OF CTM INTEGRATION INC.

APPLICATOR SERIES: 360
APPLICATOR WIDTH(S): 5"/7.5"/10"
REV. DESCRIPTION: 0

TITLE: 360Y CLEAR LABEL MERGE APPLICATOR w/12" UNWIND ASSEMBLY
GROUP: MERGE ASSEMBLY

REV. DATE: -
REV. BY: xxx
REV. DATE: 12/15/17
Scale: 1=6
Date: 12/15/17
DRAWN BY: T. Rhodes

Dept. Code: 70
F:\Engineering\Standard Parts\Applcator\360 SERIES\360Y\CTM\CTM-215Y-3101RL-X-12X

BILL OF MATERIAL

MOD-200-X121XL

ITEM	QTY	CTM PART NUMBER	PART DESCRIPTION
①	1	SAS-200-X121L	5"/7.5" UNWIND SHELF ASSEMBLY - LH
②	1	ASS-200-0132	12" DIA. INSIDE UNWIND DISK - LEXAN
	1	ASS-200-0132A	12" DIA. INSIDE UNWIND DISK - ALUMINUM REELS-UP
③	1	ASS-200-0133	OUTSIDE UNWIND DISK
④	1	MP-200-0267CS	UNWIND CORE SUPPORT SPACER
⑤	2	PM-FADP0930	DOWEL PIN, 3/16" ϕ x 1/2" Lg.
	2	PM-FASH430078	1/4"-20 x 3/4" Lg. SS SHCS

MOD-200-X121XL

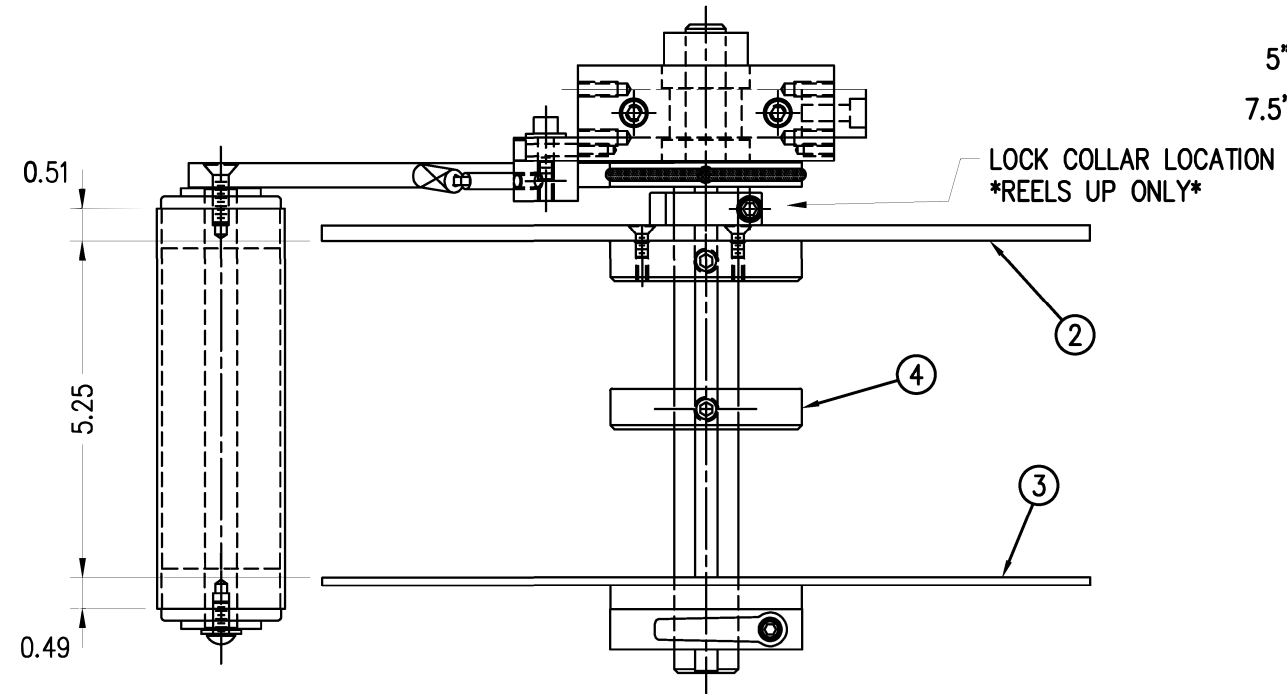
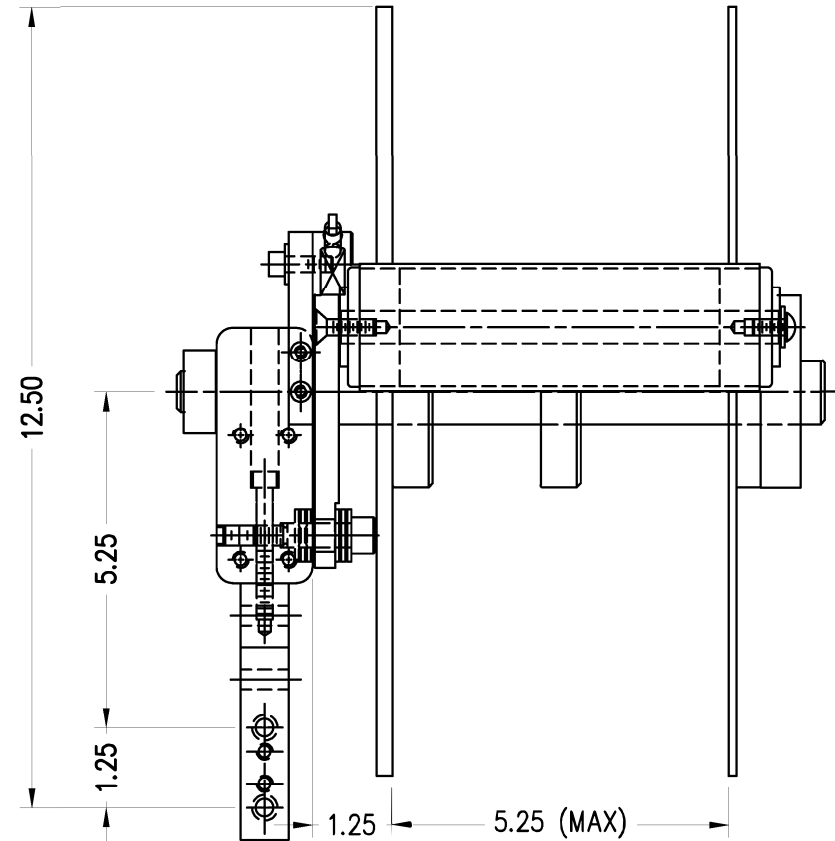
5" WIDE -0121L

7.5" WIDE -2121L

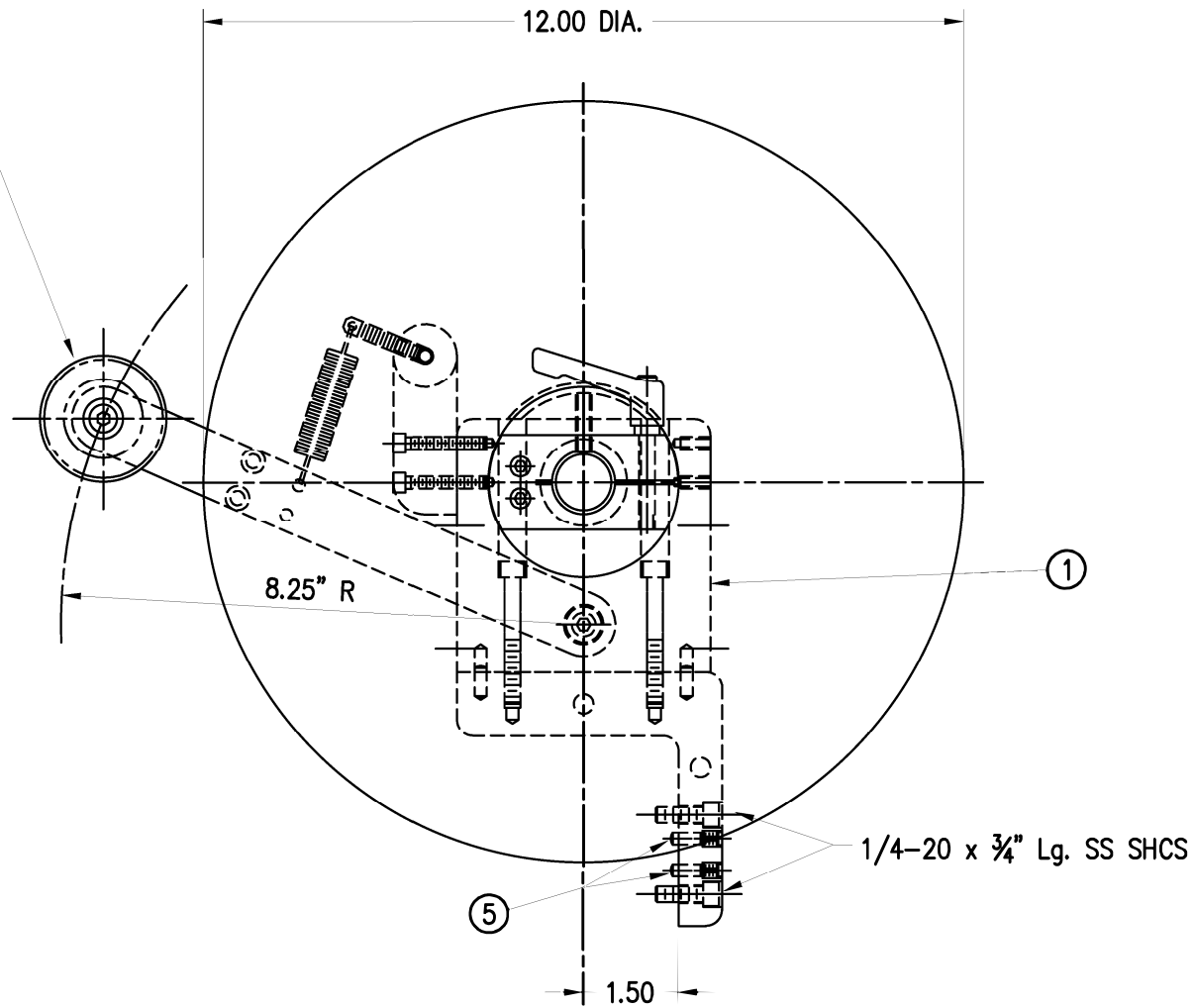
5" WIDE (REELS UP) -0121AL

7.5" WIDE (REELS UP) -2121AL

REDESIGNED DANCER ARM MOUNTING
 ANYTHING SOLD BEFORE 11/01/04
 WILL BE THE OLD STYLE.
 UNWIND BLOCK IN ASS-200-0134
 & DANCER ARM MP-200-0202
 ARE NEW DESIGNS AND THRUST BEARINGS
 REPLACE BRONZE WASHERS.



2" DIA. DANCER ROLLER



THIS DRAWING AND DESIGN IS THE PROPERTY OF CTM INTEGRATION INC. AND MAY NOT BE REPRODUCED IN WHOLE OR IN PART WITHOUT THE WRITTEN PERMISSION OF CTM INTEGRATION INC.

APPLICATOR SERIES: 360

REV. 8

REV. DESCRIPTION: REMOVED NOTE FOR PM-C01025 BUT SHOWED LOCATION

REV. DATE: 01/16/20

REV. BY: TDR

Scale: 1=3

Date: 06/02/98

DRAWN BY: BOB S.

TITLE: LH UNWIND ASSEMBLY with 12" DIA. UNWIND DISKS

F:\Engineering\Standard Parts\Applcator\360 SERIES\360a\MOD-200-X121XL

Dept. Code

70

BILL OF MATERIAL

MOD-200-X121XR

ITEM	QTY	CTM PART NUMBER	PART DESCRIPTION
①	1	SAS-200-X121R	5"/7.5" UNWIND SHELF ASSEMBLY - RH
②	1	ASS-200-0132	12" DIA. INSIDE UNWIND DISK - LEXAN
	1	ASS-200-0132A	12" DIA. INSIDE UNWIND DISK - ALUMINUM
③	1	ASS-200-0133	OUTSIDE UNWIND DISK
④	1	MP-200-0267CS	UNWIND CORE SUPPORT SPACER
⑤	2	PM-FADP0930	DOWEL PIN, 3/16" ϕ x 1/2" Lg.
	2	PM-FASH430078	1/4"-20 x 3/4" Lg. SS SHCS

REELS-UP

REDESIGNED DANCER ARM MOUNTING
 ANYTHING SOLD BEFORE 11/01/04
 WILL BE THE OLD STYLE.
 UNWIND BLOCK IN ASS-200-0134
 & DANCER ARM MP-200-0202
 ARE NEW DESIGNS AND THRUST BEARINGS
 REPLACE BRONZE WASHERS.

MOD-200-X121XR

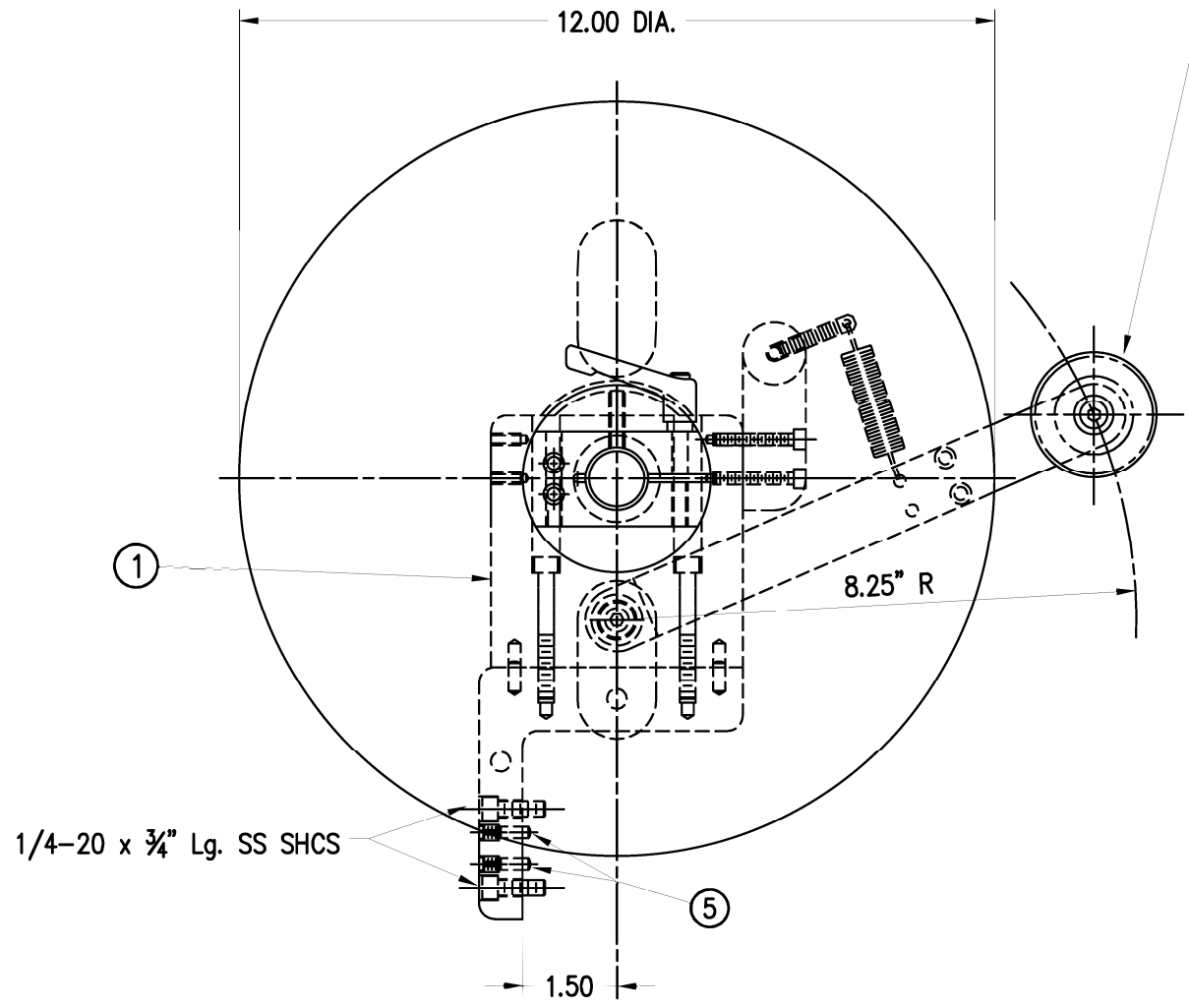
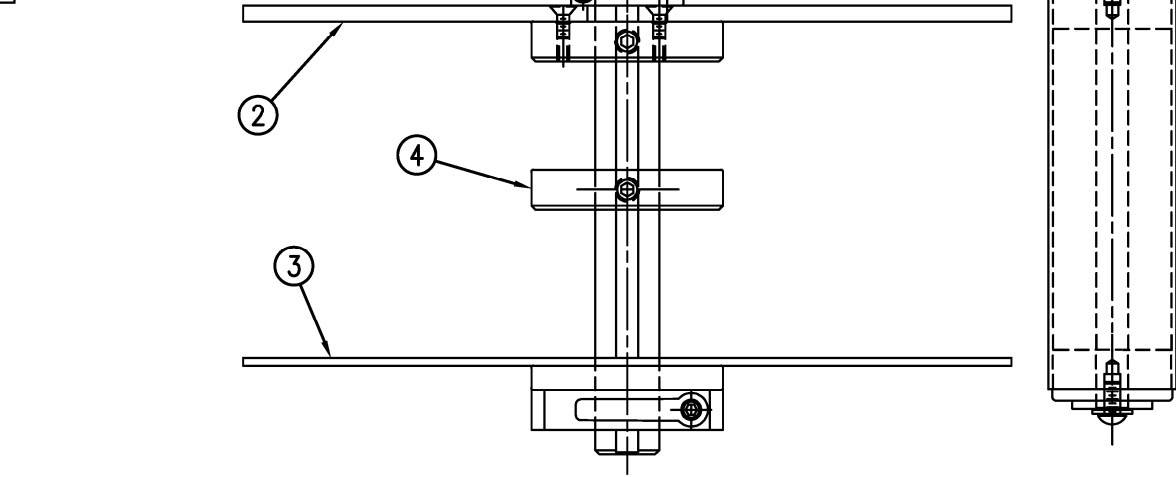
5" WIDE -0121R

7.5" WIDE -2121R

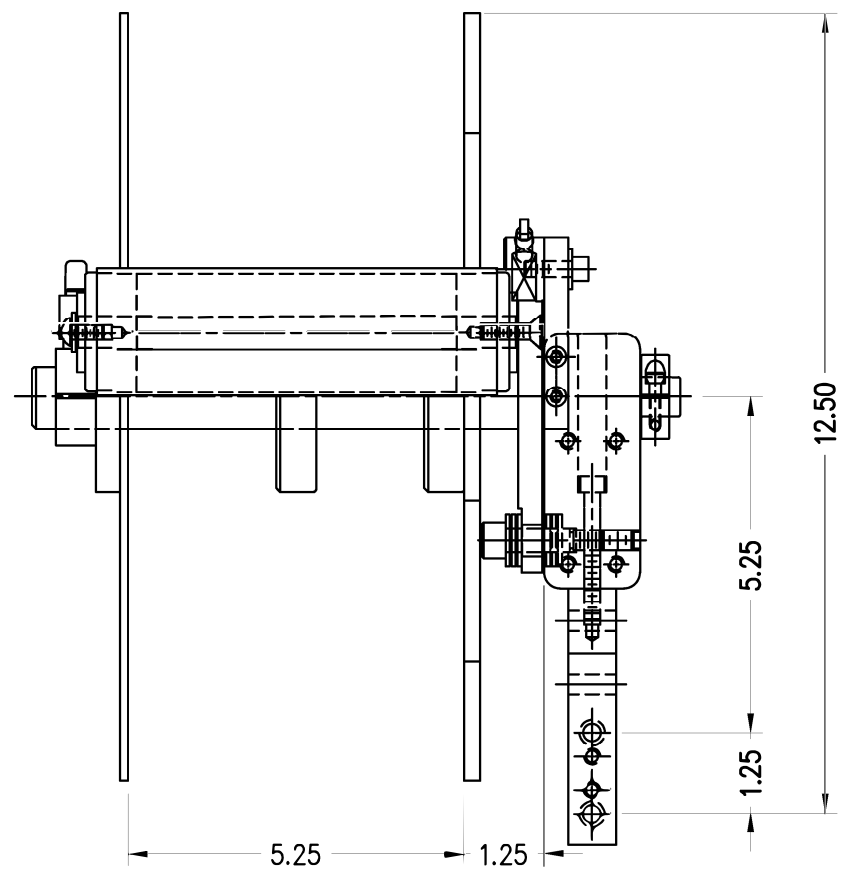
5" WIDE (REELS UP) -0121AR

7.5" WIDE (REELS UP) -2121AR

LOCK COLLAR LOCATION
 REELS UP ONLY



2" DIA. DANCER ROLLER



THIS DRAWING AND DESIGN IS THE PROPERTY OF CTM INTEGRATION INC. AND MAY NOT BE REPRODUCED IN WHOLE OR IN PART WITHOUT THE WRITTEN PERMISSION OF CTM INTEGRATION INC.
 TITLE: RH UNWIND ASSEMBLY with 12" DIA. UNWIND DISKS
 APPLICATOR SERIES: 360
 APPLICATOR WIDTH(S): 5"/7.5"
 REV. DATE: 01/16/20
 REV. BY: TDR
 SCALE: 1=3
 DATE: 06/02/98
 DRAWN BY: BOB S.
 DEPT. CODE: 70
 F:\Engineering\Standard Parts\Applcator\360 SERIES\360a\MOD\200-X121XR

REMOVED NOTE FOR PM-C01025 BUT SHOWED LOCATION

BILL OF MATERIAL

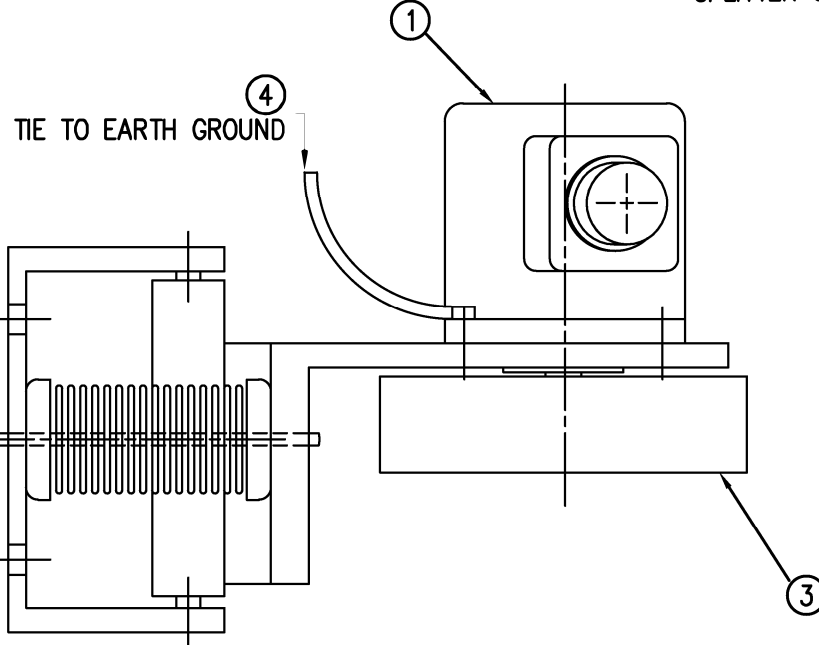
MOD-200-0467X-X

ITEM	QTY	CTM PART NUMBER	PART DESCRIPTION
①	1	ASS-200-0467A-X	90 Deg. ENCODER (2500 pulses/rev) with SINGLE CABLE
	1	ASS-200-0467B-X	90 Deg. ENCODER (2500 pulses/rev) with SPLITTER CABLE
②	1	PE-GE2001	ENCODER MOUNT
③	1	PE-MW1000	ENCODER WHEEL
④	1	ASS-200-0921	18 AWG GRN/YEL WIRE ASSY. 6FT

FOR 360 & 360A

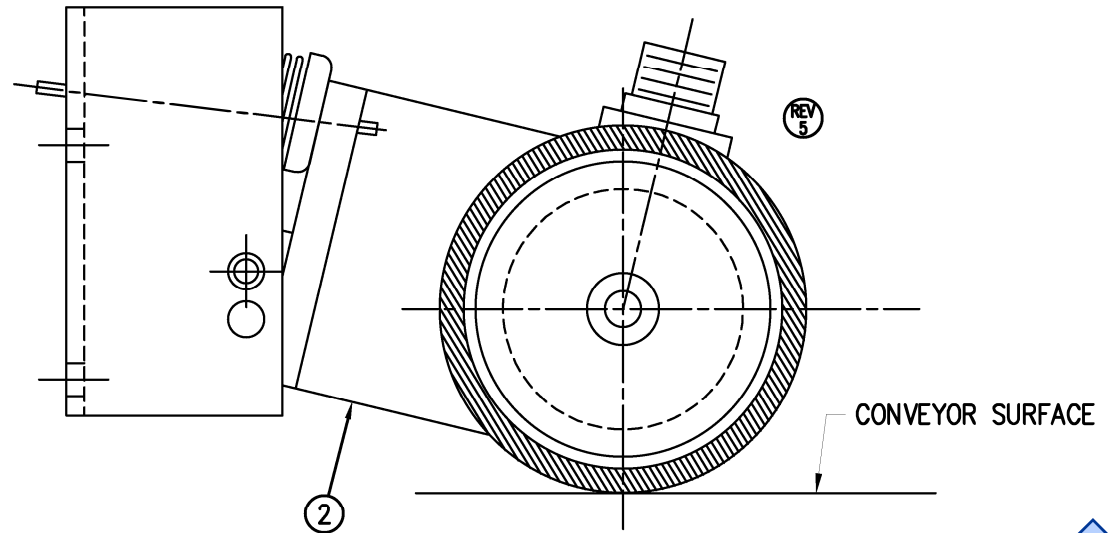
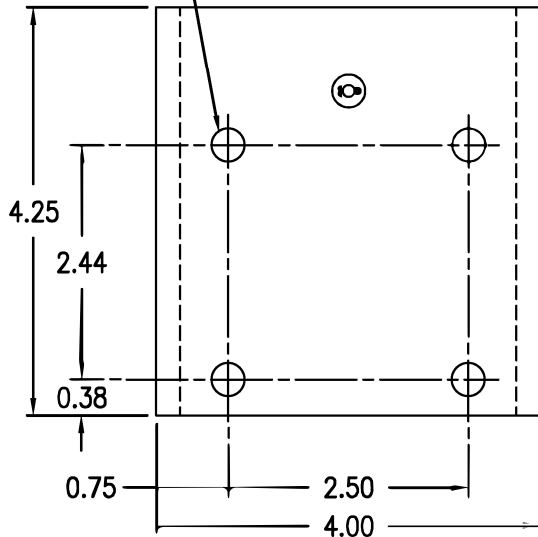
MOD-200-0467X-X

SINGLE CABLE	-0467A-	X
SPLITTER CABLE	-0467B-	X



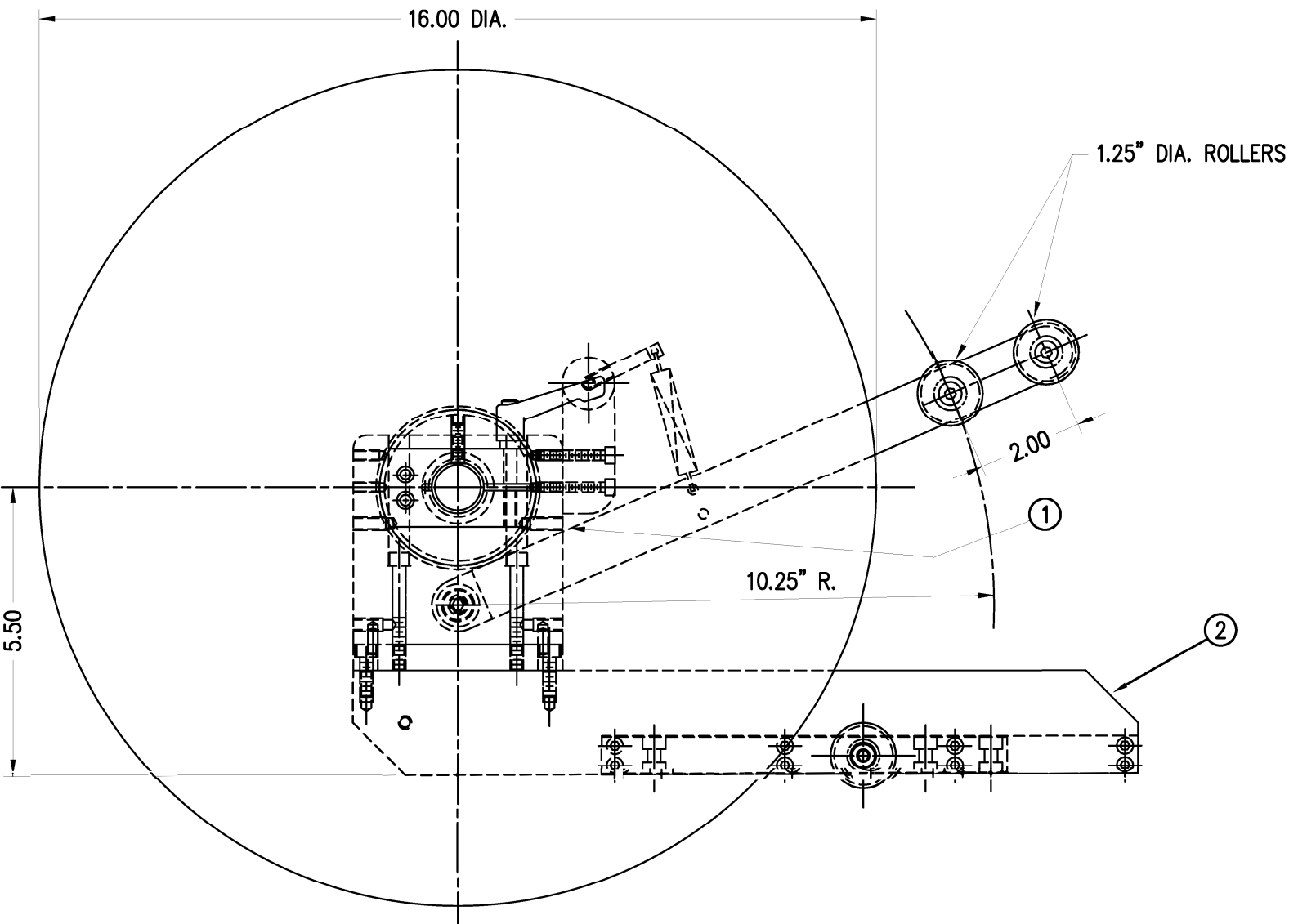
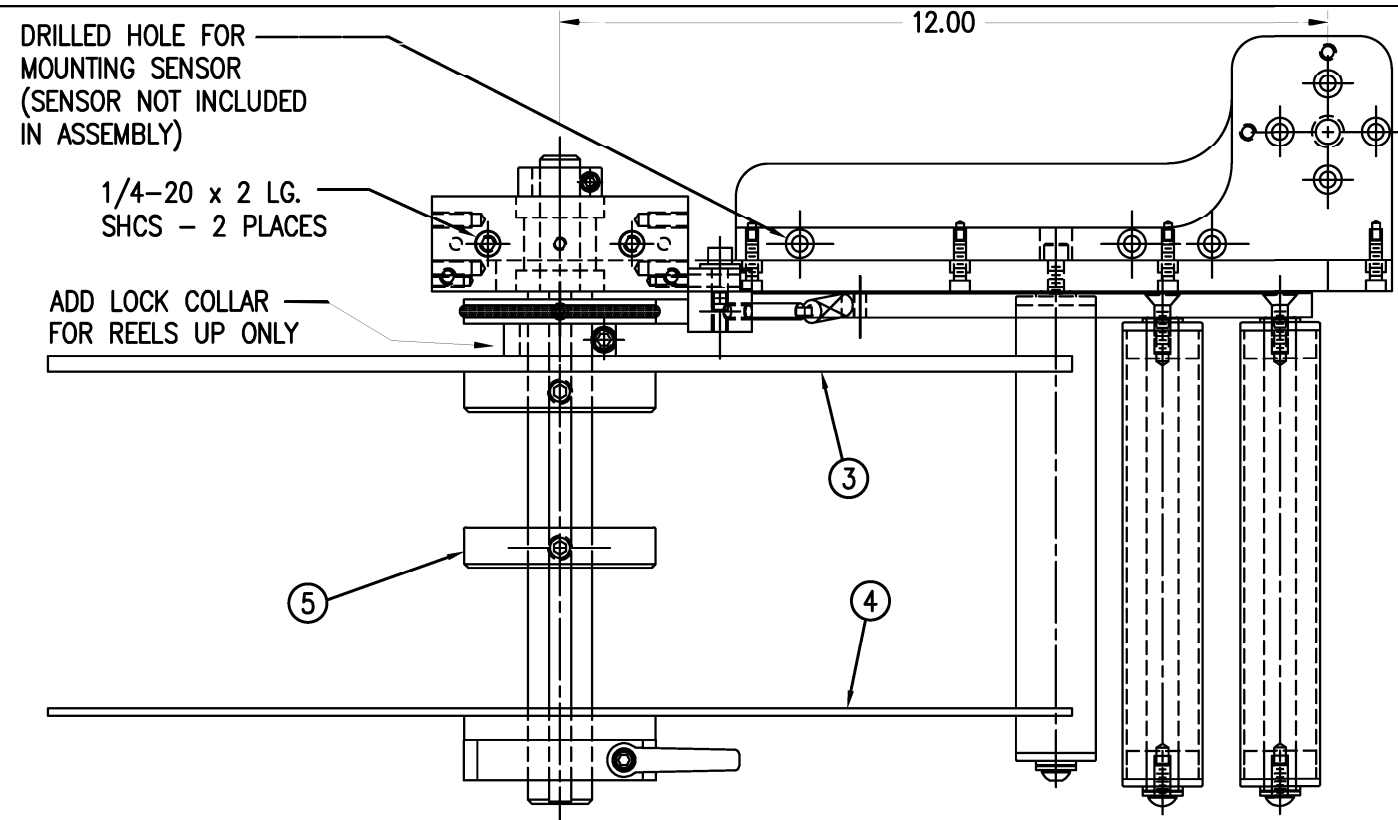
10 FT.	10
15 FT.	15
20 FT.	20
25 FT.	25

11/32 DIA. THRU HOLES
4 PLACES FOR MTG. SCREWS
(TO BE PROVIDED BY CUSTOMER)



THIS DRAWING AND DESIGN IS THE PROPERTY OF CTM INTEGRATION INC. AND MAY NOT BE REPRODUCED IN WHOLE OR IN PART WITHOUT THE WRITTEN PERMISSION OF CTM INTEGRATION INC.

APPLICATOR SERIES: 360	APPLICATOR WIDTH(S): 5"/7.5"/10"	GROUP: ELECTRICAL	TITLE: 90 DEGREE ENCODER w/MOUNTING & CABLE	Dept. Code 70
REV. 6	REV. DESCRIPTION CREATED GROUND WIRE ASSY.	REV. DATE 09/20/22	REV. BY: AAE	Scale: 1=2
		Date: 11/19/01	DRAWN BY: BOB S.	F:\Engineering\Standard Parts\Appliator\360 SERIES\ 360a\MOD\MOD-200-0467X-X

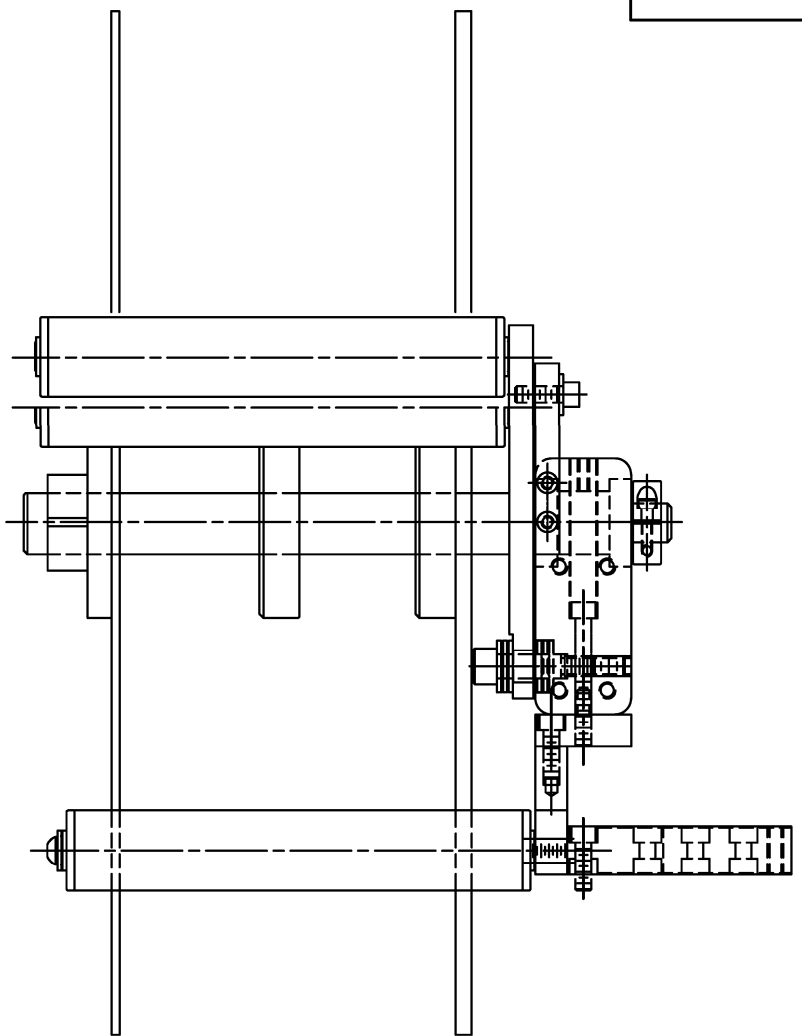


BILL OF MATERIAL			
MOD-200-3121XL-X			
ITEM	QTY	CTM PART NUMBER	PART DESCRIPTION
①	1	SAS-200-3121AL-X	16" UNWIND ASSY FOR 5/7.5 WIDE CORE UNIT
②	1	SAS-200-3121BL-X	16" UNWIND MTG ASSY FOR 5/7.5 WIDE CORE UNIT
③	1	ASS-200-3132	16" DIA. INSIDE UNWIND DISK - LEXAN
	1	ASS-200-3132A	16" DIA. INSIDE UNWIND DISK - ALUMINUM
④	1	ASS-200-3133	16" DIAMETER OUTSIDE UNWIND DISK
⑤	1	MP-200-0267CS	UNWIND CORE SUPPORT SPACER

MOD-200-3121XL-X	
5" WDE	-3121L-5
7.5" WDE	-3121L-7
5" WDE/REELS UP	-3121AL-5
7.5" WDE/REELS UP	-3121AL-7

NOTE: ADD PM-C01025 BEHIND THE INSIDE UNWIND DISK ON 5" WIDE & 7-1/2" WIDE APPLICATORS IN REELS-UP POSITION

REDESIGNED DANCER ARM MOUNTING ANYTHING SOLD BEFORE 11/01/04 WILL BE THE OLD STYLE. UNWIND BLOCK IN ASS-200-0134 & DANCER ARM MP-200-0202 ARE NEW DESIGNS AND THRUST BEARINGS REPLACE BRONZE WASHERS.



THIS DRAWING AND DESIGN IS THE PROPERTY OF CTM INTEGRATION INC. AND MAY NOT BE REPRODUCED IN WHOLE OR IN PART WITHOUT THE WRITTEN PERMISSION OF CTM INTEGRATION INC.
 Dept. Code 70
 F:\Engineering\Standard Parts\Appliator\360 SERIES\360a\MOD-200-3121L-X
 TITLE: 16" UNWIND MODULE - LH
 DRAWN BY: BOB S.
 Date: 03/22/99
 Scale: 1=3
 REV. BY: TDR
 REV. DATE: 07/18/18
 APPLICATOR SERIES: 360
 APPLICATOR WIDTH(S): 5"/7.5"
 GROUP: UNWIND ASSEMBLY
 REV. DESCRIPTION: 4 REMOVED PM-C01025 FROM BOM

BILL OF MATERIAL

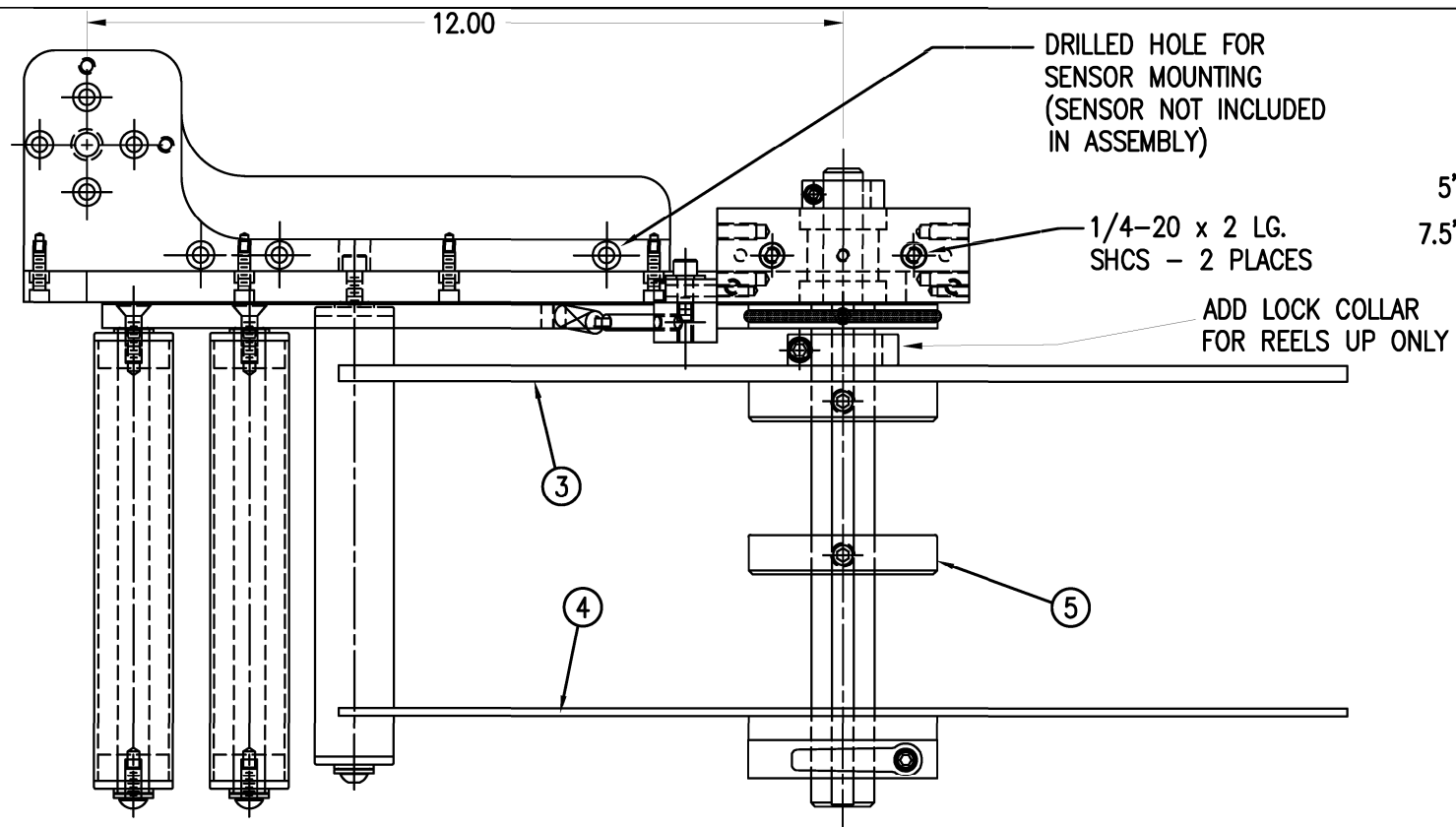
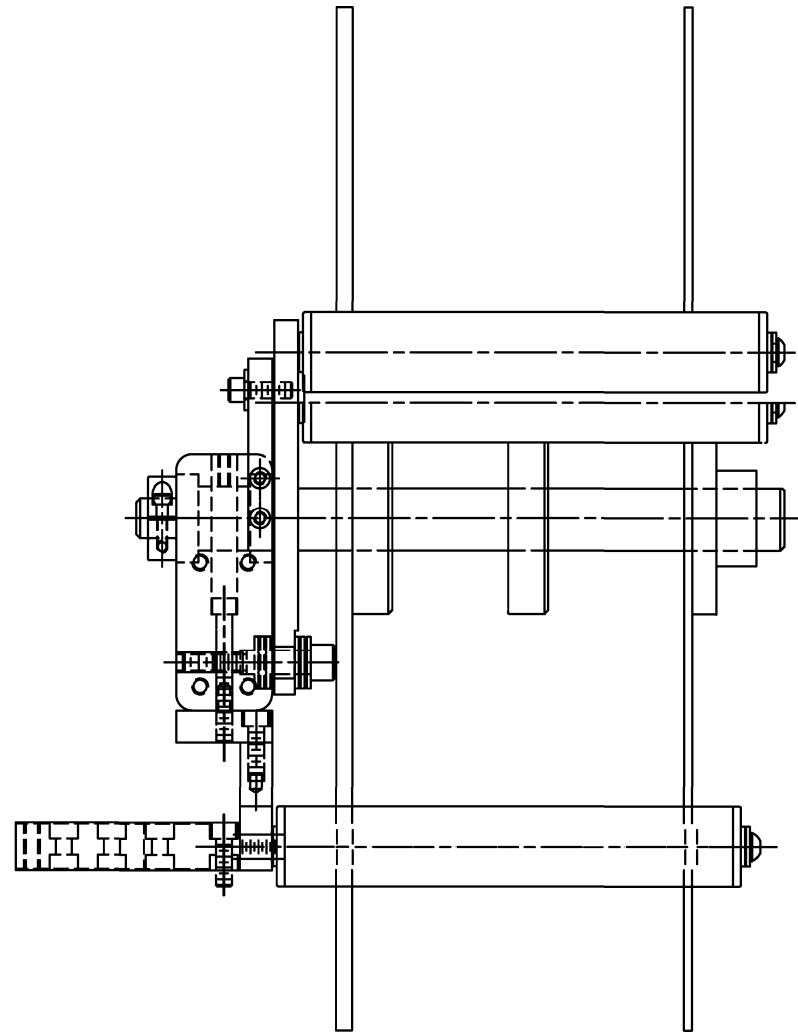
MOD-200-3121XR-X

ITEM	QTY	CTM PART NUMBER	PART DESCRIPTION
①	1	SAS-200-3121AR-X	16" UNWIND ASSY FOR 5" WIDE CORE UNIT
②	1	SAS-200-3121BR-X	16" UNWIND MOUNTING ASSY FOR 5" WIDE CORE UNIT
③	1	ASS-200-3132	16" DIA. INSIDE UNWIND DISK - LEXAN
	1	ASS-200-3132A	16" DIA. INSIDE UNWIND DISK - ALUMINUM
④	1	ASS-200-3133	16" DIAMETER OUTSIDE UNWIND DISK
⑤	1	MP-200-0267CS	UNWIND CORE SUPPORT SPACER

REELS UP

NOTE: ADD PM-C01025 BEHIND THE INSIDE UNWIND DISK ON 5" WIDE & 7-1/2" WIDE APPLICATORS IN REELS-UP POSITION

REDESIGNED DANCER ARM MOUNTING ANYTHING SOLD BEFORE 11/01/04 WILL BE THE OLD STYLE. UNWIND BLOCK IN ASS-200-0134 & DANCER ARM MP-200-0202 ARE NEW DESIGNS AND THRUST BEARINGS REPLACE BRONZE WASHERS.



MOD-200-3121XR-X

5" WIDE -3121R-5

7.5" WIDE -3121R-7

5" WIDE/REELS UP -3121AR-5

7.5" WIDE/REELS UP -3121AR-7

THIS DRAWING AND DESIGN IS THE PROPERTY OF CTM INTEGRATION, INC. AND MAY NOT BE REPRODUCED IN WHOLE OR IN PART WITHOUT THE WRITTEN PERMISSION OF CTM INTEGRATION, INC.

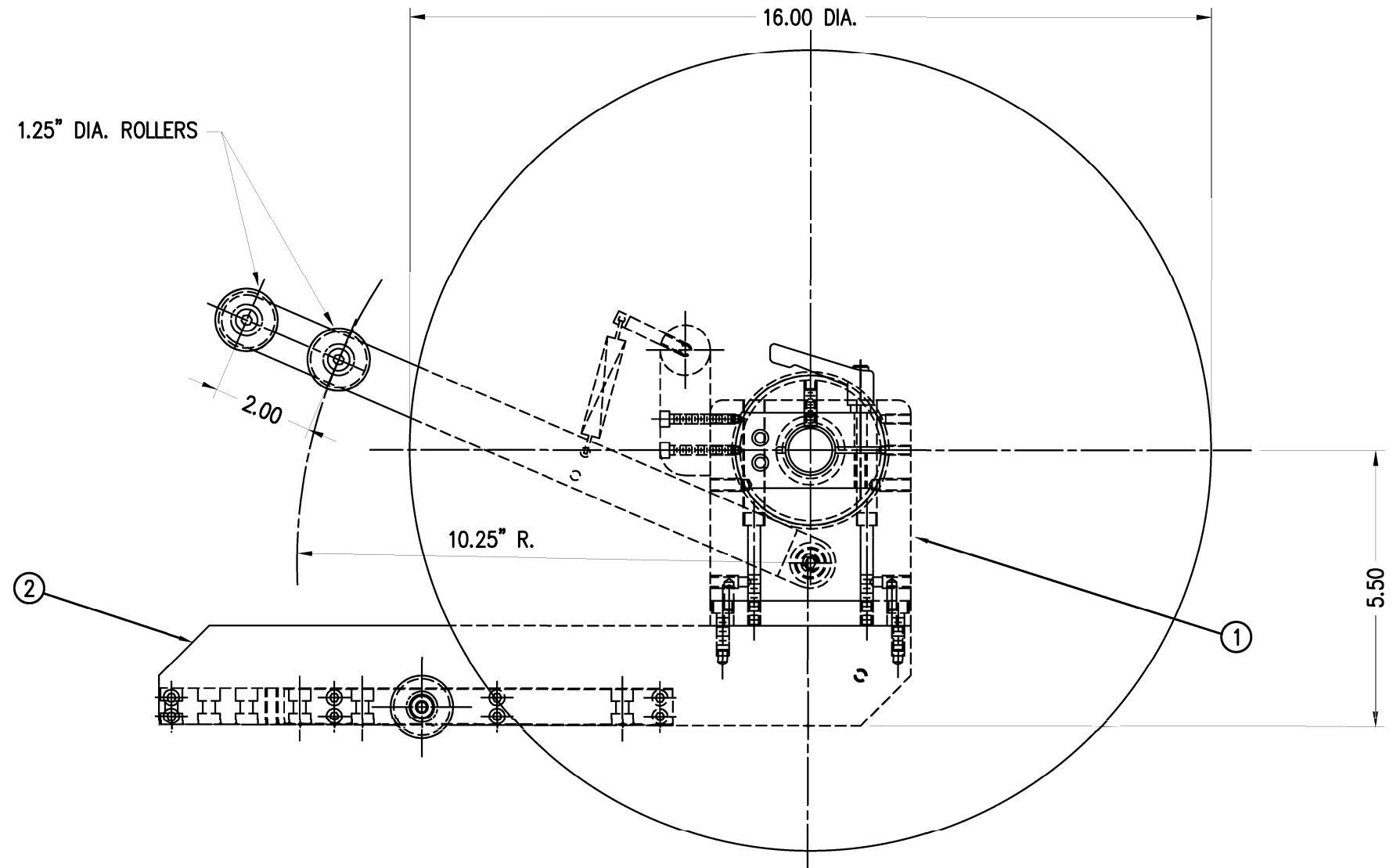
APPLICATOR SERIES: 360
 APPLICATOR WIDTH(S): 5"/7.5"
 GROUP: UNWIND ASSEMBLY

REV. DATE: 07/18/18
 REV. BY: TDR
 SCALE: 1=3

TITLE: 16" UNWIND MODULE - RH
 DRAWN BY: BOB S.
 DATE: 03/22/99

Dept. Code: 70
 F:\Engineering\Standard Parts\Appliator\360 SERIES\360a\MOD\MOD-200-3121XR-X

REV. DESCRIPTION: 4 REMOVED PM-C01025 FROM BOM



BILL OF MATERIAL

MOD-200-3156R/L-X

ITEM	QTY	CTM PART NUMBER	PART DESCRIPTION
①	1	ASS-200-X155R/L	5/7.5" WIDE PWR'D REWIND, R/L. STD REWIND
②	1	MP-200-3305	SPLICE PLATE
③	1	ASS-200-3169R/L-X	20" UNWIND w/Pwr. REWIND, RH/LH, 5/7.5"
	32	PM-FASH429075	SHCS, #10-32 UNF x 5/8" LG.

NOTE: FOR REELS-UP ORIENTATION, REPLACE UNWIND DISC ASS-200-3160 WITH ASS-200-3160A & ADD LOCK COLLAR PM-C01025. REPLACE REWIND ASS-200-3162 WITH ASS-200-3162A

NOTE: POWERED REWIND REQUIRES A HI/LO PRESSURE REGULATOR
 ADD EITHER ASS-200-3106 (FOR APPLICATORS WITH VALVE BANKS)
 OR ASS-200-3107 (FOR APPLICATORS WITH OUT VALVE BANKS)
 TO THE CTM BOM ALONG WITH MOD-200X-3156R/L-X

RH & LH ASSEMBLIES AVAILABLE
 -RH ASSEMBLY SHOWN-
 5.00" & 7.50" ASSEMBLIES AVAILABLE
 -5.00" ASSEMBLY SHOWN-

5" WIDE, L.H.	-3156L-5
7.5" WIDE, L.H.	-3156L-7
5" WIDE, R.H.	-3156R-5
7.5" WIDE, R.H.	-3156R-7

MOD-200-3156R/L-X

THIS DRAWING AND DESIGN IS THE PROPERTY OF CTM INTEGRATION INC. AND MAY NOT BE REPRODUCED IN WHOLE OR IN PART WITHOUT THE WRITTEN PERMISSION OF CTM INTEGRATION INC.

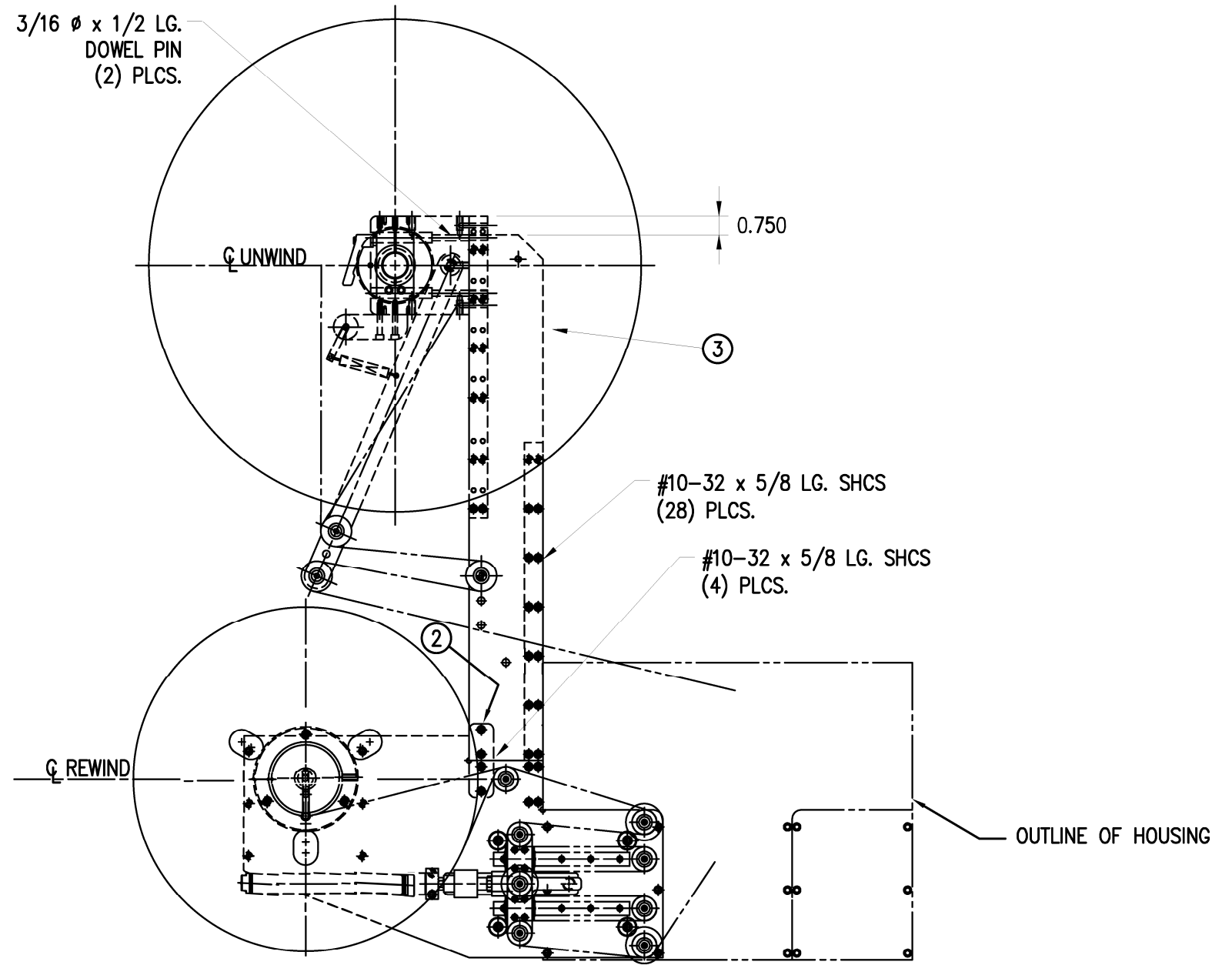
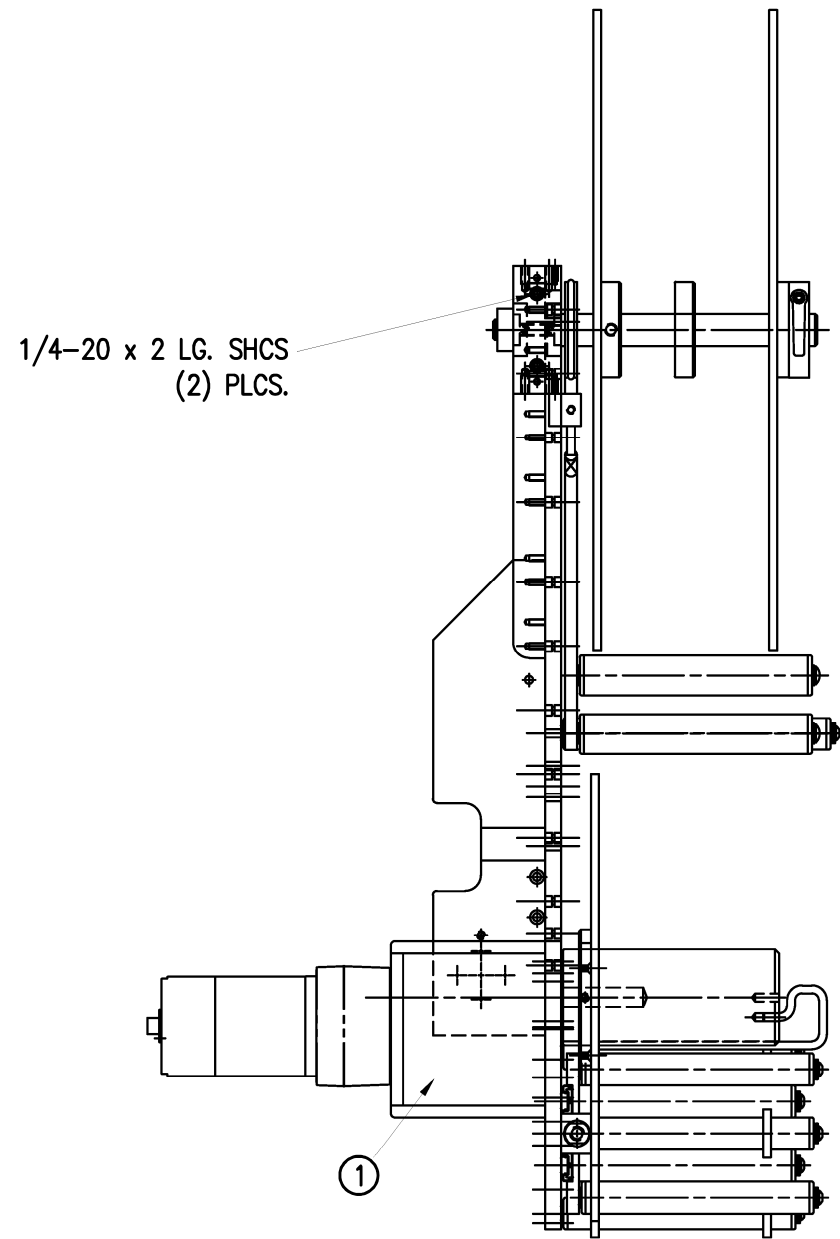
APPLICATOR SERIES: 360
 5 UPDATED LAYOUT WITH NEW COMBO PARTS FOR 16/20

REV. DATE: 01/31/20
 REV. BY: TDR
 SCALE: 1=6

TITLE: 20" NON-POWERED UNWIND w/ 14" POWERED REWIND

Dept. Code: 70

F:\Engineering\Standard Parts\Applcator\360 SERIES\ PWRD RW\MOD\MOD-200-3156RL-X



BILL OF MATERIAL

MOD-200-3157R/L-X

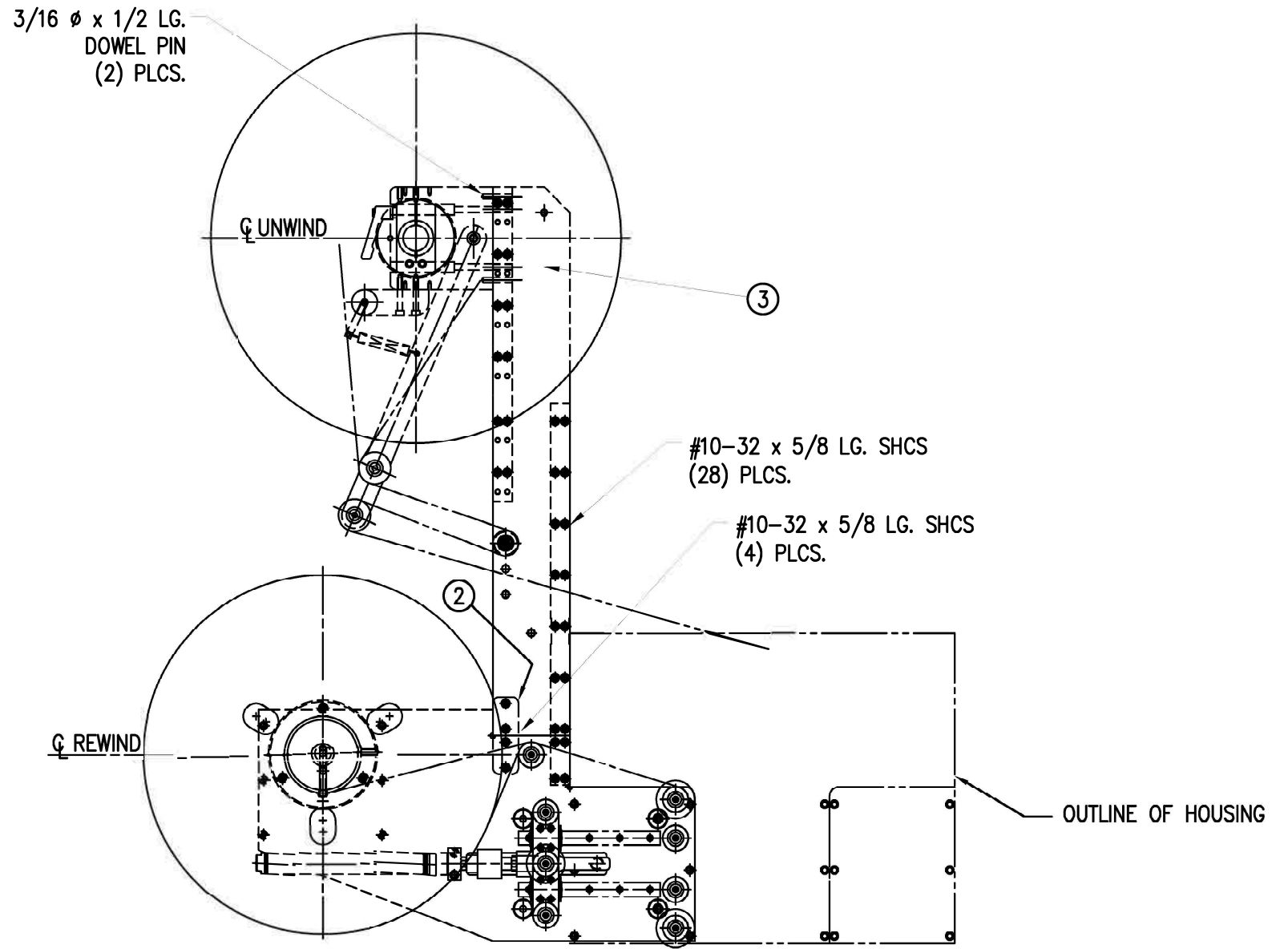
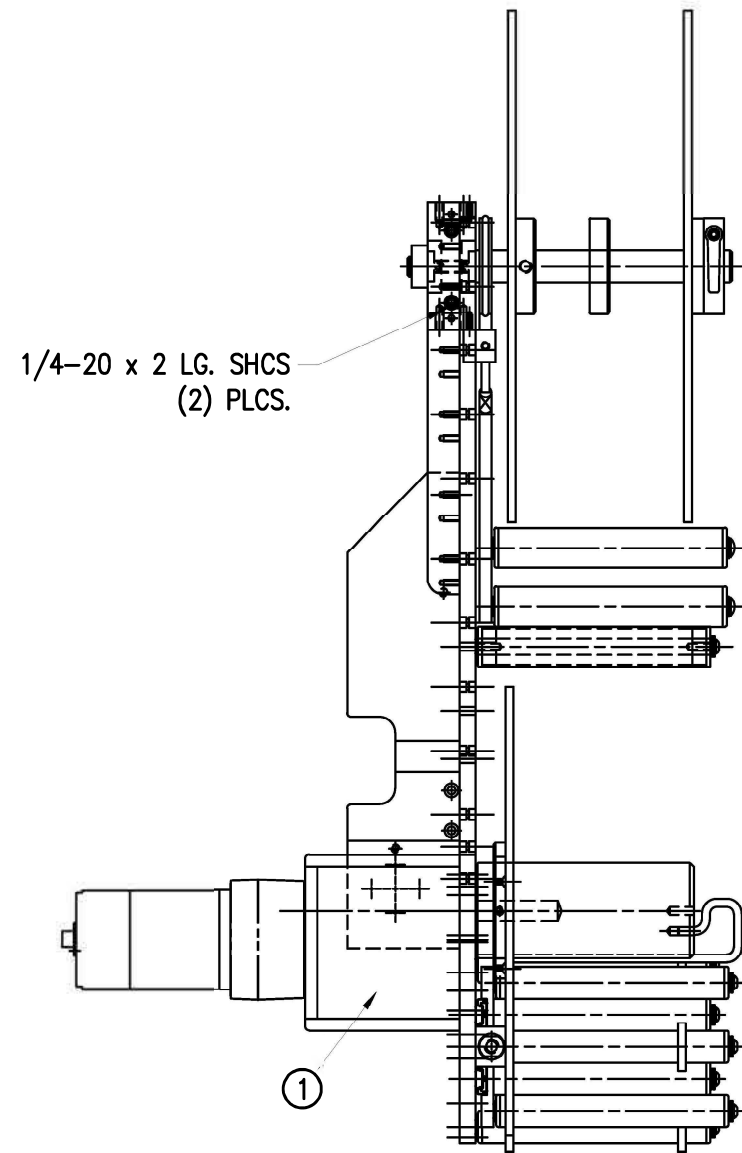
ITEM	QTY	CTM PART NUMBER	PART DESCRIPTION
①	1	ASS-200-X155R/L	5/7.5" WIDE PWR'D REWIND, R/L. STD REWIND
②	1	MP-200-3305	SPLICE PLATE
③	1	ASS-200-3170R/L-X	16" UNWIND w/Pwr. REWIND, RH/LH, 5/7.5"
	32	PM-FASH429075	SHCS, #10-32 UNF x 5/8" LG.

NOTE: FOR REELS-UP ORIENTATION, REPLACE UNWIND DISC ASS-200-3132 WITH ASS-200-3132A & ADD LOCK COLLAR PM-C01025. REPLACE REWIND ASS-200-3162 WITH ASS-200-3162A

NOTE: POWERED REWIND REQUIRES A HI/LO PRESSURE REGULATOR
 ADD EITHER ASS-200-3106 (FOR APPLICATORS WITH VALVE BANKS)
 OR ASS-200-3107 (FOR APPLICATORS WITH OUT VALVE BANKS)
 TO THE CTM BOM ALONG WITH MOD-200-3157R/L-XX

RH & LH ASSEMBLIES AVAILABLE
 -RH ASSEMBLY SHOWN-
 5.00" & 7.50" ASSEMBLIES AVAILABLE
 -5.00" ASSEMBLY SHOWN-

5" WIDE, L.H.	-3157L-5
7.5" WIDE, L.H.	-3157L-7
5" WIDE, R.H.	-3157R-5
7.5" WIDE, R.H.	-3157R-7



THIS DRAWING AND DESIGN IS THE PROPERTY OF CTM INTEGRATION INC. AND MAY NOT BE REPRODUCED IN WHOLE OR IN PART WITHOUT THE WRITTEN PERMISSION OF CTM INTEGRATION INC.
 TITLE: 16" NON-POWERED UNWIND w/ 14" POWERED REWIND
 DRAWN BY: Jeffery Mendenhall
 Date: 02/26/08
 Scale: 1=6
 REV. BY: TDR
 REV. DATE: 01/31/20
 Dept. Code: 70
 F:\Engineering\Standard Parts\Applicator\360 SERIES\ PWRD RW\MOD\MOD-200-3157R-L-X
 APPLICATOR SERIES: 360
 APPLICATOR WIDTH(S): 5"/7.5"
 GROUP: POWERED REWIND
 REV. DESCRIPTION: 4 UPDATED LAYOUT WITH NEW COMBO PARTS FOR 16/20

BILL OF MATERIAL

MOD-200-3158R/L-X

ITEM	QTY	CTM PART NUMBER	PART DESCRIPTION
①	1	ASS-200-X158R/L	5/7.5 WIDE, PWR'D REWIND, R/L, COLLAPSIBLE REWIND
②	1	MP-200-3305	SPLICE PLATE
③	1	ASS-200-3170R/L-X	16" UNWIND w/Pwr. REWIND, RH/LH, 5/7.5"
	32	PM-FASH429075	SHCS, #10-32 UNF x 5/8" LG.

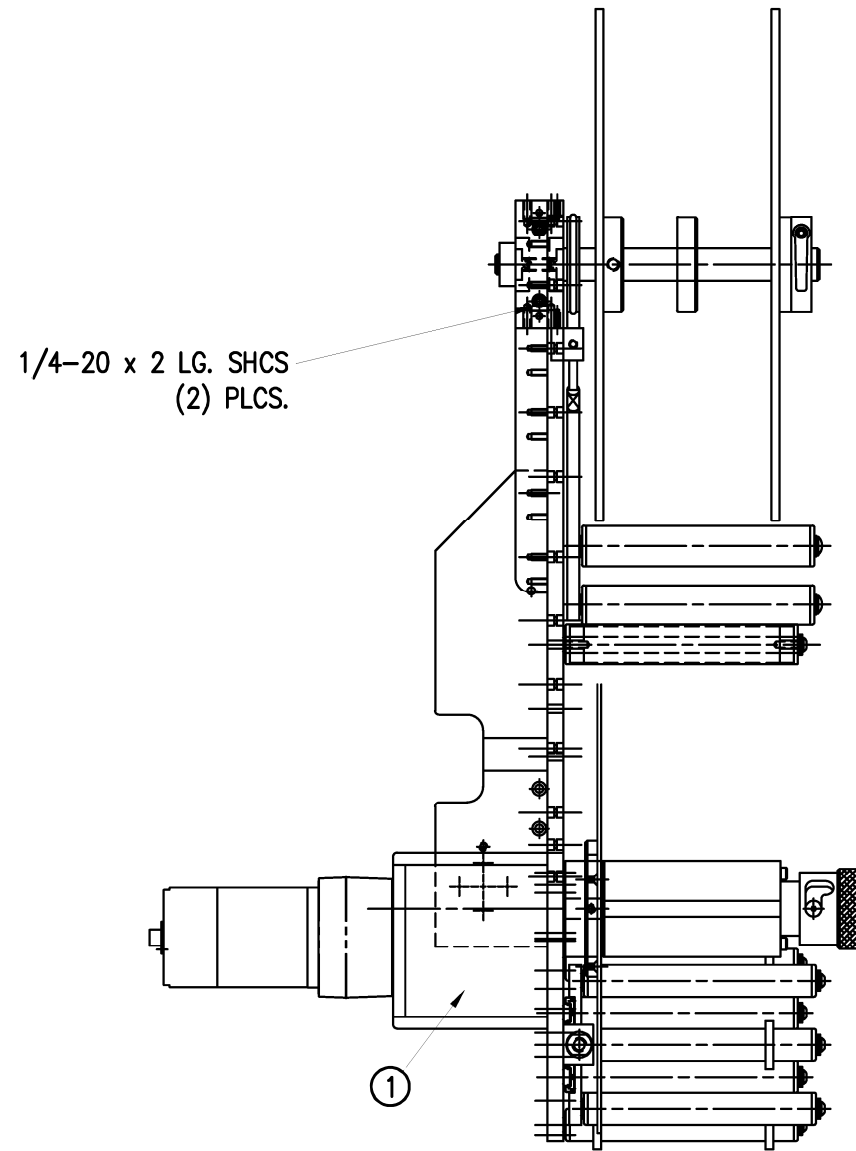
NOTE: FOR REELS-UP ORIENTATION, REPLACE UNWIND DISC ASS-200-3132 WITH ASS-200-3132A & ADD LOCK COLLAR PM-CO1025. REPLACE REWIND ASS-200-3162C WITH ASS-200-3162CA

NOTE: POWERED REWIND REQUIRES A HI/LO PRESSURE REGULATOR
 ADD EITHER ASS-200-3106 (FOR APPLICATORS WITH VALVE BANKS)
 OR ASS-200-3107 (FOR APPLICATORS WITH OUT VALVE BANKS)
 TO THE CTM BOM ALONG WITH MOD-200-3158R/L-XX

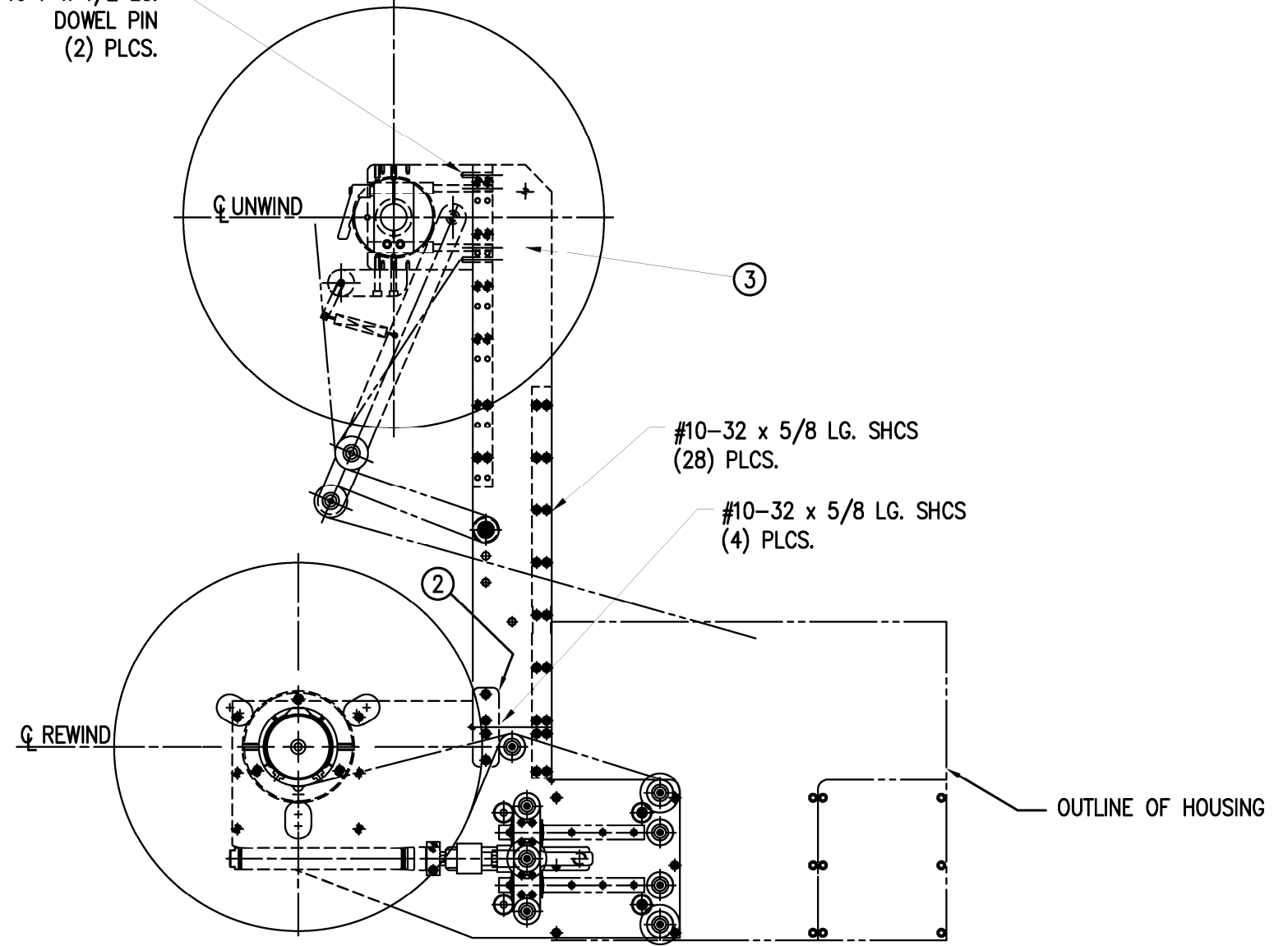
RH & LH ASSEMBLIES AVAILABLE
 -RH ASSEMBLY SHOWN-
 5.00" & 7.50" ASSEMBLIES AVAILABLE
 -5.00" ASSEMBLY SHOWN-

5" WIDE, L.H.	-3158L-5
7.5" WIDE, L.H.	-3158L-7
5" WIDE, R.H.	-3158R-5
7.5" WIDE, R.H.	-3158R-7

MOD-200-3158R/L-X



3/16 ø x 1/2 LG. DOWEL PIN (2) PLCS.



THIS DRAWING AND DESIGN IS THE PROPERTY OF CTM INTEGRATION INC. AND MAY NOT BE REPRODUCED IN WHOLE OR IN PART WITHOUT THE WRITTEN PERMISSION OF CTM INTEGRATION INC.
 APPLICATOR SERIES: 360
 APPLICATOR WIDTH(S): 5" / 7.5"
 REV. DESCRIPTION: 4 UPDATED LAYOUT WITH NEW COMBO PARTS FOR 16/20
 REV. DATE: 01/31/20
 REV. BY: TDR
 SCALE: 1=6
 DATE: 02/26/08
 DRAWN BY: Jeffery Mendenhall
 TITLE: 16" NON-POWERED UNWIND w/ 14" COLLAPSIBLE POWERED REWIND
 PART CODE: 70
 F:\Engineering\Standard Parts\Applcator\360 SERIES\ PWRD RW\MOD-200-3158RL-X

BILL OF MATERIAL

MOD-200-3159R/L-X

ITEM	QTY	CTM PART NUMBER	PART DESCRIPTION
①	1	ASS-200-X158R/L	5/7.5 WIDE, PWR'D REWIND, R/L, COLLAPSIBLE REWIND
②	1	MP-200-3305	SPLICE PLATE
③	1	ASS-200-3169R/L-X	20" UNWIND w/Pwr. REWIND, RH/LH, 5/7.5"
	32	PM-FASH429075	SHCS, #10-32 UNF x 5/8" LG.

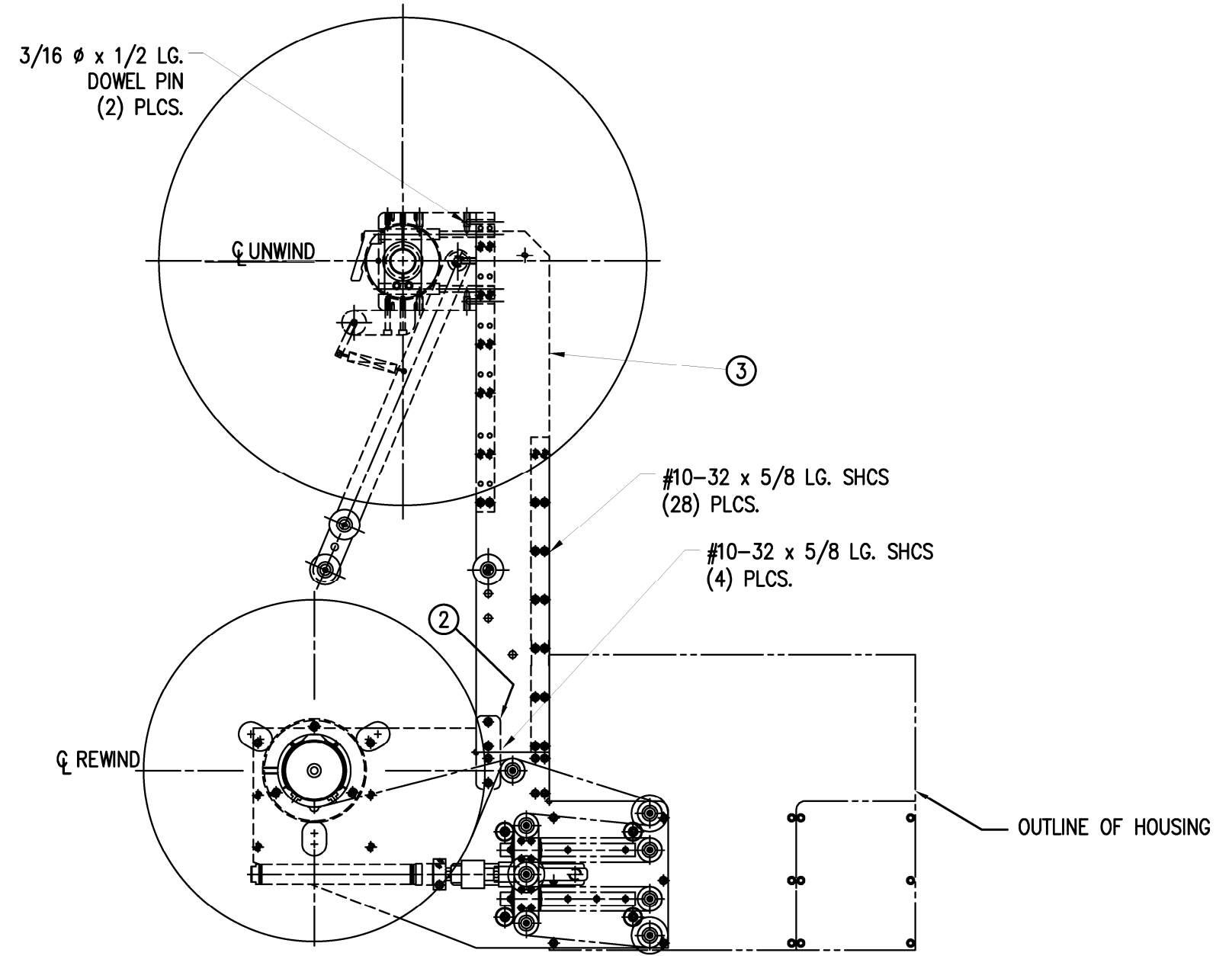
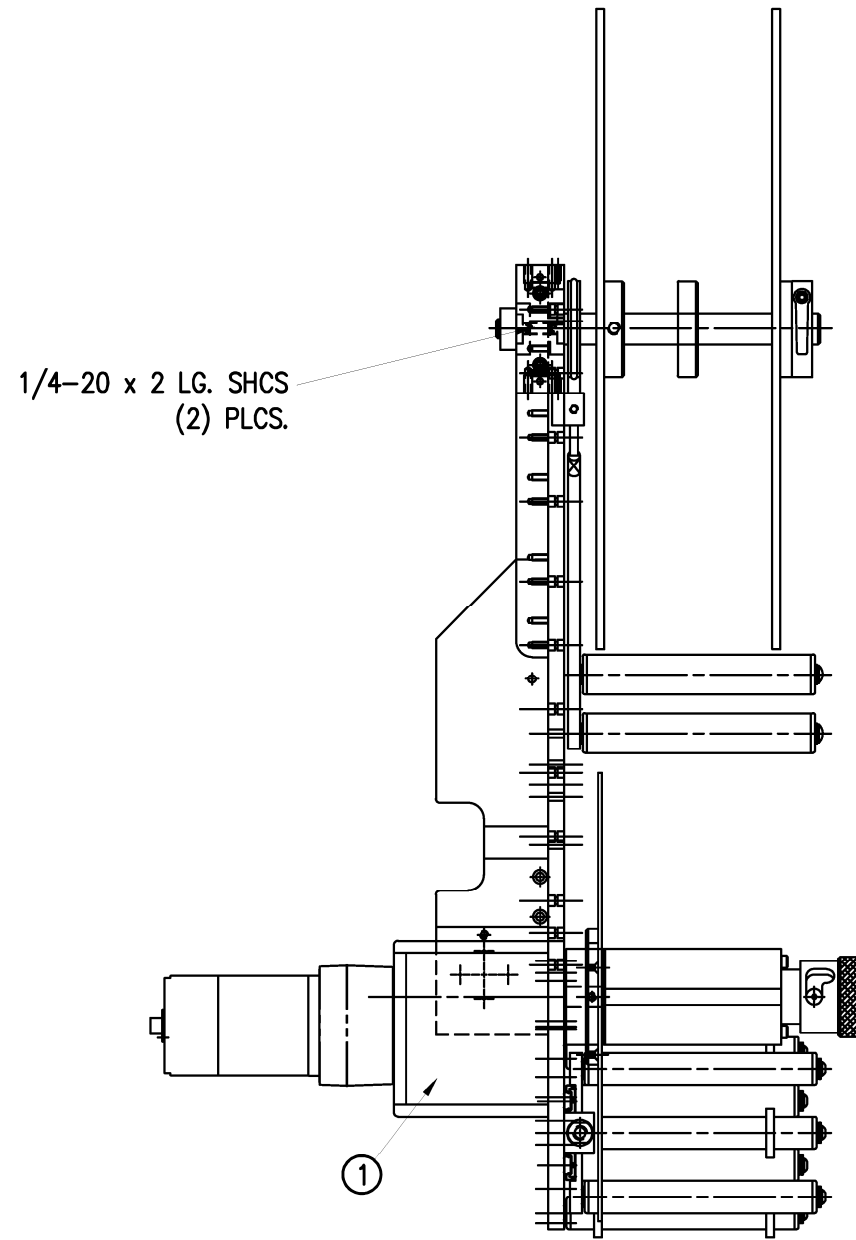
NOTE: FOR REELS-UP ORIENTATION, REPLACE UNWIND DISC ASS-200-3160 WITH ASS-200-3160A & ADD LOCK COLLAR PM-C01025. REPLACE REWIND ASS-200-3162C WITH ASS-200-3162CA

NOTE: POWERED REWIND REQUIRES A HI/LO PRESSURE REGULATOR
 ADD EITHER ASS-200-3106 (FOR APPLICATORS WITH VALVE BANKS)
 OR ASS-200-3107 (FOR APPLICATORS WITH OUT VALVE BANKS)
 TO THE CTM BOM ALONG WITH MOD-200X-3156R/L-X

RH & LH ASSEMBLIES AVAILABLE
 -RH ASSEMBLY SHOWN-
 5.00" & 7.50" ASSEMBLIES AVAILABLE
 -5.00" ASSEMBLY SHOWN-

5" WIDE, L.H.	-3159L-5
7.5" WIDE, L.H.	-3159L-7
5" WIDE, R.H.	-3159R-5
7.5" WIDE, R.H.	-3159R-7

MOD-200-3159R/L-X



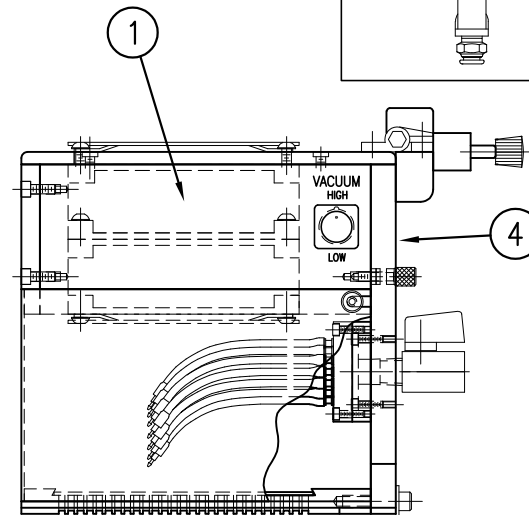
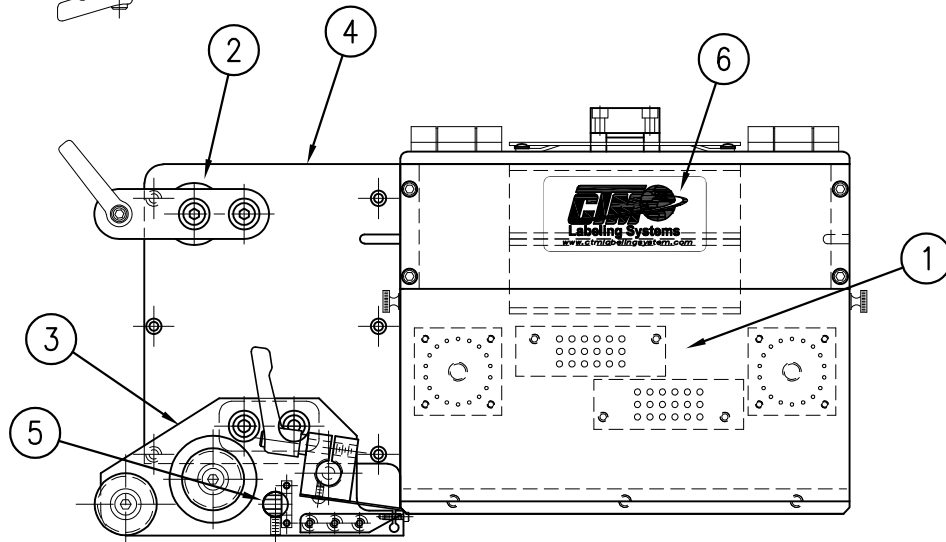
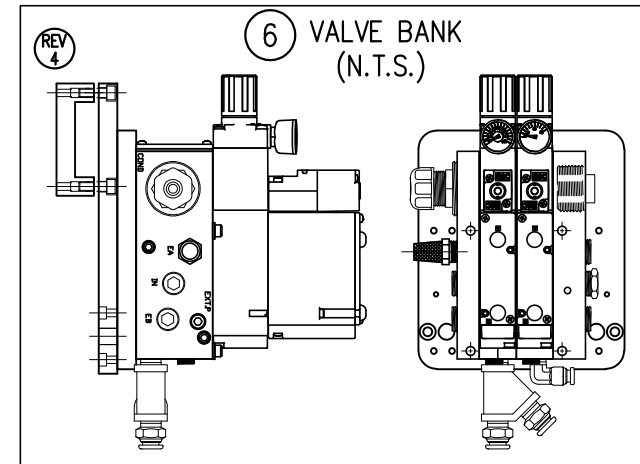
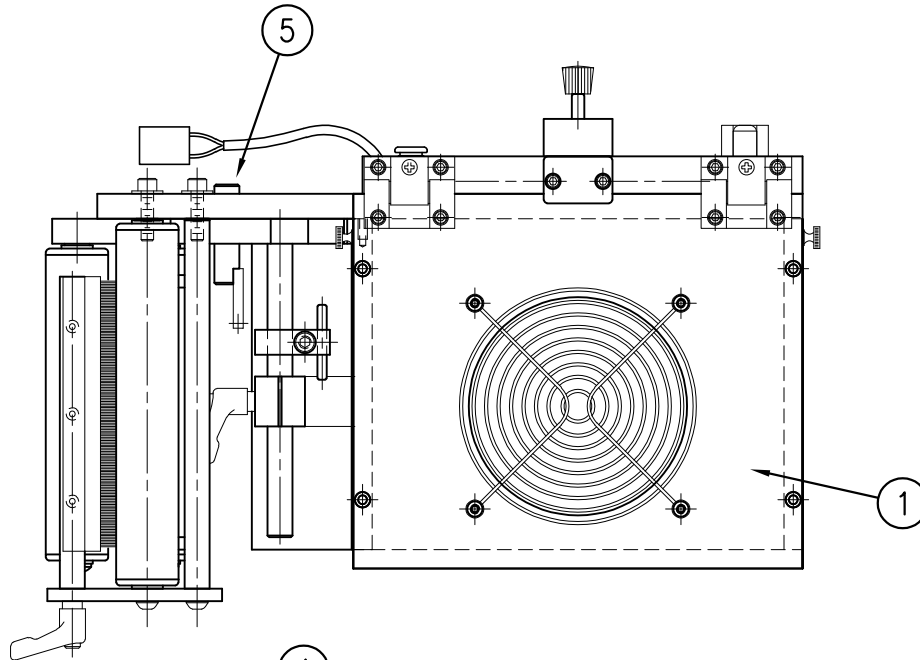
THIS DRAWING AND DESIGN IS THE PROPERTY OF CTM INTEGRATION INC. AND MAY NOT BE REPRODUCED IN WHOLE OR IN PART WITHOUT THE WRITTEN PERMISSION OF CTM INTEGRATION INC.
 APPLICATOR SERIES: 360
 APPLICATOR WIDTH(S): 5"/7.5"
 REV. DESCRIPTION: 4 UPDATED LAYOUT WITH NEW COMBO PARTS FOR 16/20
 REV. DATE: 01/31/20
 REV. BY: TDR
 SCALE: 1=6
 DATE: 02/29/08
 DRAWN BY: Jeffery Mendenhall
 TITLE: 20" NON-POWERED UNWIND w/ 14" COLLAPSIBLE POWERED REWIND
 Code: 70
 F:\Engineering\Standard Parts\Applcator\360 SERIES\ PWRD RW\MOD\MOD-200-3159RL-X

RH & LH ASSEMBLIES AVAILABLE
 - RH ASSEMBLY SHOWN -

BILL OF MATERIAL			
MOD-211-0101ER/L			
ITEM	QTY	CTM PART NUMBER	PART DESCRIPTION
	1	ASS-211-0101ER/L	AIR BLOW BOX w/TRANSITION PLATE
⑥	1	ASS-211-0106EM	VACUUM BOX VALVE BANK

MOD-211-0101ER/L
 ASS-211-0101ER/L

BILL OF MATERIAL			
ASS-211-0101ER/L			
ITEM	QTY	CTM PART NUMBER	PART DESCRIPTION
①	1	ASS-211-0104E-A	VACUUM BOX ASSEMBLY
②	1	ASS-200-0126	TENSION BRUSH ASSEMBLY
③	1	ASS-211-0102R/L	AIR BLOW PEEL EDGE ASSEMBLY
④	1	MP-211-0215E	AIR BLOW BOX TRANSITION PLATE
⑤	1	ASS-211-0108-2	STANDARD FIBER OPTIC SENSOR w/ 2" Lg. MOUNTING SHAFT
6		PM-FASH429075	SHCS, #10-32 x 5/8" Lg. SS



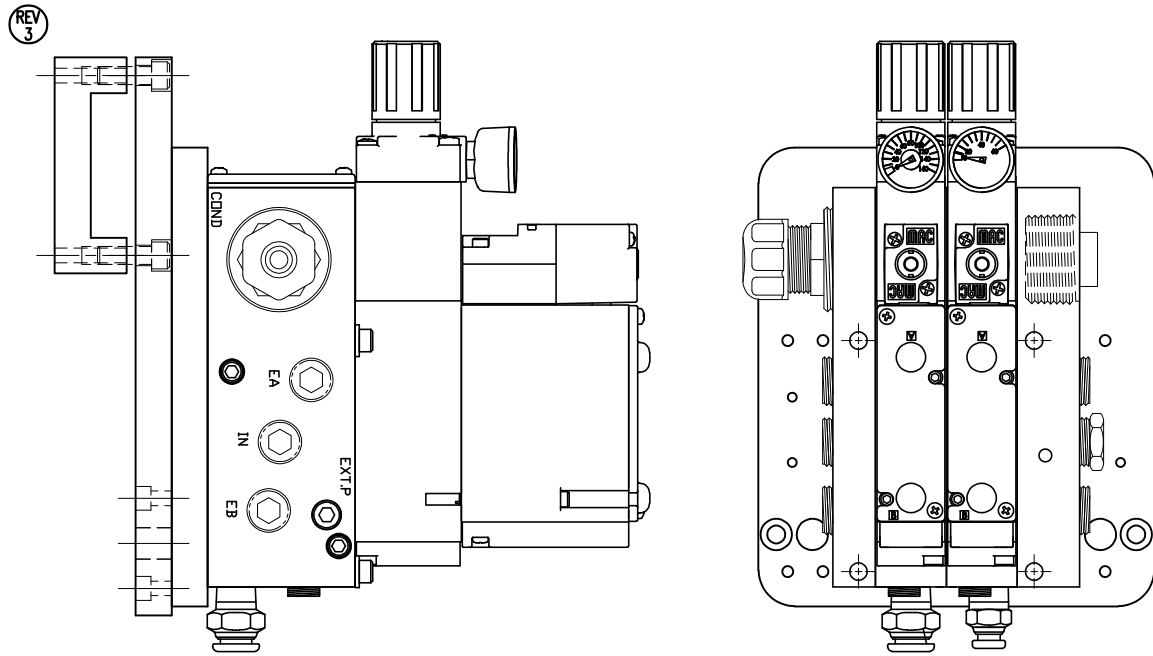
THIS DRAWING AND DESIGN IS THE PROPERTY OF CTM INTEGRATION INC. AND MAY NOT BE REPRODUCED IN WHOLE OR IN PART WITHOUT THE WRITTEN PERMISSION OF CTM INTEGRATION INC.

APPLICATOR SERIES: 360	APPLICATOR WIDTH(S): 5"/7.5"/10"	GROUP: AIR BLOW	TITLE: BLOW BOX ASSEMBLY w/TRANSITION PLATE	Dept. Code 70
REV. 4	REV. DESCRIPTION UPDATED VALVE BANK MOUNTING	REV. DATE 05/11/23	REV. BY: TDR	Scale: 1=4
			Date: 03/01/06	DRAWN BY: J. Greeneisen
				F:\Engineering\Standard Parts\Applicator\360 SERIES\ 360a\MOD\MOD-211-0101ER/L

BILL OF MATERIAL

MOD-211-0101R/L

ITEM	QTY	CTM PART NUMBER	PART DESCRIPTION
1	1	ASS-211-0101R/L	AIR BLOW BOX w/ TRANSITION PLATE
⑤	1	ASS-211-0106M	AIR BLOW VALVE BANK ASSEMBLY (MAC)



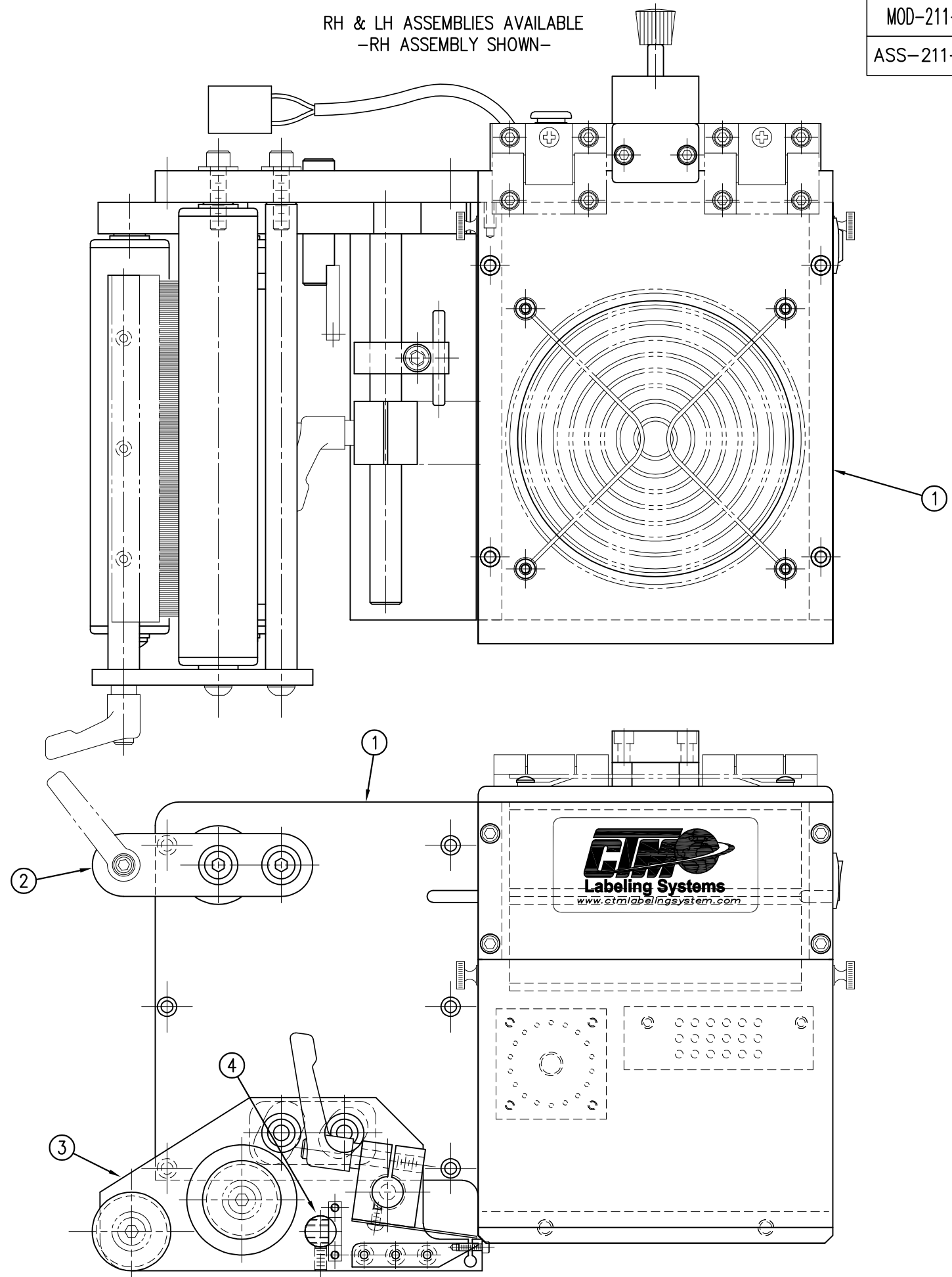
NOT TO SCALE

⑤ VALVE BANK ASSEMBLY

BILL OF MATERIAL

ASS-211-0101R/L

ITEM	QTY	CTM PART NUMBER	PART DESCRIPTION
①	1	SAS-211-0101R/L	5"W AIR BLOW ASS'Y w/ TRANSITION PLATE
②	1	ASS-200-0126	TENSION BRUSH ASSEMBLY
③	1	ASS-211-0102R/L	AIR BLOW PEEL EDGE ASSEMBLY
④	1	ASS-211-0108-2	FIBER OPTIC SENSOR w/2" Lg. MTG. SHAFT
6	6	PM-FASH429075	SHCS, #10-32 x 5/8" Lg. SS



MOD-211-0101R/L
ASS-211-0101R/L

THIS DRAWING AND DESIGN IS THE PROPERTY OF CTM INTEGRATION INC. AND MAY NOT BE REPRODUCED IN WHOLE OR IN PART WITHOUT THE WRITTEN PERMISSION OF CTM INTEGRATION INC.

APPLICATOR SERIES: 360
APPLICATOR WIDTH(S): 5"
REV. DESCRIPTION: 3 UPDATED VALVE BANK MOUNTING

REV. DATE: 05/11/23
REV. BY: TDR

Scale: 1=2
Date: 06/23/97

REV. BY: BOB S.
DRAWN BY: BOB S.

TITLE: 5" WIDE AIR BLOW BOX w/ TRANSITION PLATE
F:\Engineering\Standard Parts\Applcator\360 SERIES\360a\MOD-211-0101RL
Dept. Code: 70



BILL OF MATERIAL

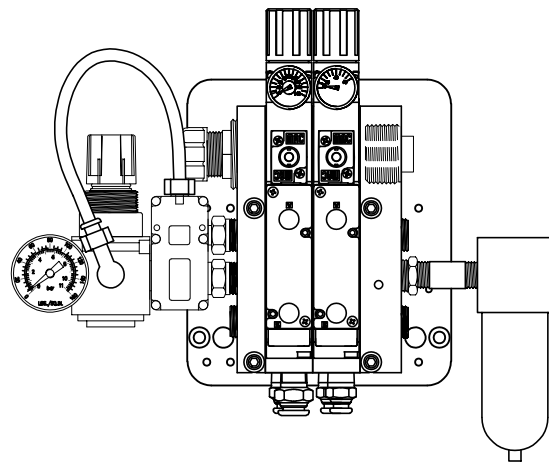
MOD-211-0111R/L

ITEM	QTY	CTM PART NUMBER	PART DESCRIPTION
1	1	ASS-211-0111	RVB w/ TRANSITION PLATE
⑤	1	ASS-211-0112M	RVB VALVE BANK ASSEMBLY (MAC)

NOTE:

PAD & MANIFOLD ARE JOB SPECIFIC. CUSTOMER TO ORDER SEPARATELY.
(FOR MANIFOLD BLANKS REFER TO DWG. #MP-211-0238-X)

MANIFOLD TEMPLATES AVAILABLE FOR 2", 3", 4" AND 5" WIDE LABELS.
OTHER SIZES ARE CUSTOM.



⑤ VALVE BANK ASSEMBLY
SCALE: 3"=1'-0"

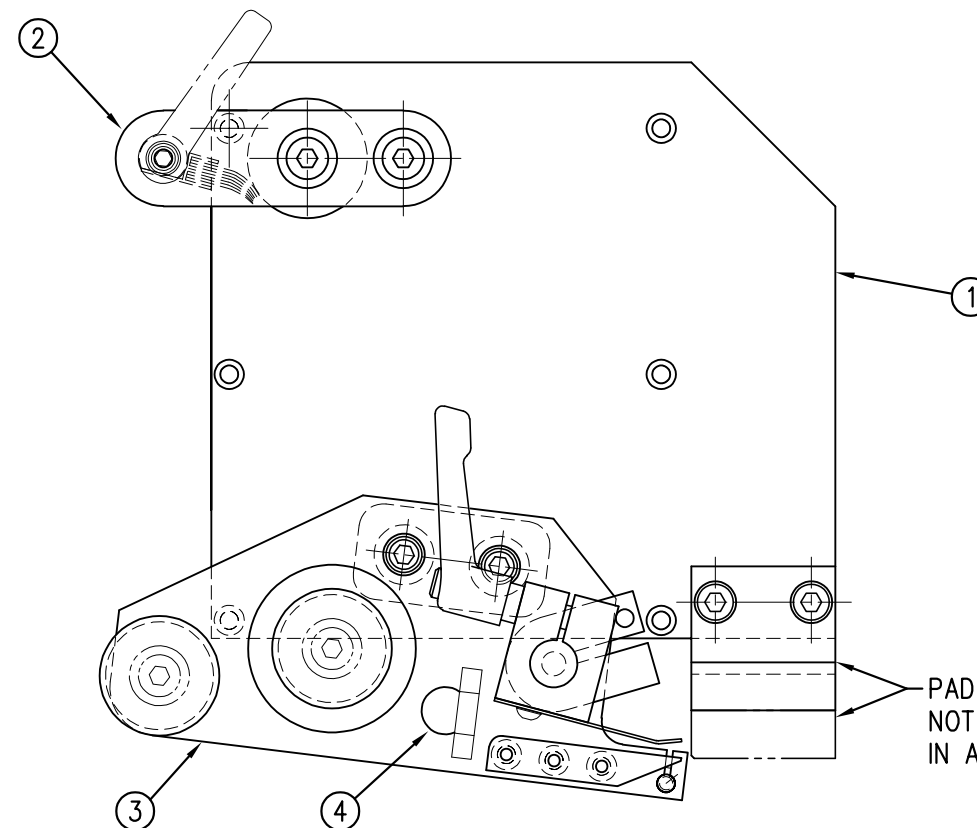
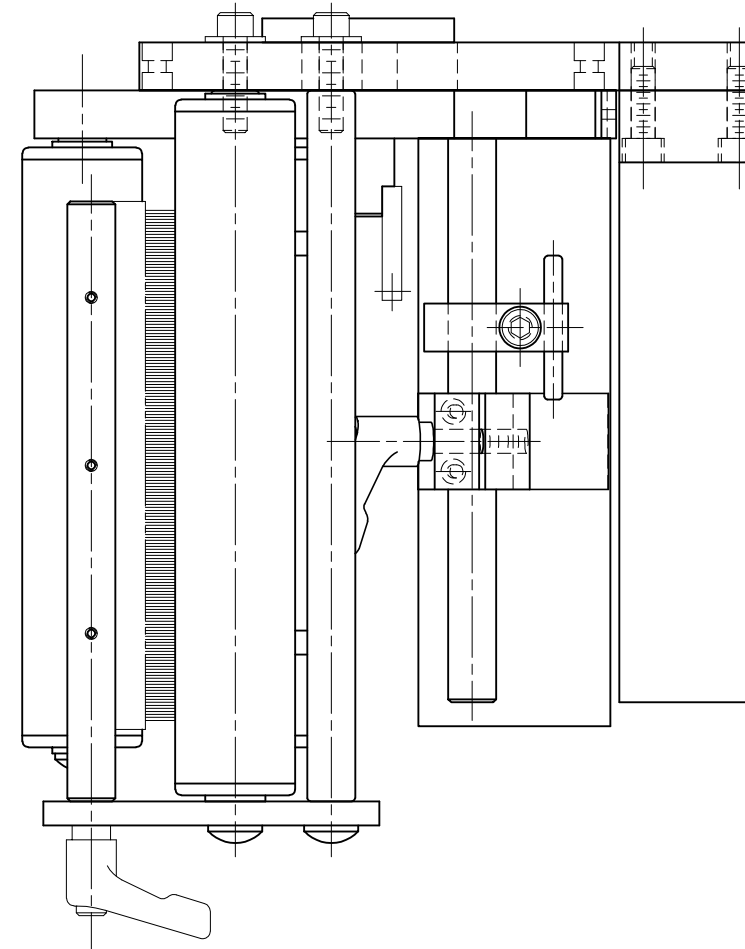
BILL OF MATERIAL

ASS-211-0111R/L

ITEM	QTY	CTM PART NUMBER	PART DESCRIPTION
①	1	MP-211-0235	RVB TRANSITION PLATE
②	1	ASS-200-0126	TENSION BRUSH ASSEMBLY
③	1	ASS-211-0102R/L	AIR BLOW PEEL EDGE
④	1	ASS-211-0108-2	FIBER OPTIC SENSOR w/2" MTG. SHAFT
6	6	PM-FASH429075	SHCS, #10-32 x 5/8" Lg. SS

RH & LH ASSEMBLIES AVAILABLE
-RH ASSEMBLY SHOWN-

MOD-211-0111R/L
ASS-211-0111R/L



PAD & MANIFOLD
NOT INCLUDED
IN ASSEMBLY.

THIS DRAWING AND DESIGN IS THE PROPERTY OF CTM INTEGRATION INC. AND MAY NOT BE REPRODUCED IN WHOLE OR IN PART WITHOUT THE WRITTEN PERMISSION OF CTM INTEGRATION INC.

TITLE: 5" WIDE RVB NOSE ASSEMBLY

REV. DATE
11/23/15

REV. BY: JLG

Scale: 1=2

Date: 09/01/99

Drawn By: BOB S.

Dept. Code 70

APPLICATOR SERIES: 360
GROUP: RVB
REV. DESCRIPTION: 1 REMOVED MP-211-0237 MNTG BLOCK FROM ASSEMBLY BOM
F:\Engineering\Standard Parts\Aplicator\360 SERIES\360a\MOD\MOD-211-0111RL

BILL OF MATERIAL

MOD-211-3101R/L-X

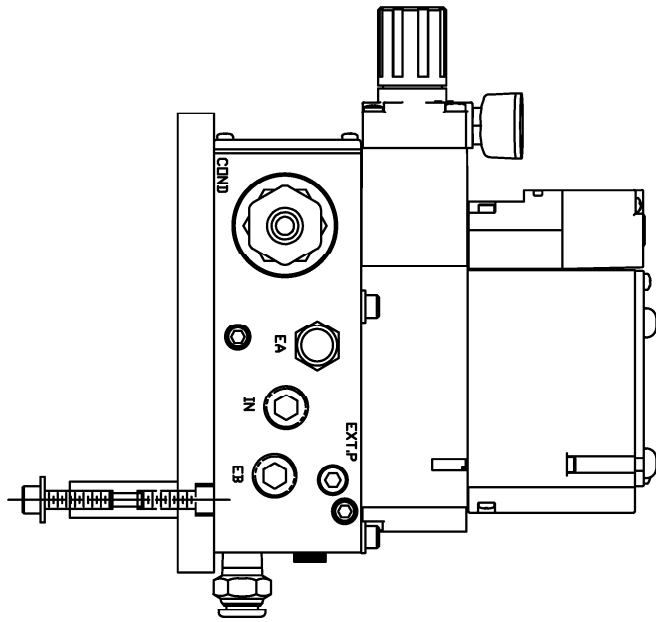
ITEM	QTY	CTM PART NUMBER	PART DESCRIPTION
	1	ASS-211-3101R/L-X	BLOW BOX ASSY w/TRANSITION PLATE
⑤	1	ASS-211-0106M	AIR BLOW MAC VALVE ASSEMBLY
	1	PM-PF1010	FTG, 1/4" TUBE to 1/4" NPT
	2	PM-PF1020	FTG, 3/8" TUBE to 1/4" NPT MALE
	1	PM-PF1105	BUSHING, 1/8" NPT FEMALE to 1/4" NPT MALE
	1	PM-PF1169	HOSE BARB, 1/4" TUBE to 1/8" NPT
	1	PM-PT1080	3/8" OD SMC TUBING x 14" Lg.
	1	PM-AH1000	AIR ASSIST TUBING x 12" Lg.

RH & LH ASSEMBLIES AVAILABLE
-RH ASSEMBLY SHOWN-

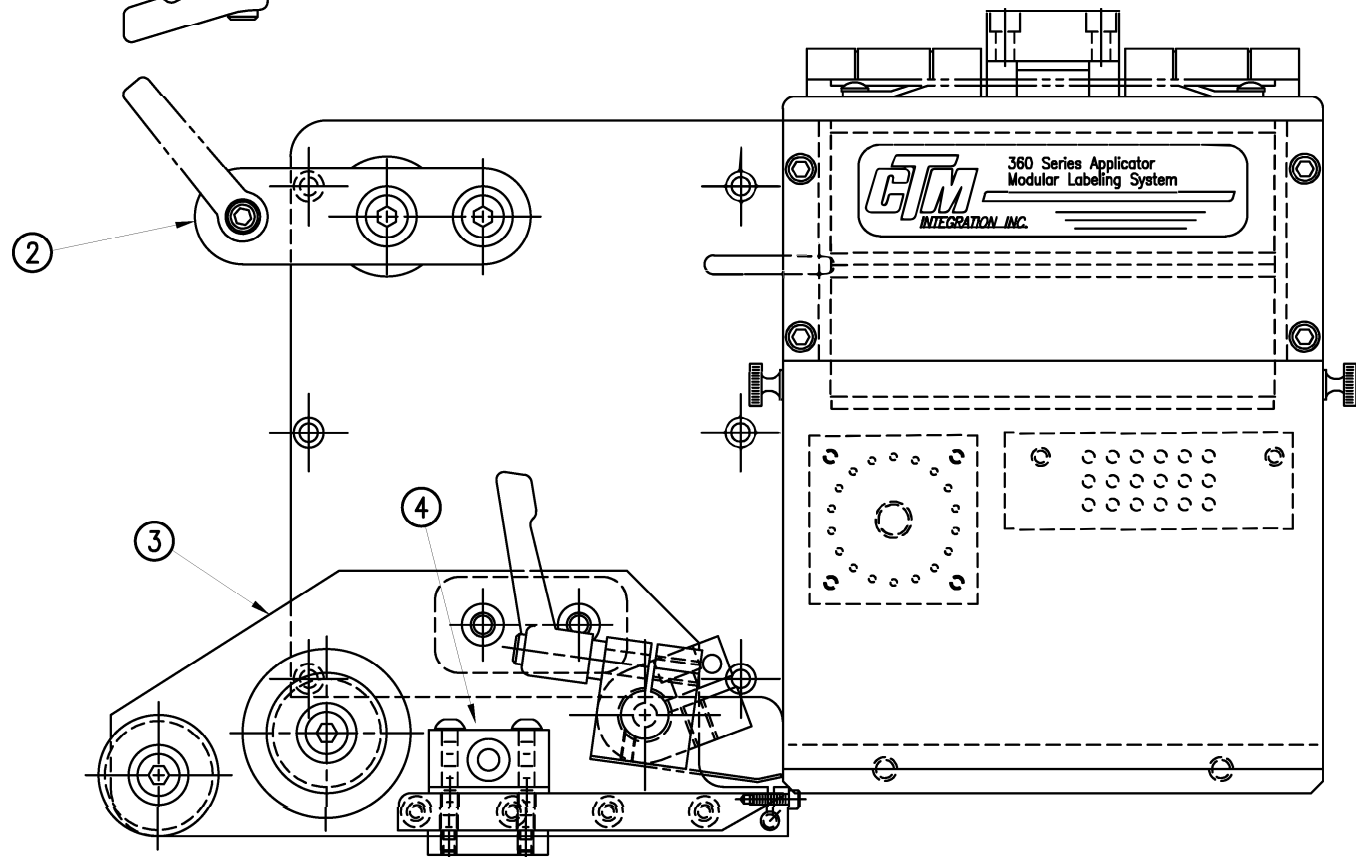
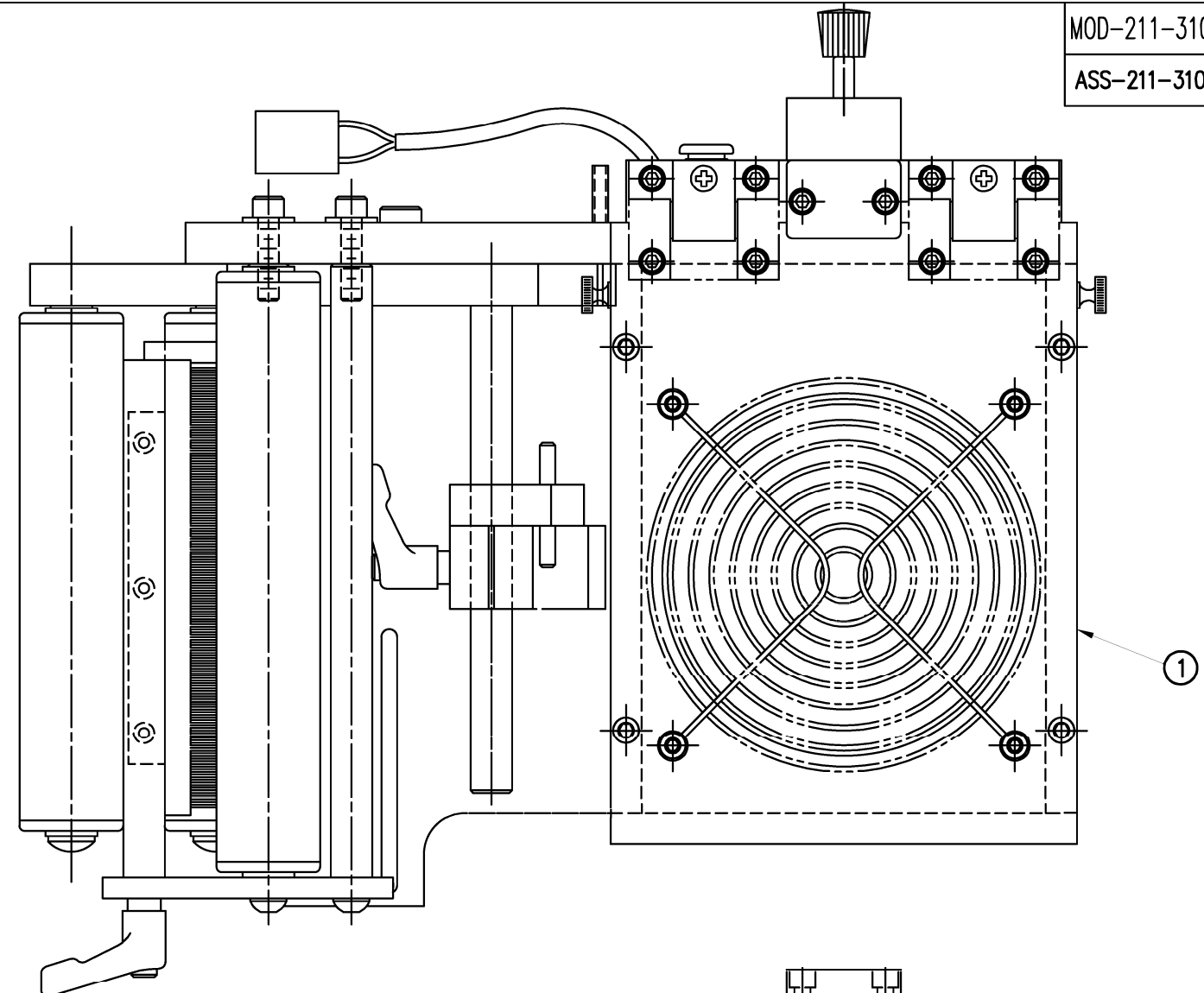
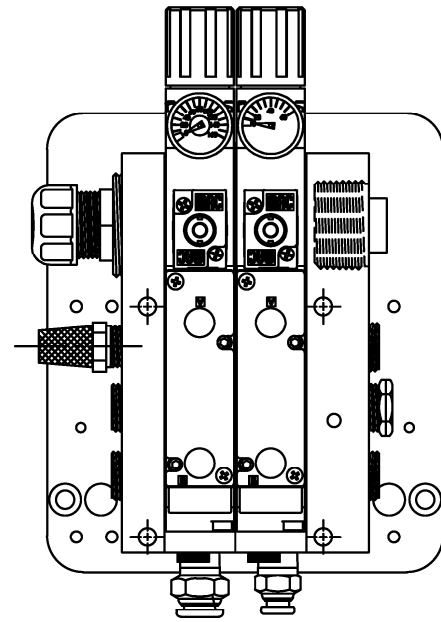
MOD-211-3101R/L-X

ASS-211-3101R/L-X

THIS DRAWING AND DESIGN IS THE PROPERTY OF CTM INTEGRATION INC. AND MAY NOT BE REPRODUCED IN WHOLE OR IN PART WITHOUT THE WRITTEN PERMISSION OF CTM INTEGRATION INC.
 APPLICATOR SERIES: 360
 APPLICATOR WIDTH(S): 5"/7.5"
 REV. DESCRIPTION: 2 CHANGED CLR LABEL SENSOR (WAS ASS-200-0430)
 REV. DATE: 10/31/17
 REV. BY: TDR
 SCALE: 1=2
 DATE: 08/23/97
 DRAWN BY: BOB S.
 TITLE: RH AIR BLOW BOX NOSE w/CLEAR LABEL SENSING
 Dept. Code: 70
 F:\Engineering\Standard Parts\Applcator\360 SERIES\360a\MOD\MOD-211-3101RL-X



⑤ VALVE BANK ASSEMBLY
SCALE: 8"=1'-0"



BILL OF MATERIAL

ASS-211-3101R/L-X

ITEM	QTY	CTM PART NUMBER	PART DESCRIPTION
①	1	SAS-211-X101R/L	VACUUM BOX WITH TRANSITION PLATE
②	1	ASS-200-X126	5"/7.5" TENSION BRUSH ASSEMBLY
③	1	ASS-211-3102R/L-X	AIR BLOW CLEAR LABEL PEEL EDGE
④	1	ASS-200-0431	LRD 6300 CLEAR LABEL SENSOR
	6	PM-FASH429075	SHCS, #10-32 x 5/8" Lg. SS

REV 1

REV 2



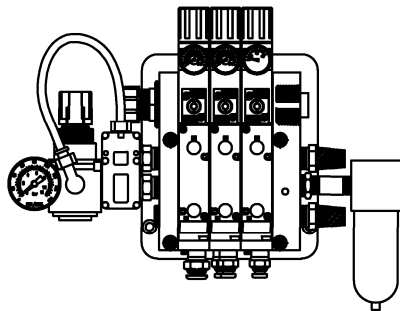
BILL OF MATERIAL

MOD-214-X101R/L

ITEM	QTY	CTM PART NUMBER	PART DESCRIPTION
	1	ASS-214-X101R/L	TAMP ASSEMBLY w/TRANSITION PLATE
⑤	1	ASS-214-0105M	TAMP VALVE BANK ASSEMBLY (MAC)
	1	PM-AH1000	AIR ASSIST TUBING x 12" Lg.
	5	PM-PF1010	1/4 TUBE to 1/4 NPT MALE CONNECTOR
	2	PM-PF1020	3/8 TUBE to 1/4 NPT MALE CONNECTOR
	1	PM-PF1105	1/8 NPT FEMALE to 1/4 NPT MALE BUSHING
	1	PM-PF1169	1/4 TUBE TO 1/8 NPT MALE HOSE BARB ELBOW
	1	PM-PT1070	1/4" OD SMC TUBING x 40" Lg.
	1	PM-PT1080	3/8" OD SMC TUBING x 36" Lg.

ORDER THESE ITEMS SEPARATELY:

- 1.) TAMP SLIDE w/MOUNTING PLATE...ASS-214-X103R/L-X
- 2.) LABEL PAD
- 3.) LABEL MANIFOLD

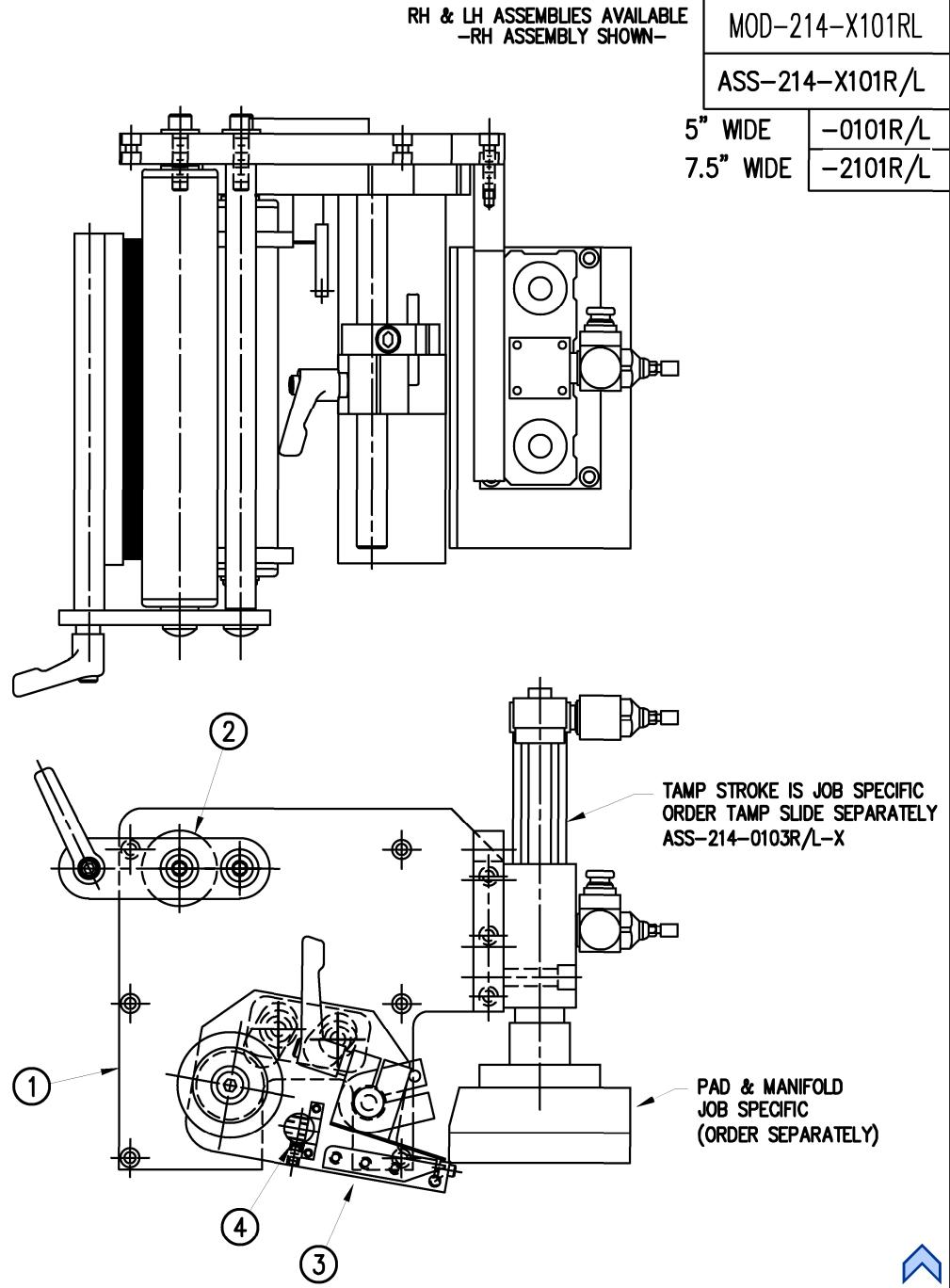


⑤ VALVE BANK ASSEMBLY
SCALE: 2"=1'-0"

BILL OF MATERIAL

ASS-214-X101R/L

ITEM	QTY	CTM PART NUMBER	PART DESCRIPTION
①	1	MP-214-0207	TAMP TRANSITION PLATE
②	1	ASS-200-X126R/L	TENSION BRUSH ASSEMBLY
③	1	ASS-214-X102R/L	TAMP PEEL EDGE ASSEMBLY
④	1	ASS-211-0108-2	FIBER OPTIC SENSOR w/ 2" MTG. SHAFT
	6	PM-FASH429075	SHCS, #10-32 x 5/8" Lg. SS



RH & LH ASSEMBLIES AVAILABLE
-RH ASSEMBLY SHOWN-

MOD-214-X101RL

ASS-214-X101R/L

5" WIDE -0101R/L

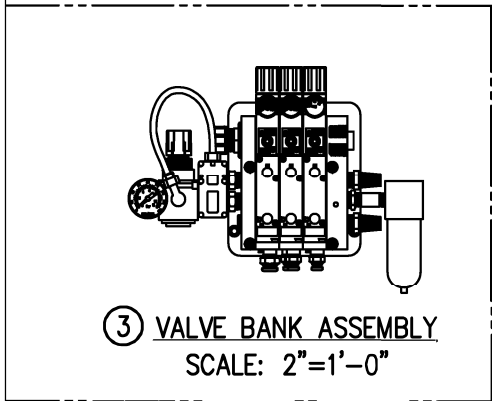
7.5" WIDE -2101R/L

THIS DRAWING AND DESIGN IS THE PROPERTY OF CTM INTEGRATION INC. AND MAY NOT BE REPRODUCED IN WHOLE OR IN PART WITHOUT THE WRITTEN PERMISSION OF CTM INTEGRATION INC.

APPLICATOR SERIES: 360	APPLICATOR WIDTH(S): 5"/7.5"	GROUP: TAMP ASSEMBLY	TITLE: TAMP ASSEMBLY w/ TRANSITION PLATE	Dept. Code 70
REV. 0	REV. DESCRIPTION NEW TITLEBLOCK	REV. DATE 04/08/03	REV. BY: TDR	Scale: 1=3
			Date: 06/14/97	DRAWN BY: BOB S.
				F:\Engineering\Standard Parts\Appliator\360 SERIES\ 360a\MOD\MOD-214-X101RL

BILL OF MATERIAL			
MOD-214-X110R/L-XX-XX			
ITEM	QTY	CTM PART NUMBER	PART DESCRIPTION
	1	ASS-214-X110R/L-X	SWING TAMP ASSEMBLY
	1	ASS-214-X110R/L-X-LP	LOW PROFILE SWING TAMP ASSEMBLY
③	1	ASS-214-0105M	TAMP VALVE BANK ASSEMBLY
	1	PM-AH1000	AIR ASSIST TUBING x 15" Lg.
	3	PM-PF1010	1/4 TUBE to 1/4 NPT MALE CONNECTOR
	1	PM-PF1020	3/8 TUBE to 1/4 NPT MALE CONNECTOR
	1	PM-PF1105	1/8 NPT FEMALE to 1/4 NPT MALE BUSHING
	1	PM-PF1169	1/4 TUBE TO 1/8 NPT MALE HOSE BARB ELBOW
	2	PM-PF1035	1/4" 90 DEG. ELBOW SWIVEL
	1	PM-PF1045	3/8 90 DEG. ELBOW SWIVEL
	1	PM-PT1070	1/4" OD SMC TUBING x 98" Lg.
	1	PM-PT1080	3/8" OD SMC TUBING x 84" Lg.

ORDER THESE ITEMS SEPARATELY:
1.) LABEL PAD 2.) LABEL MANIFOLD

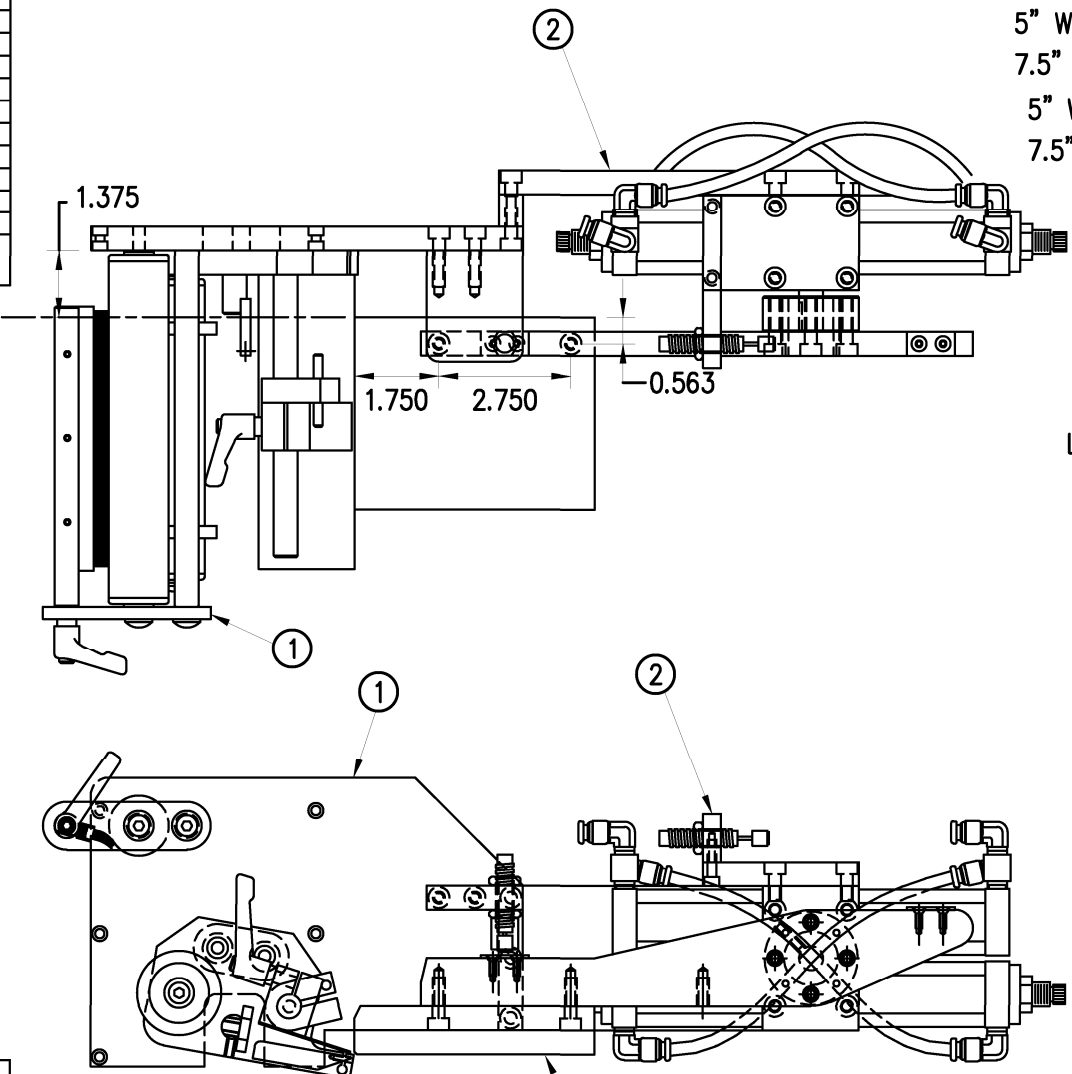


BILL OF MATERIAL			
ASS-214-X110R/L-X-XX			
ITEM	QTY	CTM PART NUMBER	PART DESCRIPTION
①	1	SAS-214-X110AR/L	SWING TAMP MOUNTING ASSEMBLY
①	1	SAS-214-X110AR/L-LP	LOW PROFILE SWING TAMP MOUNTING ASSEMBLY
	1	SAS-214-0110BR/L-0	STANDARD SWING TAMP ASSEMBLY
②	1	SAS-214-0110BR/L-2	2" OVERSIZE SWING TAMP ASSEMBLY
	1	SAS-214-0110BR/L-4	4" OVERSIZE SWING TAMP ASSEMBLY

THIS DRAWING AND DESIGN IS THE PROPERTY OF CTM INTEGRATION INC. AND MAY NOT BE REPRODUCED IN WHOLE OR IN PART WITHOUT THE WRITTEN PERMISSION OF CTM INTEGRATION INC.			
APPLICATOR SERIES: 360	APPLICATOR WIDTH(S): 5"/7.5"/10"	GROUP: TAMP ASSEMBLY	TITLE: 5"/7.5" WIDE STD / LOW PROFILE SWING TAMP ASSEMBLY
REV. 0	REV. DESCRIPTION -	REV. DATE -	REV. BY: XXX
		Scale: 1=4	Date: 12/8/15
		DRAWN BY: BOB S.	F:\Engineering\Standard Parts\Applcator\360 SERIES\ 360a\MOD\ASS-214-X110R/L-X-LP

RH & LH ASSEMBLIES AVAILABLE
-RH ASSEMBLY SHOWN-

MOD-214-X110R/L-X-LP
ASS-214-X110R/L-X-LP
5" WIDE STD. -0110R/L-X
7.5" WIDE STD. -2110R/L-X
5" WIDE L.P. -0110R/L-X-LP
7.5" WIDE L.P. -2110R/L-X-LP



STANDARD	-0
2" OVERSIZE	-2
4" OVERSIZE	-4
STANDARD	
LOW PROFILE	LP

LABEL PAD & MANIFOLD (JOB SPECIFIC)



BILL OF MATERIAL

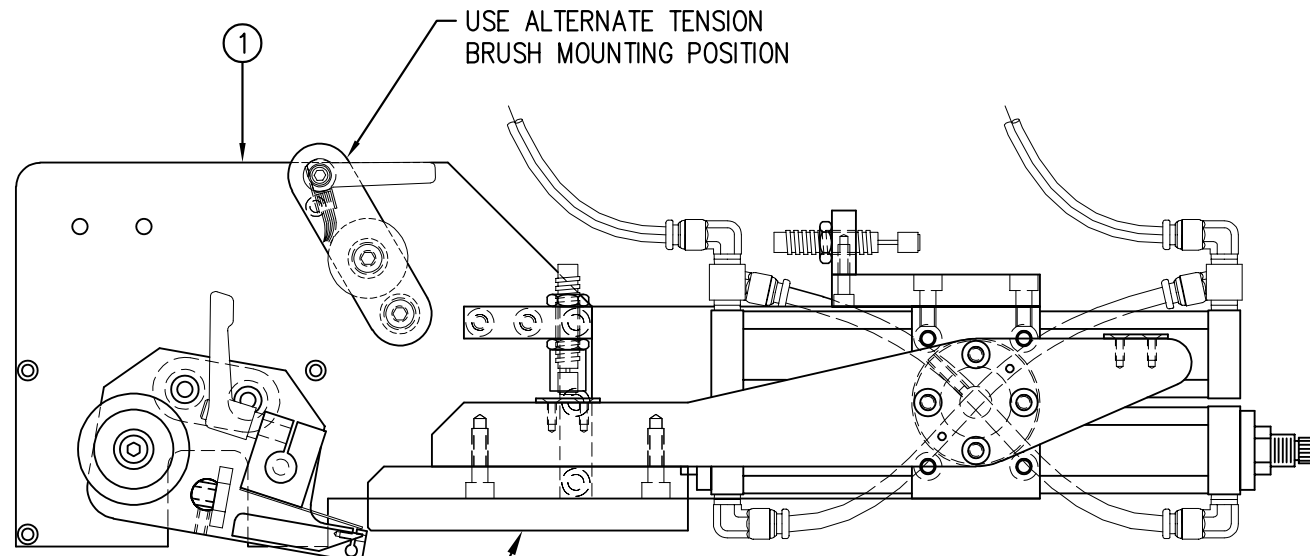
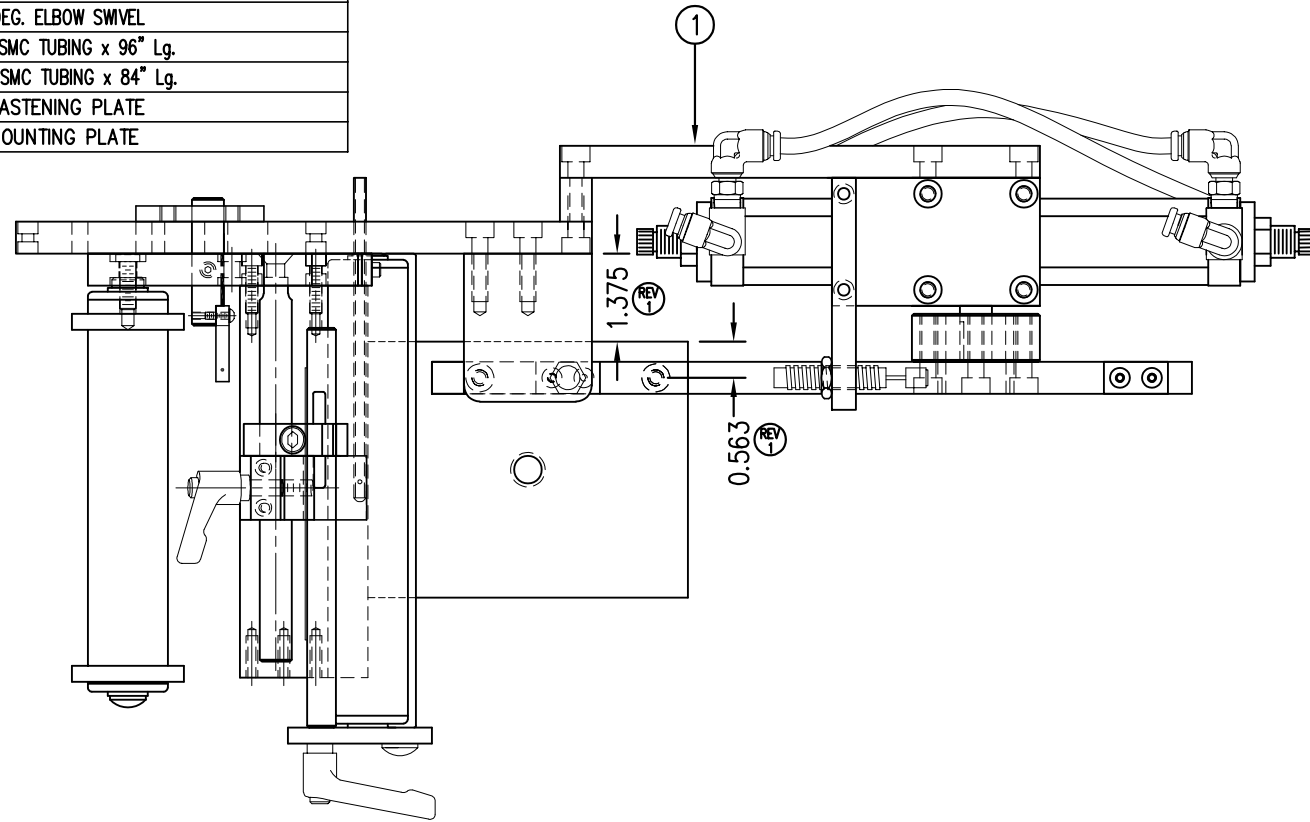
MOD-214-X111R/L-X

ITEM	QTY	CTM PART NUMBER	PART DESCRIPTION
①	1	ASS-214-X110R/L-X-LP	LOW PROFILE SWING TAMP ASSEMBLY
②	1	ASS-214-0111RM	RH HI/LO PRESSURE CORNER WRAP VALVE BANK ASSY
	1	ASS-214-0111LM	LH HI/LO PRESSURE CORNER WRAP VALVE BANK ASSY
	1	PM-AH1000	AIR ASSIST TUBING x 15" Lg.
	3	PM-PF1010	1/4 TUBE to 1/4 NPT MALE CONNECTOR
	1	PM-PF1020	3/8 TUBE to 1/4 NPT MALE CONNECTOR
	1	PM-PF1105	1/8 NPT FEMALE to 1/4 NPT MALE BUSHING
	1	PM-PF1169	1/4 TUBE TO 1/8 NPT MALE HOSE BARB ELBOW
	2	PM-PF1035	1/4" 90 DEG. ELBOW SWIVEL
	1	PM-PF1045	3/8 90 DEG. ELBOW SWIVEL
	1	PM-PT1070	1/4" OD SMC TUBING x 96" Lg.
	1	PM-PT1080	3/8" OD SMC TUBING x 84" Lg.
	1	MP-214-0202	VALVE FASTENING PLATE
	1	MP-214-0206	VALVE MOUNTING PLATE

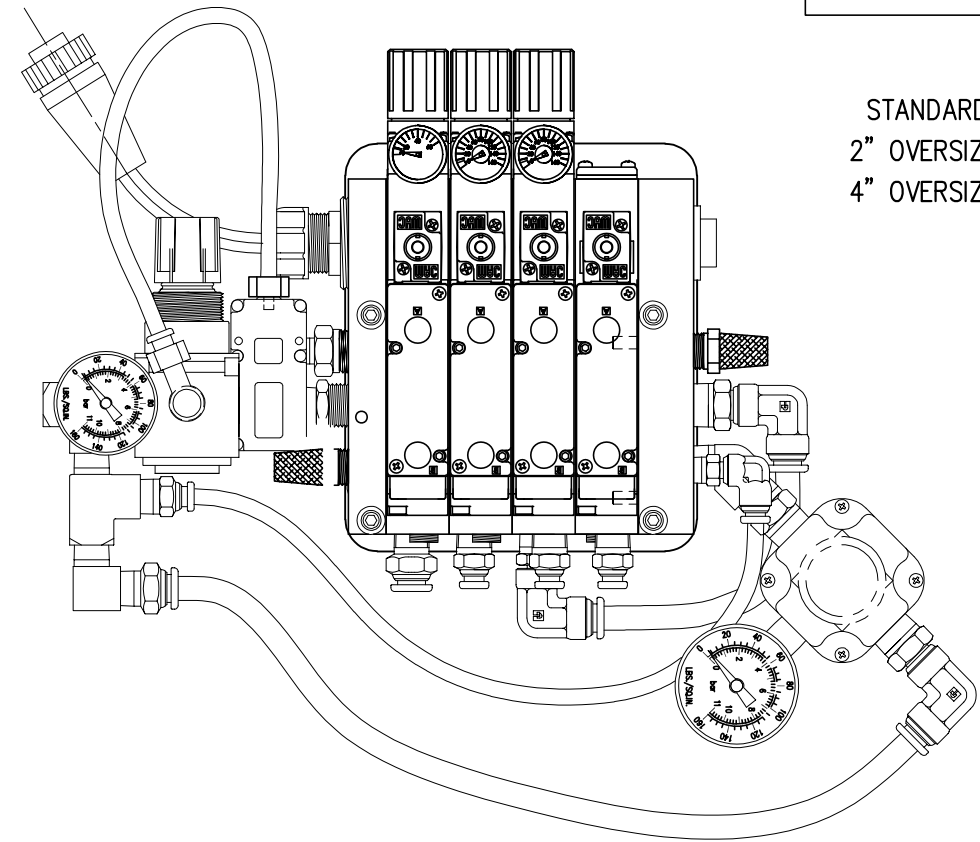
ORDER THESE ITEMS SEPARATELY:

- 1.) LABEL PAD 2.) LABEL MANIFOLD

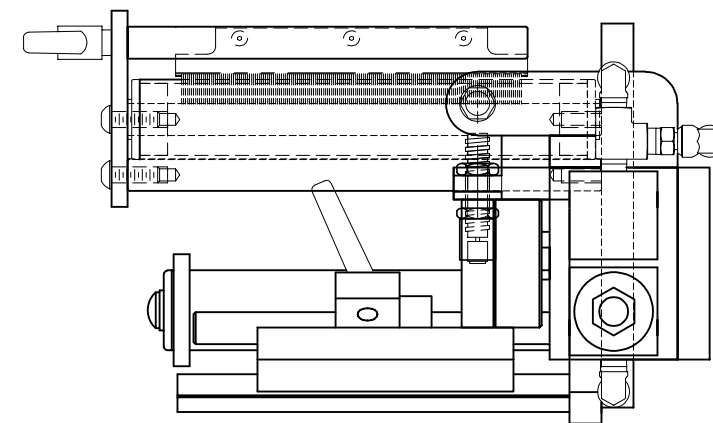
RH & LH ASSEMBLIES AVAILABLE
-RH ASSEMBLY SHOWN-



LABEL PAD & MANIFOLD (JOB SPECIFIC)



② VALVE BANK ASS-214-0111R/LM



MOD-214-X111RL-X

- STANDARD -0
- 2" OVERSIZE -2
- 4" OVERSIZE -4

THIS DRAWING AND DESIGN IS THE PROPERTY OF CTM INTEGRATION INC. AND MAY NOT BE REPRODUCED IN WHOLE OR IN PART WITHOUT THE WRITTEN PERMISSION OF CTM INTEGRATION INC.

Dept. Code
70

TITLE: HI/LO PRESSURE CORNER WRAP MODULE

F:\Engineering\Standard Parts\Applcator\360 SERIES\360a\MOD\MOD-214-X111RL-X

REV. BY: BNT
Scale: 1=3
Date: 02/27/2017
DRAWN BY: ES

REV. DATE
04/04/22

APPLICATOR SERIES: 360
APPLICATOR WIDTH(S): 5", 7.5"
GROUP: CORNER WRAP

REV. DESCRIPTION
2 ADDED VALVE BANK MOUNTING PLATES TO BOM



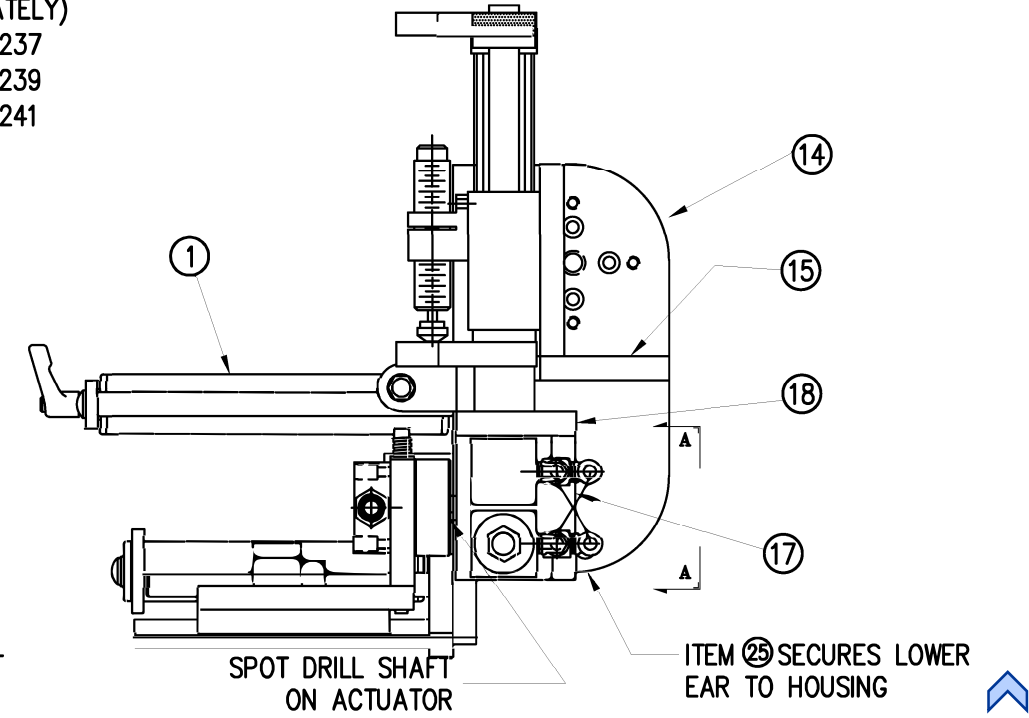
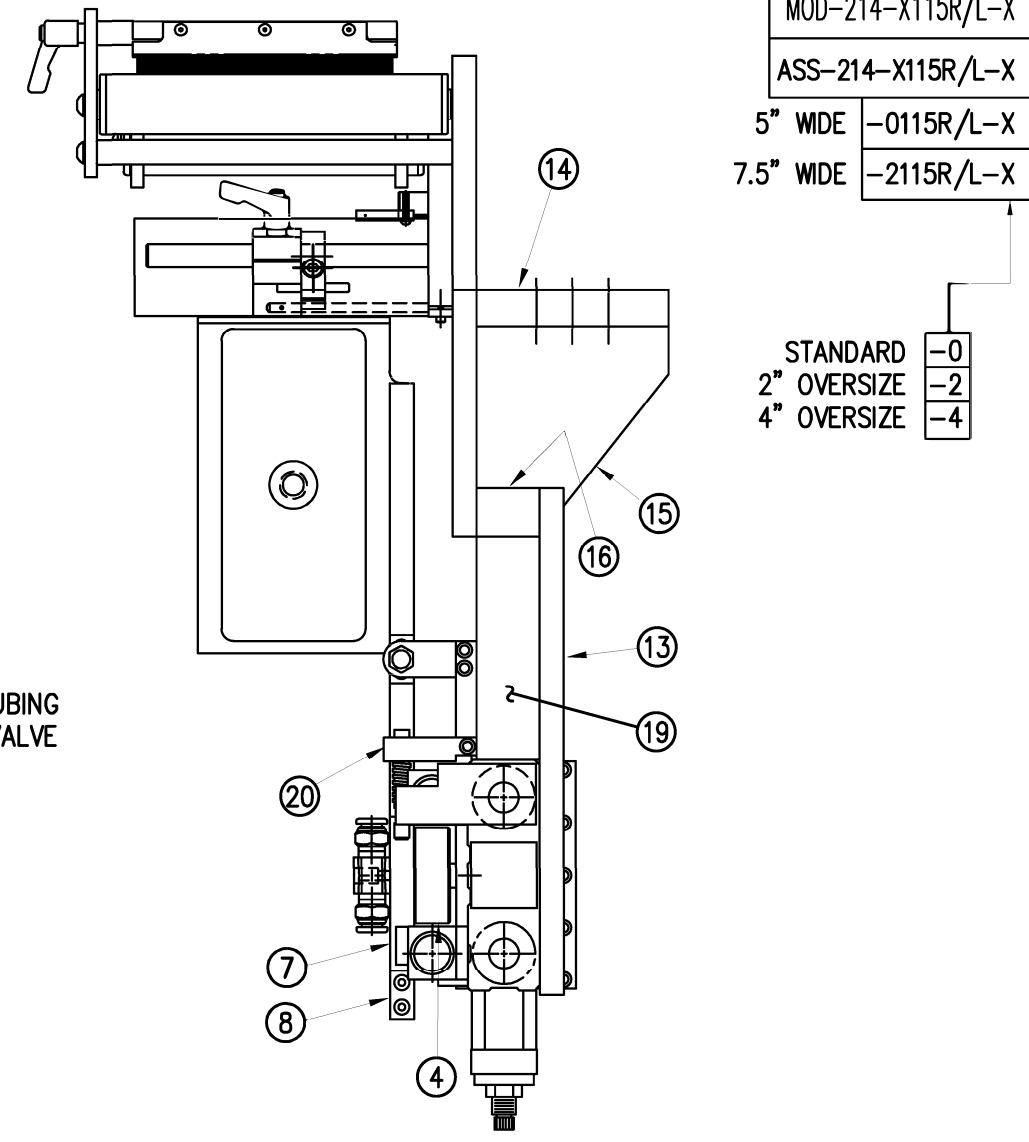
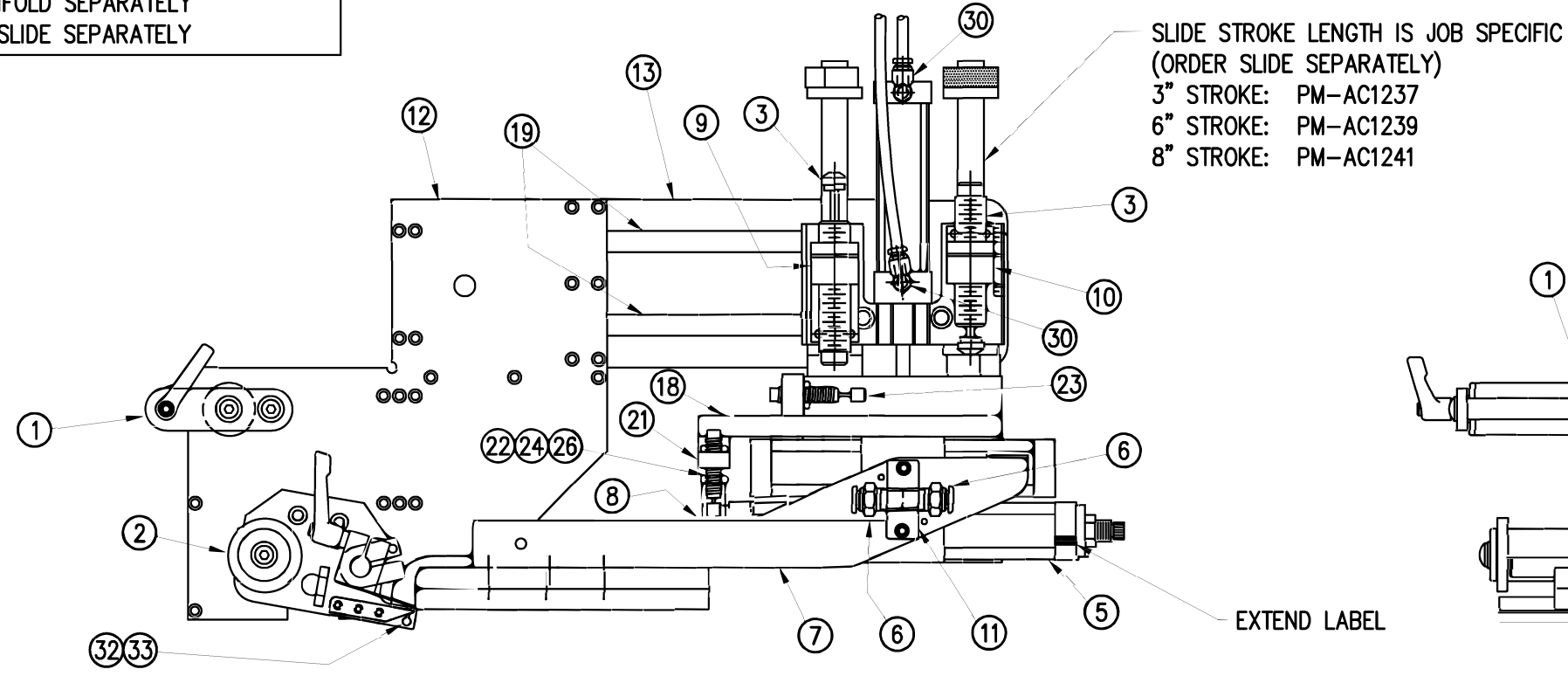
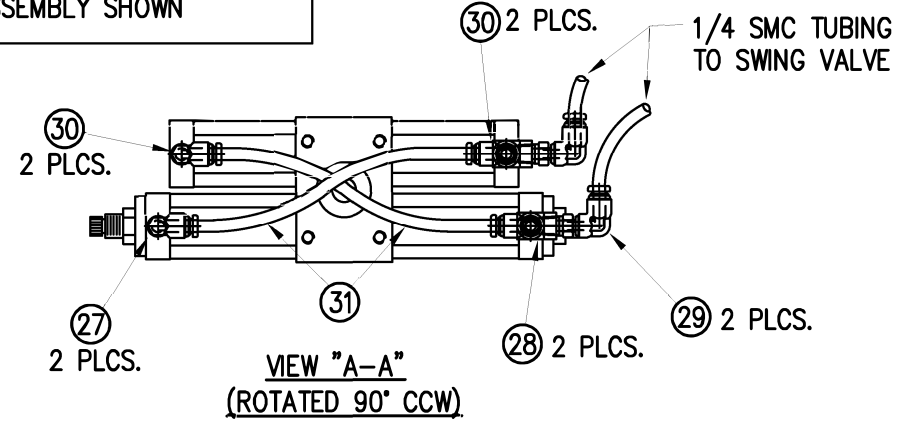
BILL OF MATERIAL			
ASS-214-X115R/L-X			
ITEM	QTY	CTM PART NUMBER	PART DESCRIPTION
1	1	ASS-200-X126	5/7.5 TENSIONS BRUSH ASSEMBLY
2	1	ASS-214-X102R/L	5/7.5 TAMP PEEL EDGE ASSEMBLY
3	2	PM-SA0950	SHOCK ABSORBER
4	1	MP-214-0211	ROTARY ACTUATOR HUB
5	1	PM-AC1248	ROTARY ACTUATOR
6	2	PM-PF1020	3/8" TUBE to 1/4" NPT CONNECTOR
7	1	MP-238-0312-X	SWING ARM - AMBIDEXTROUS
8	2	MP-214-0210	STRIKE PLATE
9	1	MP-238-0314	SHOCK MOUNT
10	1	MP-238-0315	SHOCK MOUNT
11	1	MP-238-0388	AIR MANIFOLD FOR AMBIDEXTROUS ARM
12	1	MP-214-0230	DAT TRANSITION PLATE
13	1	MP-214-0231-X	DAT SLIDE MOUNT (STD, 2 OS, 4 OS)
14	1	MP-214-0232	DAT MOUNTING EAR
15	1	MP-214-0233	DAT MOUNT GUSSET
16	1	MP-238-0234	DAT MOUNT OFFSET BLOCK
17	1	MP-214-0235	ROTARY ACTUATOR MOUNTING PLATE
18	1	MP-214-0236	SLIDE TO ROTARY TRANSITION PLATE
19	2	MP-214-0237-X	DAT MOUNT STIFFENER (STD, 2 OS, 4 OS)
20	1	MP-214-0238	ROTARY EXTENDED SHOCK MOUNT
21	1	MP-214-0239	ROTARY RETRACTED SHOCK MOUNT
22	1	PM-SA0990	SHOCK ABSORBER
23	1	PM-SA1000	SHOCK ABSORBER
24	1	PM-C01040	STOP COLLAR
25	1	MP-214-0240	MOUNTING EAR NUT
26	1	MP-214-0242	LOCK NUT (FOR SHOCK)
27	2	PM-PF1216	ADAPTER, 1/8 NPT MALE TO FEMALE
28	2	PM-PF1205	1/8 NPT STREET TEE
29	2	PM-PF1030	FTG, 1/4 TUBE to 1/8 NPT 90 ELBOW SWVL.
30	6	PM-PF1050	FTG, 1/4 TUBE to 1/8 NPT 90 ELBOW
31	2	PM-PT1070	1/4 OD TUBING x 7" Lg.
	4	PM-FASH430079	SHCS, 1/4-20 x 7/8" Lg.
	1	PM-FAKS30503	KEY, 1/8" SQ x 5/8" Lg.
	2	PM-FADP2570	DOWEL PIN, 1/8" x 5/8" Lg.
	1	ASS-211-0108-2	STD. FIBER OPTIC LABEL SENSOR

ORDER PAD & MANIFOLD SEPARATELY
ORDER PNEUMATIC SLIDE SEPARATELY

BILL OF MATERIAL			
MOD-214-X115R/L-X			
ITEM	QTY	CTM PART NUMBER	PART DESCRIPTION
1	1	ASS-214-X115R/L-X	360a INLINE DAT ASSEMBLY
32	1	MP-211-2217-7	AIR ASSIST TUBE
33	1	PM-AH1000	AIR ASSIST TUBING x 15" Lg.
34	1	ASS-238-0142M	4-STATION VALVE BANK
35	1	MP-214-0206	VALVE MOUNTING PLATE
36	1	MP-214-0202	VALVE FASTENING PLATE
37	1	PM-FAKS30503	KEY, 1/8" SQ x 5/8" Lg.
38	2	PM-FADP2570	DOWEL PIN, 1/8" x 5/8" Lg.
	1	PM-PF1070	1/4" OD TUBING x 169" Lg. (CUT TO SUIT)
	1	PM-PF1080	3/8" OD TUBING x 68" Lg. (CUT TO SUIT)
	4	PM-PF1030	FTG, 1/4 TUBE to 1/8 NPT 90° MALE ELBOW SWVL.
	1	PM-PF1045	FTG, 3/8 TUBE to 1/4 NPT 90° MALE ELBOW SWVL.
	4	PM-PF1005	FTG, 1/4 TUBE to 1/8 NPT STRAIGHT
	1	PM-PF1060	FTG, 3/8 TUBE to 1/4 NPT 90° MALE ELBOW

ORDER PAD & MANIFOLD SEPARATELY
ORDER PNEUMATIC SLIDE SEPARATELY

REV 4 BOTH RH & LH ASSEMBLIES AVAILABLE
RH ASSEMBLY SHOWN



THIS DRAWING AND DESIGN IS THE PROPERTY OF CTM INTEGRATION INC. AND MAY NOT BE REPRODUCED IN WHOLE OR IN PART WITHOUT THE WRITTEN PERMISSION OF CTM INTEGRATION INC.
 APPLICATOR SERIES: 360 APPLICATOR WIDTH(S): 5" / 7.5"
 REV. DATE: 03/27/23 REV. BY: AMS SCALE: 1=4 DATE: 03/27/03 DRAWN BY: DKM
 TITLE: IN-LINE DAT NOSE ASSEMBLY
 F:\Engineering\Standard Parts\Applcator\360 SERIES\360a\MOD-214-X115R/L-X
 Dept. Code 70

PEEL EDGE NOT SHOWN
IN THIS VIEW

MOUNTING FASTENERS
1/4-20 x 7/8 LG. SHCS
(4) PLACES

SLIDE STROKE LENGTH IS JOB SPECIFIC
(ORDER SLIDE SEPARATELY)
3" STROKE: PM-AC1237
6" STROKE: PM-AC1239
8" STROKE: PM-AC1241

1/4 SMC TUBING
TO TAMP VALVE

1/4 SMC TUBING
TO SWING VALVE

3/8 SMC TUBING

3/8 SMC TUBING
TO AIR BLAST VALVE

RH & LH ASSEMBLIES AVAILABLE
-RH ASSEMBLY SHOWN-

BILL OF MATERIAL
ASS-214-X116R/L-X

ITEM	QTY	CTM PART NUMBER	PART DESCRIPTION
1	1	ASS-200-X126	5/7.5 TENSION BRUSH ASSEMBLY
2	1	ASS-214-X102R/L	5/7.5 TAMP PEEL EDGE ASSEMBLY
3	2	PM-SA0950	SHOCK ABSORBER
4	1	MP-238-0302R/L	SLIDE TRANSITION PLATE
5	1	MP-238-0303	SWING HOME SHOCK MOUNT
6	1	MP-238-0304R/L	ROTARY ACTUATOR MOUNT PLATE
7	1	PM-238-0305	ROTARY MOUNT NUT PLATE
8	1	PM-238-0306	ROTARY ACTUATOR NUT PLATE
9	1	MP-238-0307	SLIDE NOSE NUT PLATE
10	1	PM-238-0308	SLIDE BODY NUT PLATE
11	1	MP-238-0312-X	DAT SWING ARM - AMBIDEXTROUS
12	1	MP-238-0388	AIR MANIFOLD FOR AMBIDEXTROUS ARM
13	1	MP-238-0314	SLIDE HOME SHOCK MOUNT
14	1	MP-238-0315	SLIDE EXTEND SHOCK MOUNT
15	1	MP-238-0316	GUARD SUPPORT
16	1	MP-238-0318	ROTARY ACTUATOR PULLEY
17	1	PM-238-0319R/L	SWING ASSEMBLY DRIVE GUARD
18	2	MP-214-0210	SHOCK STRIKE PLATES
19	1	PM-SA1000	SWING EXTEND SHOCK
20	1	PM-SA0900	SWING HOME SHOCK
21	1	PM-C01040	SHOCK STOP COLLAR
22	1	MP-214-0242	LOCK NUT (FOR SHOCK)
23	1	PM-AC1248	ROTARY ACTUATOR
24	1	PM-BELT1039	SWING ARM TIMING BELT
25	2	PM-PF1180	1/8 NPT STREET ELBOW
26	2	PM-PF1203	1/8 NPT BRANCH TEE
27	4	PM-PF1005	FTG, 1/4 TUBE to 1/8 NPT STRAIGHT
28	4	PM-PF1050	FTG, 1/4 TUBE to 1/8 NPT 90° ELBOW
29	.	.	.
30	2	PM-PF1020	3/8 TUBE to 1/4 NPT MALE CONNECTOR
31	2	PM-PT1070	1/4 OD TUBING x 7" Lg.
32	1	MP-214-0230	DAT TRANSITION PLATE
33	1	MP-214-0241-X	DAT SLIDE MOUNT PLATE (STD, 2 OS, 4 OS)
34	1	MP-214-0232	DAT MOUNTING EAR
35	1	MP-214-0233	DAT MOUNT GUSSET
36	1	MP-214-0240	MOUNTING EAR NUT
37	1	ASS-238-0141	SWING ARM PIVOT ASSEMBLY
38	4	PM-FASH430079	SHCS, 1/4-20 x 7/8" Lg.
39	1	ASS-211-0108-2	STD. FIBER OPTIC LABEL SENSOR

ORDER PAD & MANIFOLD SEPARATELY
ORDER PNEUMATIC SLIDE SEPARATELY

MOD-214-X116R/L-X

ASS-214-X116R/L-X

5" WIDE -0116R/L-X
7.5" WIDE -2116R/L-X

STANDARD -0
2" OVERSIZE -2
4" OVERSIZE -4

NOTE: #10-32 HOLES ARE FOR SECONDARY
SHOCK MOUNTING 2" & 4" OVERSIZE ONLY
REFER TO DRAWING# ASS-238-0167

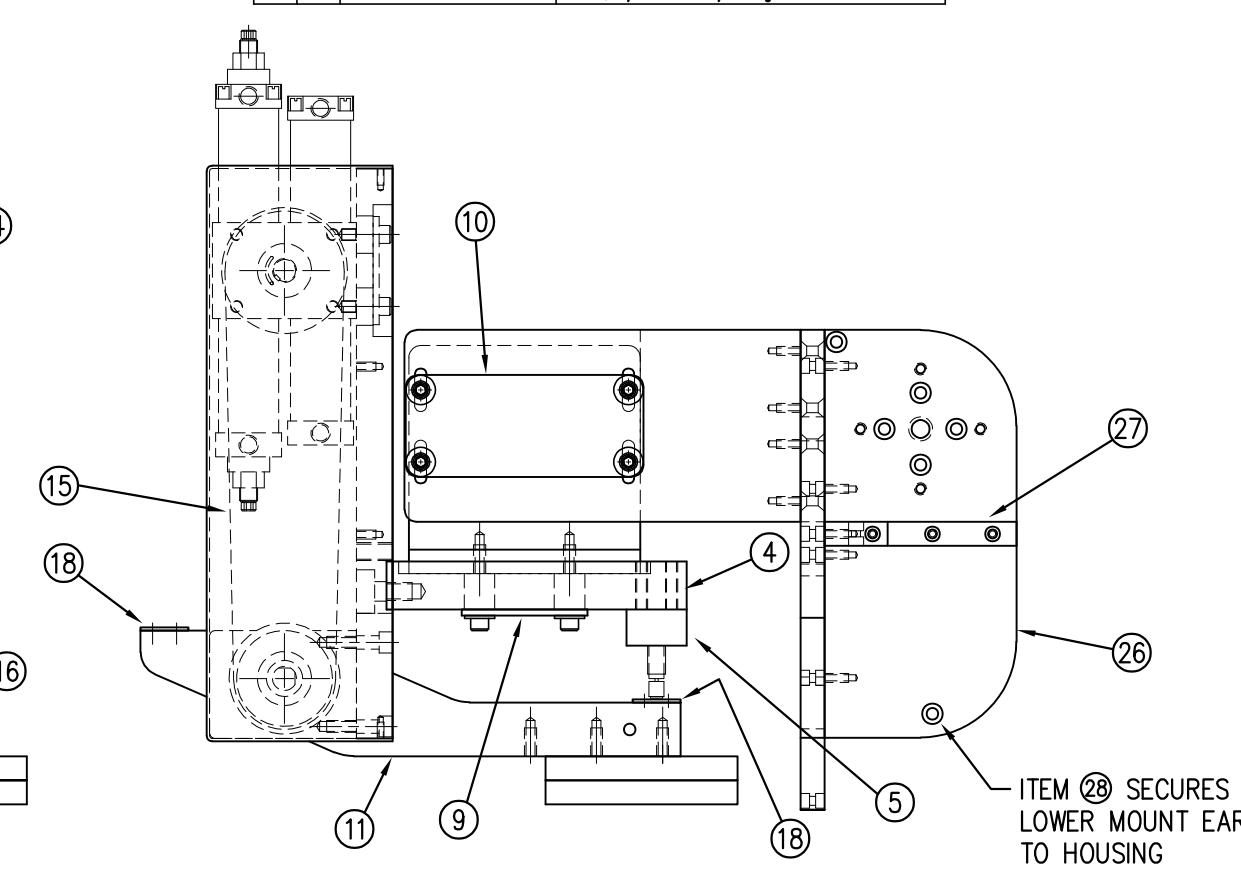
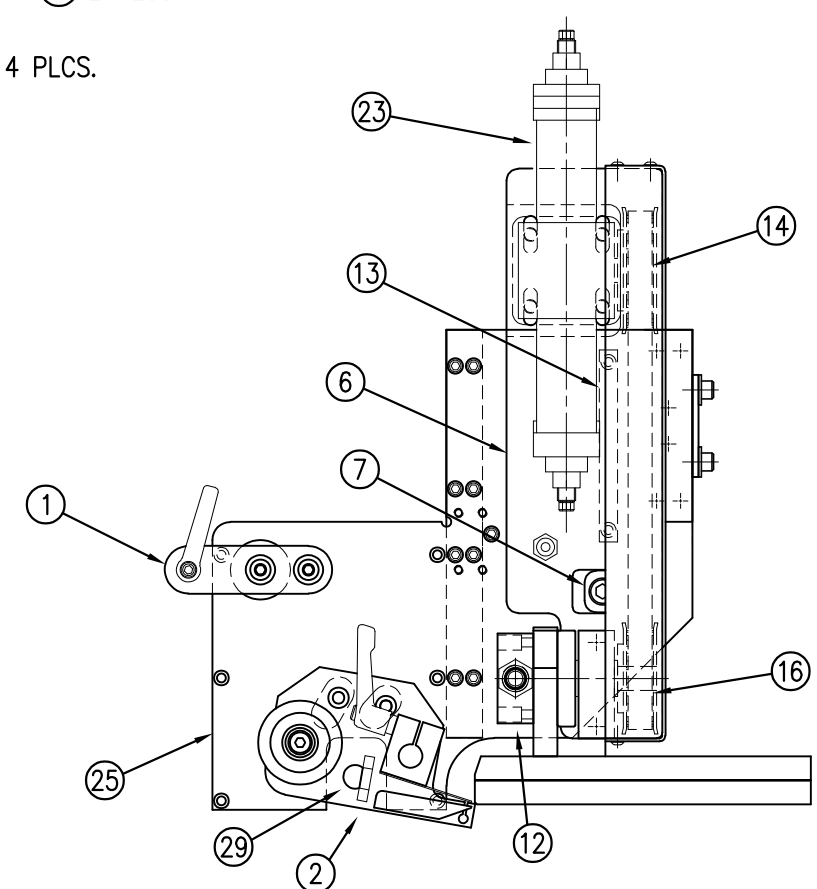
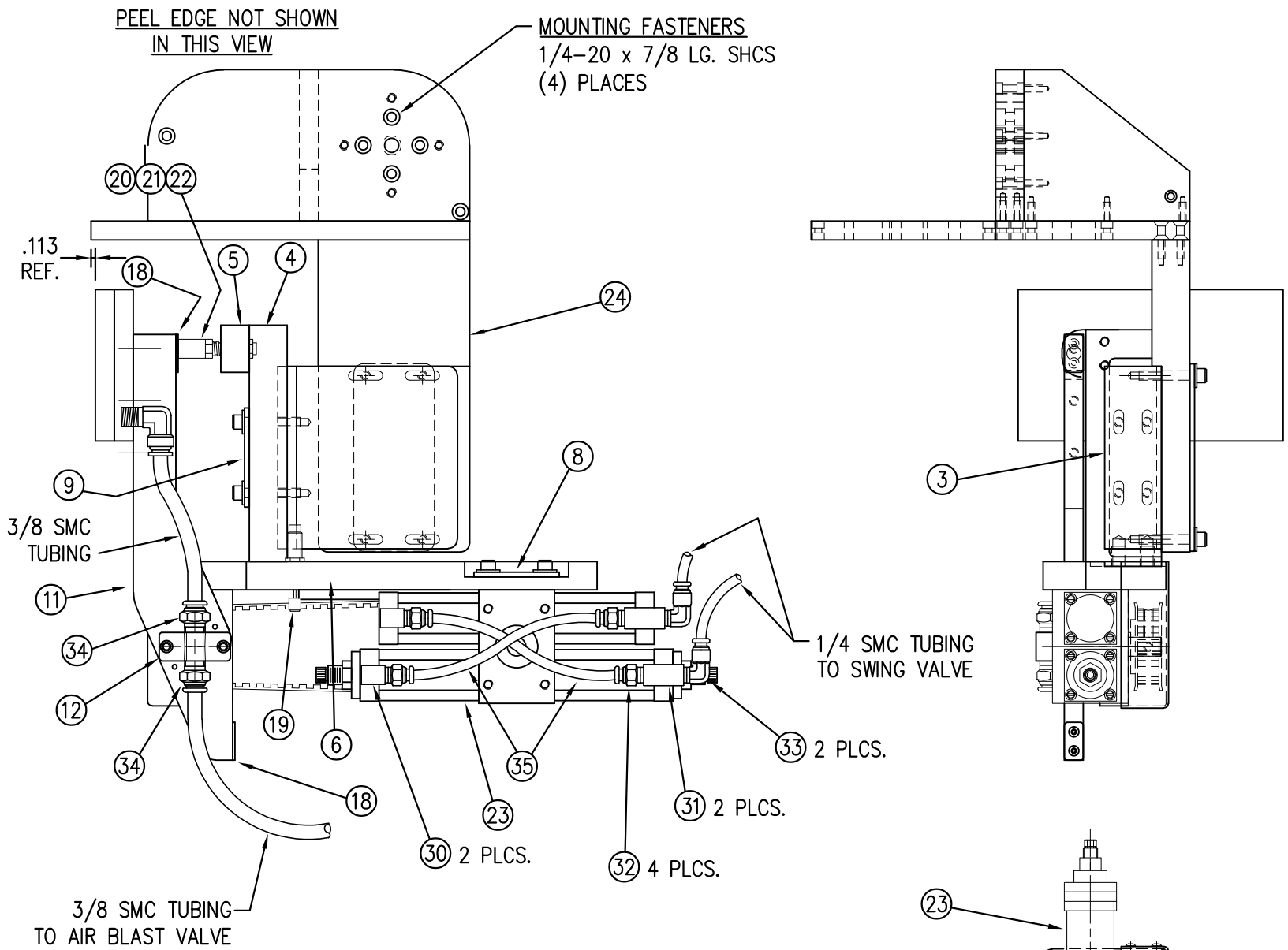
BILL OF MATERIAL

MOD-214-X116R/L-X

ITEM	QTY	CTM PART NUMBER	PART DESCRIPTION
1	1	ASS-214-X116R/L-X	360a PERPENDICULAR DAT ASSEMBLY
38	1	MP-211-2217-X	AIR ASSIST TUBE
39	1	PM-AH1000	AIR ASSIST TUBING x 15" Lg.
1	1	ASS-238-0142M	4-STATION VALVE BANK
1	1	MP-214-0206E	VALVE MOUNTING PLATE
1	1	MP-238-0238	VALVE FASTENING PLATE
1	1	MP-238-0239	VALVE NUT PLATE
1	1	PM-PT1070	1/4" OD TUBING x 169" Lg. (CUT TO SUIT)
1	1	PM-PT1080	3/8" OD TUBING x 169" Lg. (CUT TO SUIT)
4	4	PM-PF1030	FTG, 1/4 TUBE to 1/8 NPT 90° MALE ELBOW SWVL.
1	1	PM-PF1045	FTG, 3/8 TUBE to 1/4 NPT 90° MALE ELBOW SWVL.
4	4	PM-PF1005	FTG, 1/4 TUBE to 1/8 NPT STRAIGHT
1	1	PM-PF1060	FTG, 3/8 TUBE to 1/4 NPT 90° MALE ELBOW

ORDER PAD & MANIFOLD SEPARATELY
ORDER PNEUMATIC SLIDE SEPARATELY

THIS DRAWING AND DESIGN IS THE PROPERTY OF CTM INTEGRATION INC. AND MAY NOT BE REPRODUCED IN WHOLE OR IN PART WITHOUT THE WRITTEN PERMISSION OF CTM INTEGRATION INC.
 APPLICATOR SERIES: 360
 APPLICATOR WIDTH(S): 5"/7.5"
 REV. DATE: 03/27/23
 REV. BY: AMS
 SCALE: 1=4
 DATE: 03/08/03
 DRAWN BY: DKM
 F:\Engineering\Standard Parts\Applcator\360 SERIES\360a\MOD\214-X116R-L-X
 Dept. Code: 70
 TITLE: PERPENDICULAR DAT NOSE ASSEMBLY
 REV. DESCRIPTION: 5 REMOVED VALVE FASTENING PLATES FOR U-ARM MOUNTING



BILL OF MATERIAL			
MOD-214-X117R/L-X			
ITEM	QTY	CTM PART NUMBER	PART DESCRIPTION
	1	ASS-214-X117R/L-X	PERPENDICULAR SWING TAMP ASSEMBLY
36	1	MP-211-2217-7	AIR ASSIST TUBE
37	1	PM-AH1000	AIR ASSIST TUBING
	1	ASS-214-0105M	3-STATION VALVE BANK ASSEMBLY

BILL OF MATERIAL			
ASS-214-X117R/L-X			
ITEM	QTY	CTM PART NUMBER	PART DESCRIPTION
1	1	ASS-200-X126R/L	5/7.5 TENSION BRUSH ASSEMBLY
2	1	ASS-214-X102R/L	5/7.5 TAMP PEEL EDGE ASSEMBLY
3	1	MP-238-0324	DUMMY BLOCK
4	1	MP-238-0302R/L	SLIDE TRANSITION PLATE
5	1	MP-238-0303	SWING HOME SHOCK MOUNT
6	1	MP-238-0304R/L	ROTARY ACTUATOR MOUNT PLATE
7	1	PM-238-0305	ROTARY MOUNT NUT PLATE
8	1	PM-238-0306	ROTARY ACTUATOR NUT PLATE
9	1	PM-238-0307	SLIDE NOSE NUT PLATE
10	1	PM-238-0308	SLIDE BODY NUT PLATE
11	1	MP-238-0312-X	DAT SWING ARM - AMBIDEXTROUS
12	1	MP-238-0388	AIR MANIFOLD FOR AMBIDEXTROUS AM
13	1	MP-238-0316	GUARD SUPPORT
14	1	MP-238-0318	ROTARY ACTUATOR PULLEY
15	1	PM-BELT1039	SWING ARM TIMING BELT
16	1	ASS-238-0141	SWING ARM PIVOT ASSEMBLY
17	1	PM-238-0319R/L	SWING ASSEMBLY DRIVE GUARD
18	2	MP-214-0210	SHOCK STRIKE PLATE
19	1	PM-SA1000	MC25H SWING EXTEND SHOCK
20	1	PM-SA990	MC25H SWING HOME SHOCK
21	1	PM-C01040	SHOCK STOP COLLAR
22	1	MP-214-0242	LOCK NUT FOR MC25L SHOCK
23	1	PM-AC1248	ROTARY ACTUATOR
24	1	MP-214-0241-X	STD/2" OS/4" OS DAT SLIDE MOUNT PLATE
25	1	MP-214-0230	DAT TRANSITION PLATE
26	1	MP-214-0232	DAT MOUNTING EAR
27	1	MP-214-0233	DAT MOUNT GUSSET
28	1	MP-214-0240	MOUNTING EAR NUT
29	1	ASS-211-0108-2	FIBER OPTIC LABEL SENSOR w/2" Lg. MTG. SHAFT
30	2	PM-PF1180	1/8 NPT STREET ELBOW
31	2	PM-PF1203	1/8 NPT BRANCH TEE
32	4	PM-PF1005	FTG, 1/4 TUBE x 1/8 NPT STRAIGHT
33	4	PM-PF1050	FTG, 1/4 TUBE x 1/8 NPT 90° ELBOW
34	2	PM-PF1020	3/8 TUBE x 1/4 NPT MALE CONNECTOR
35	2	PM-P71070	A/4" OD SMC TUBING x 7" Lg.
4	4	PM-FASH430079	SHCS, 1/4-20 x 7/8" Lg. - SS

MOD-214-X117R/L-X	
5" WIDE	-0117R/L-X
7.5" WIDE	-2117R/L-X
STANDARD	-0
2" OVERSIZE	-2
4" OVERSIZE	-4

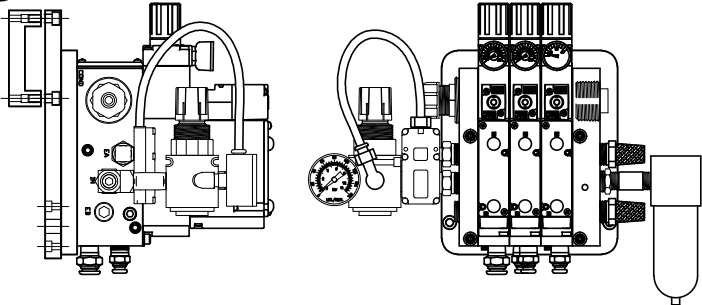
THIS DRAWING AND DESIGN IS THE PROPERTY OF CTM INTEGRATION INC. AND MAY NOT BE REPRODUCED IN WHOLE OR IN PART WITHOUT THE WRITTEN PERMISSION OF CTM INTEGRATION INC.
 APPLICATOR SERIES: 360
 APPLICATOR WIDTH(S): 5" / 7.5"
 GROUP: SWING TAMP ASSEMBLY
 TITLE: PERPENDICULAR SWING TAMP NOSE ASSEMBLY
 F:\Engineering\Standard Parts\Applcator\360 SERIES\360a\MOD\MOD-214-X117RL-X
 Dept. Code: 70
 DRAWN BY: Tracy Rhodes
 Date: 04/15/11
 Scale: 1=4
 REV. DATE: 02/08/23
 REV. BY: TDR
 REV. DESCRIPTION: 2 REMOVED CHOICE FOR SPECIFIC HAND SWING ARM

BILL OF MATERIAL

MOD-214-3101R/L-X

ITEM	QTY	CTM PART NUMBER	PART DESCRIPTION
	1	ASS-214-3101R/L-X	TAMP ASSEMBLY w/ TRANSITION PLATE
⑤	1	ASS-214-0105M	TAMP VALVE BANK ASSEMBLY
	1	PM-AH1000	AIR ASSIST TUBING x 12" LONG
	5	PM-PF1010	1/4 TUBE to 1/4 MALE CONNECTOR
	2	PM-PF1020	3/8 TUBE to 1/4 NPT MALE CONNECTOR
	1	PM-PF1105	1/8 NPT FEMALE to 1/4 NPT MALE BUSHING
	1	PM-PF1169	1/4 TUBE to 1/8 NPT MALE HOSE BARB ELBOW
	1	PM-PT1070	1/4" OD SMC TUBING x 40" LONG
	1	PM-PT1080	3/8" OD SMC TUBING x 36" LONG

REV 2



⑤ VALVE BANK ASSEMBLY
SCALE: 2"=1'-0"

BILL OF MATERIAL

ASS-214-3101R/L-X

ITEM	QTY	CTM PART NUMBER	PART DESCRIPTION
①	1	MP-214-0207	TAMP TRANSITION PLATE
②	1	ASS-200-X126	5/7.5/10 TENSION BRUSH ASSEMBLY
③	1	ASS-214-3102R/L-X	5/7.5/10 CLR. LABEL. TAMP PEEL EDGE ASSY.
④	1	ASS-200-0431	LRD 6300 CLEAR LABEL SENSOR
	6	PM-FASH429075	SHCS, #10-32 x 5/8" Lg. SS

THIS DRAWING AND DESIGN IS THE PROPERTY OF CTM INTEGRATION INC. AND MAY NOT BE REPRODUCED IN WHOLE OR IN PART WITHOUT THE WRITTEN PERMISSION OF CTM INTEGRATION INC.

APPLICATOR SERIES: 360 APPLICATOR WIDTH(S): 5"/7.5"/10" GROUP: TAMP ASSEMBLY

TITLE: TAMP CLEAR LABEL PEEL EDGE ASSEMBLY w/ TRANSITION PLATE Dept. Code 70

REV. 2 REV. DESCRIPTION: UPDATED VALVE BANK MOUNTING REV. DATE: 05/11/23 REV. BY: TDR Scale: 1=3 Date: 06/14/97 DRAWN BY: BOB S. F:\Engineering\Standard Parts\Appliator\360 SERIES\360a\MOD\ASS-214-3101RL-X

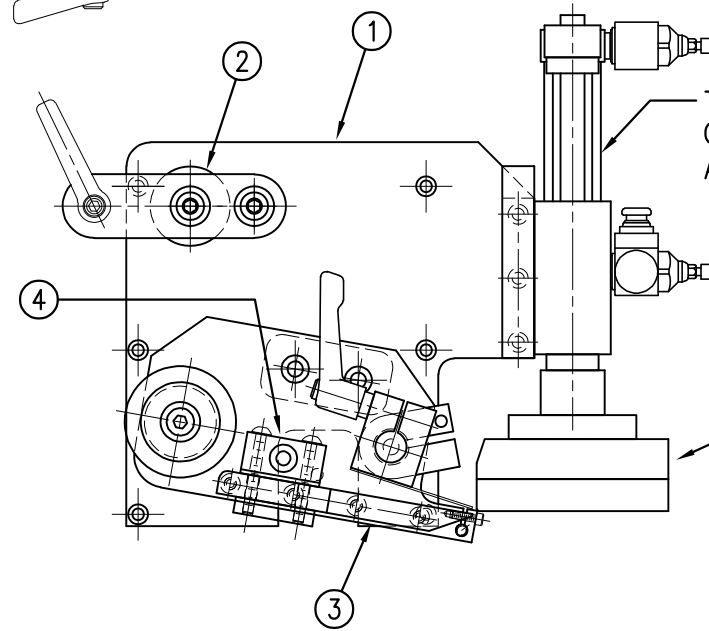
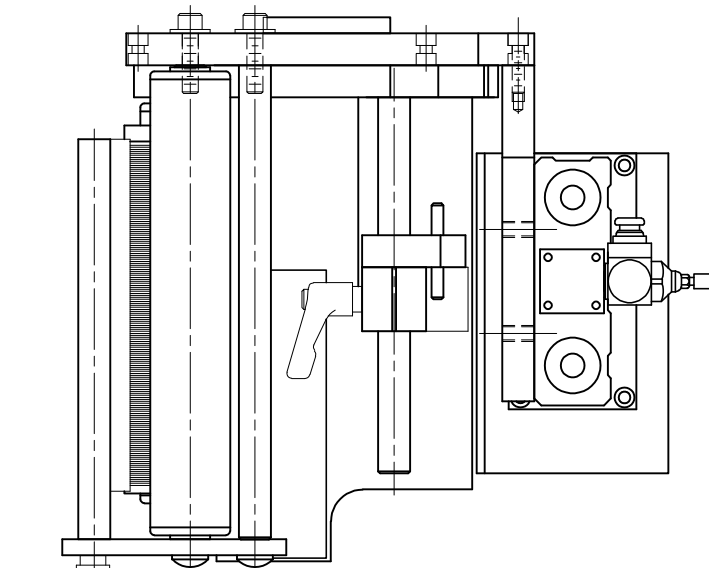
RH & LH ASSEMBLIES AVAILABLE
-RH ASSEMBLY SHOWN-

MOD-214-3101R/L-X

ASS-214-3101R/L-X

5" WIDE -3101R/L-5

7.5" WIDE -3101R/L-7



TAMP STROKE IS JOB SPECIFIC
ORDER TAMP SLIDE SEPARATELY
ASS-214-0103R/L-X

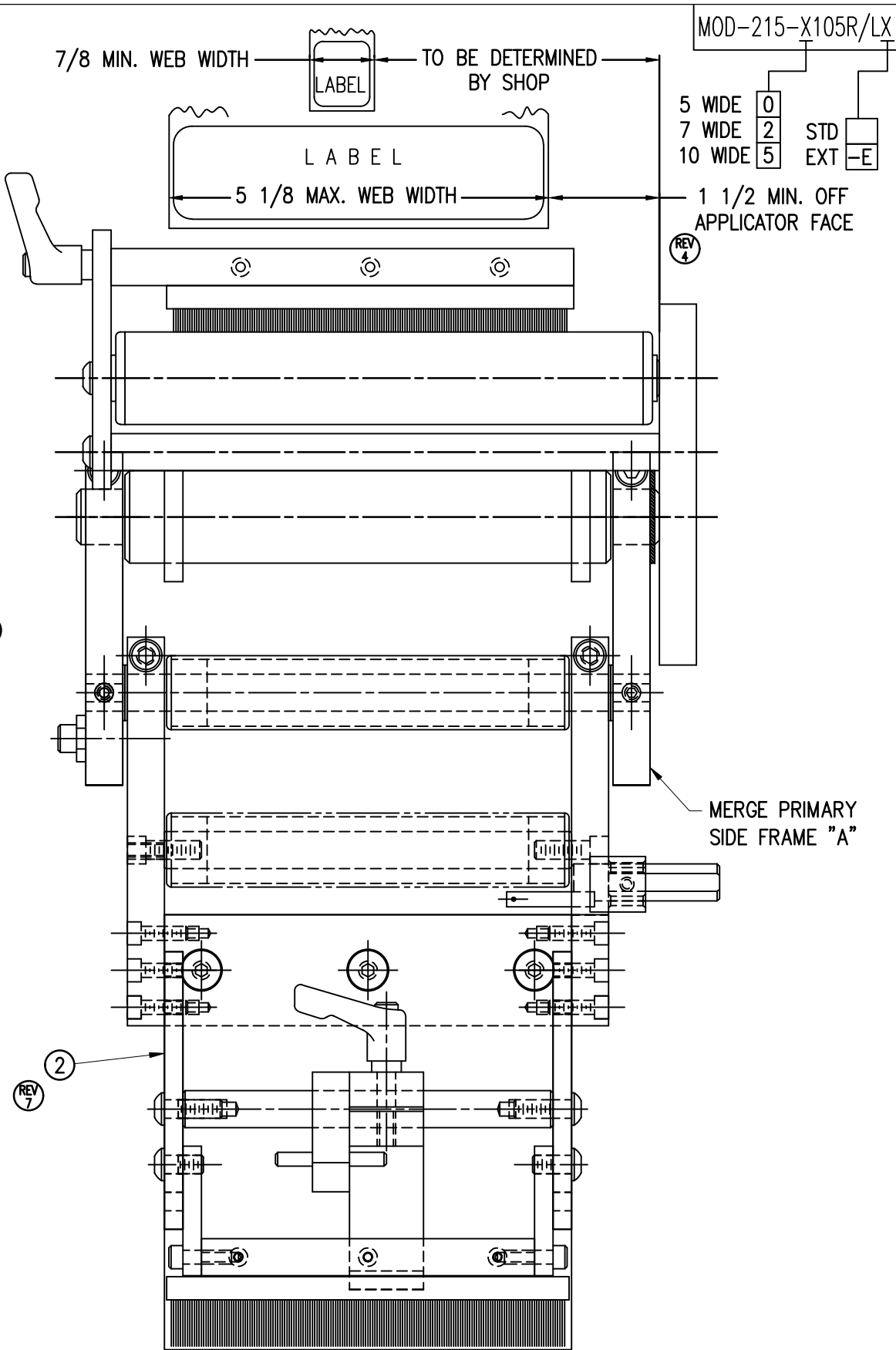
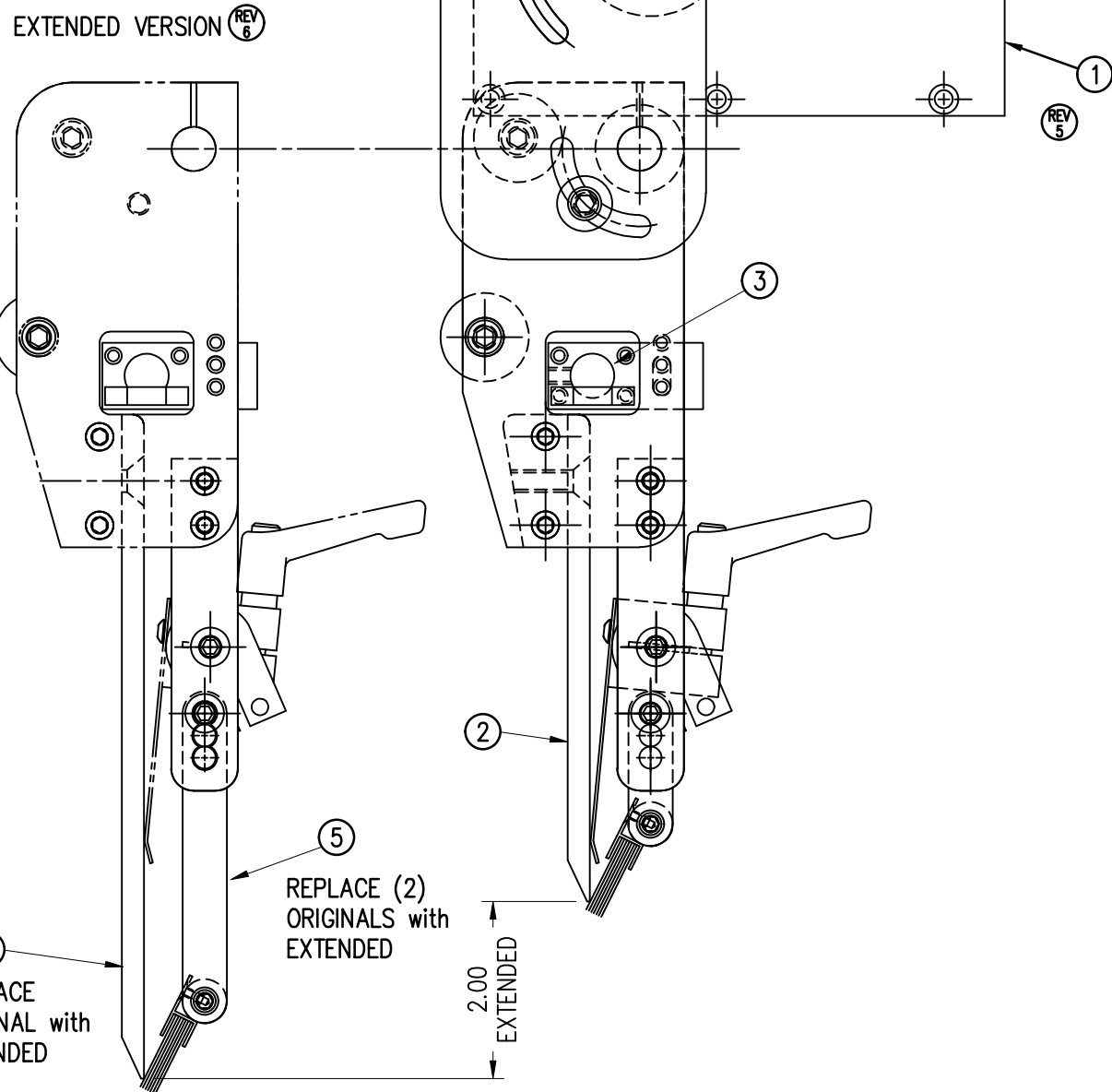
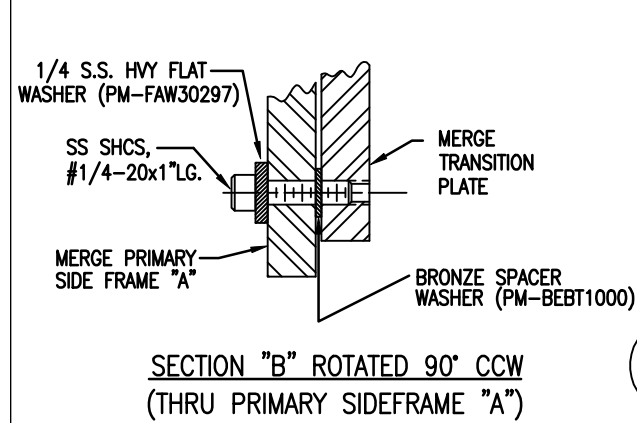
PAD & MANIFOLD
JOB SPECIFIC
(ORDER SEPARATELY)



BILL OF MATERIAL			
MOD-215-X105R/L			
ITEM	QTY	CTM PART NUMBER	PART DESCRIPTION
①	1	SAS-215-X105BR	MERGE NOSE MOUNTING ASSEMBLY - RH
	1	SAS-215-X105BL	MERGE NOSE MOUNTING ASSEMBLY - LH
②	1	SAS-215-X105AR	MERGE NOSE ASSEMBLY - RH
	1	SAS-215-X105AL	MERGE NOSE ASSEMBLY - LH
③	1	ASS-211-0108-2	FIBER OPTIC LABEL SENSOR ASSEMBLY with 2" MOUNTING ROD
	6	PM-FASH429075	SS SHCS, #10-32 x 5/8" LG.

RH & LH MODULES AVAILABLE
-RH MODULE SHOWN-

BILL OF MATERIAL			
MOD-215-X105R/L-E			
ITEM	QTY	CTM PART NUMBER	PART DESCRIPTION
	1	MOD-215-X105R/L	MERGE NOSE ASSEMBLY
④	-1	MP-215-X214	MERGE PEEL EDGE
	1	MP-215-X214E	MERGE EXTENDED PEEL EDGE
⑤	-2	MP-215-0218	MERGE BRUSH SUPPORT ARM
	2	MP-215-0218E	MERGE BRUSH SUPPORT ARM EXTENDED



THIS DRAWING AND DESIGN IS THE PROPERTY OF CTM INTEGRATION INC. AND MAY NOT BE REPRODUCED IN WHOLE OR IN PART WITHOUT THE WRITTEN PERMISSION OF CTM INTEGRATION INC.

APPLICATOR SERIES: 360
APPLICATOR WIDTH(S): 5"/7.5"/10"
REV. DESCRIPTION: 7 COMBINED A&O PARTS; CHANGED TO BHCS

TITLE: STANDARD NOSE ASSEMBLY WITH TRANSITION PLATE
REV. BY: BTW
REV. DATE: 04/29/20

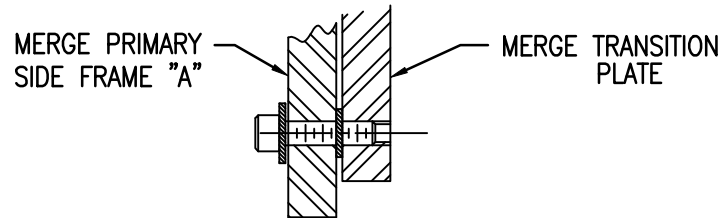
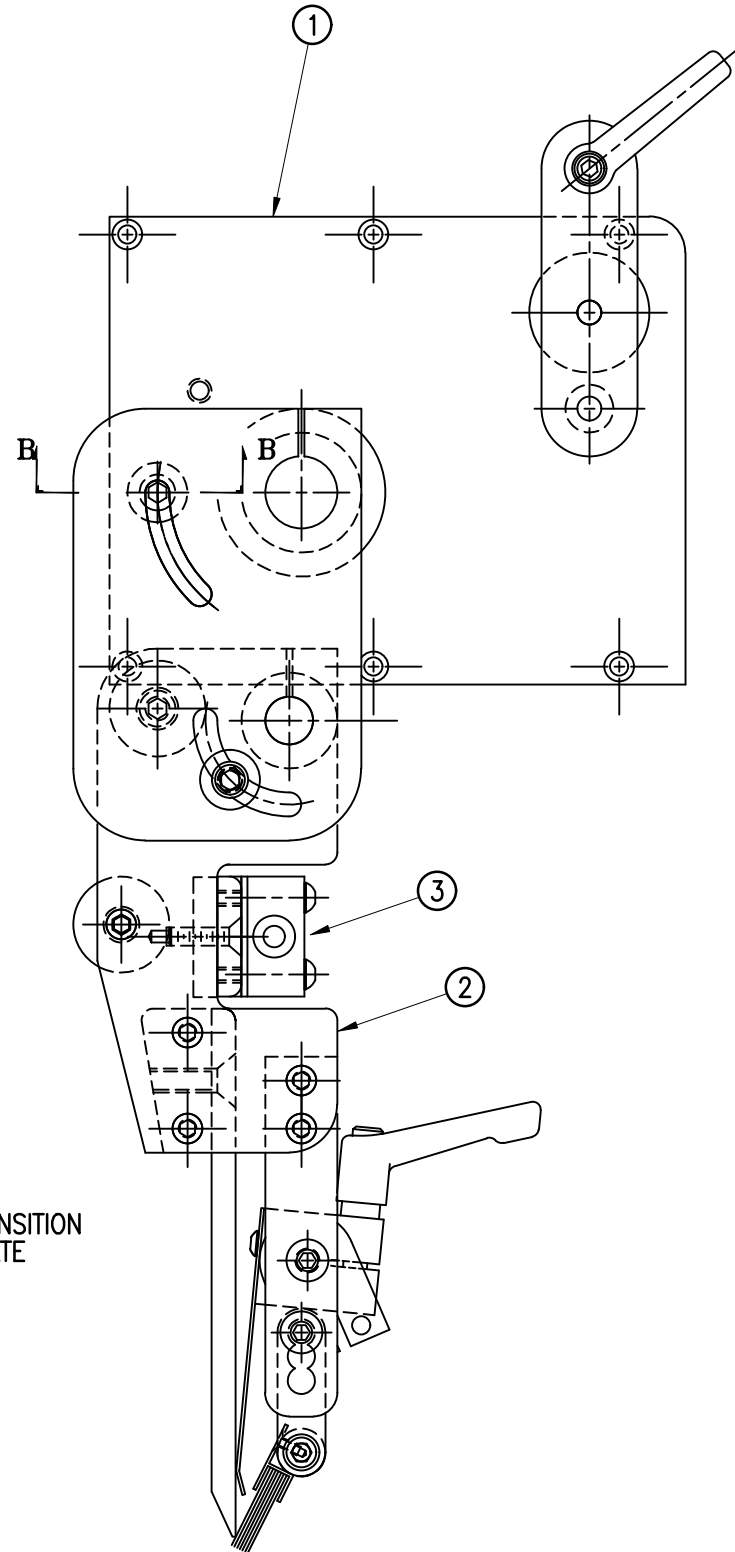
Scale: 1=2
Date: 02/11/00
DRAWN BY: BOB S.

MOD-215-X105R/LX
Dept. Code 70
F:\Engineering\Standard Parts\Applcator\360 SERIES\360a\MOD-215-X105RLX

BILL OF MATERIAL

MOD-215-3101R/L-X

ITEM	QTY	CTM PART NUMBER	PART DESCRIPTION
①	1	SAS-215-X105BR	MERGE NOSE MOUNTING ASSEMBLY RH
	1	SAS-215-X105BL	MERGE NOSE MOUNTING ASSEMBLY LH
②	1	SAS-215-3101R-X	MERGE CLEAR LABEL NOSE ASSEMBLY RH
	1	SAS-215-3101L-X	MERGE CLEAR LABEL NOSE ASSEMBLY LH
③	1	ASS-200-0431	LRD 6300 CLEAR LABEL SENSOR ASSY

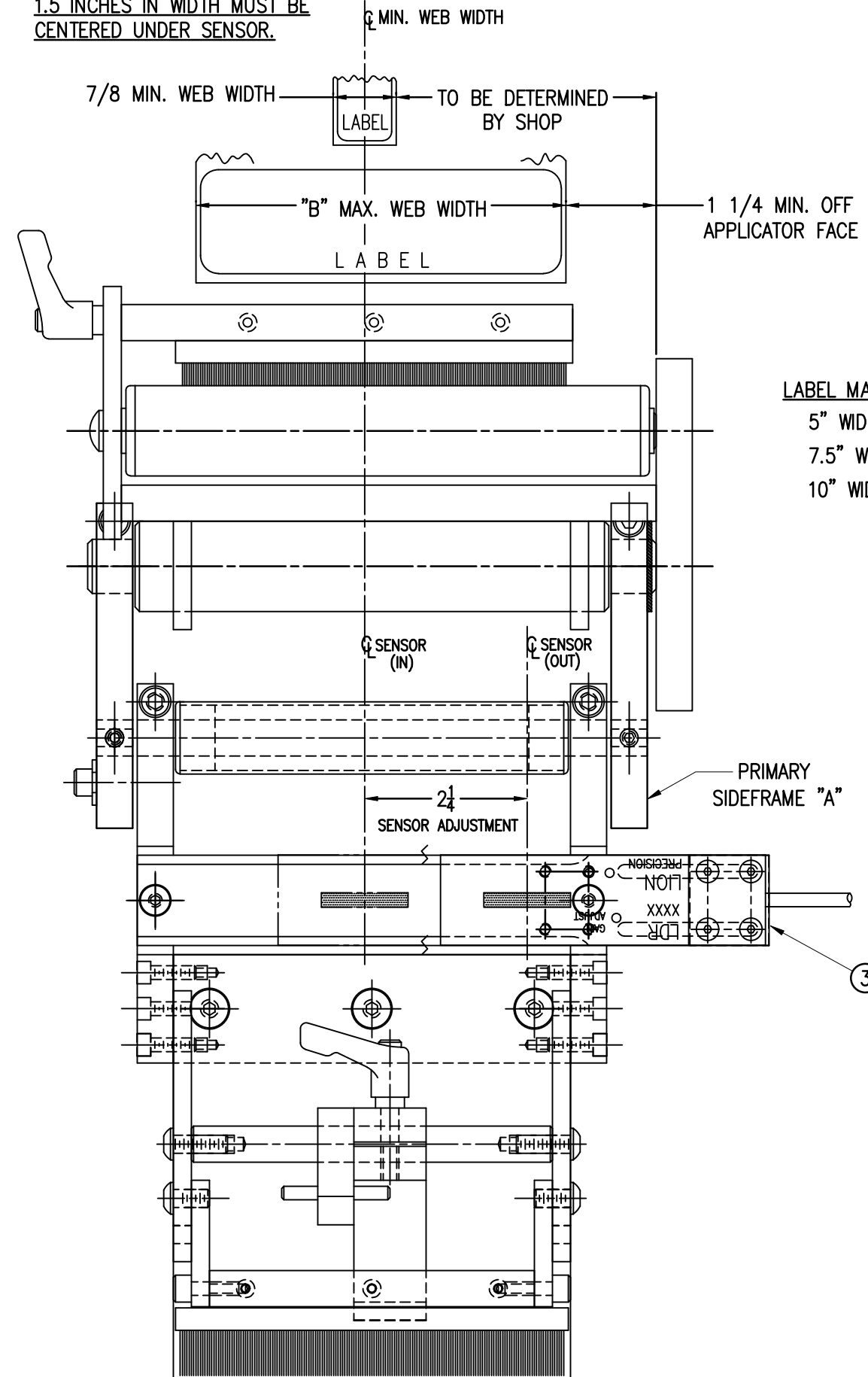


SECTION "B" ROTATED 90° CCW
(THRU PRIMARY SIDEFRAME "A")

RH & LH MODULES AVAILABLE
-RH MODULE SHOWN-

MOD-215-3101R/L-X	
5" WIDE	-3101R/L-5
7.5" WIDE	-3101R/L-7
10" WIDE	-3101R/L-10

LABELS MEASURING LESS THAN 1.5 INCHES IN WIDTH MUST BE CENTERED UNDER SENSOR.

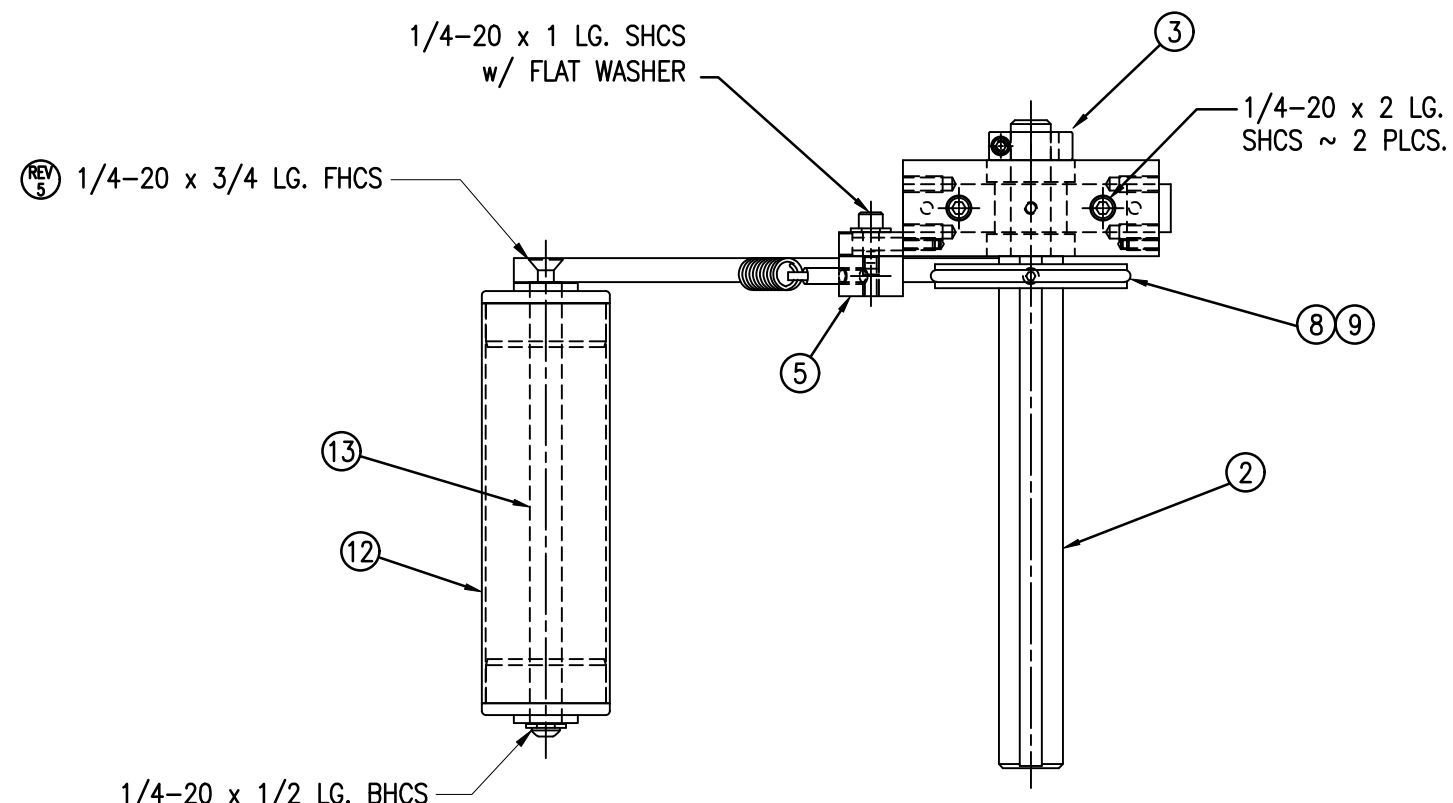


LABEL MAX. WIDTH ("B" DIM.)
 5" WIDE: "B" = 5-1/8"
 7.5" WIDE: "B" = 7-5/8"
 10" WIDE: "B" = 10-1/8"

THIS DRAWING AND DESIGN IS THE PROPERTY OF CTM INTEGRATION INC. AND MAY NOT BE REPRODUCED IN WHOLE OR IN PART WITHOUT THE WRITTEN PERMISSION OF CTM INTEGRATION INC.

APPLICATOR SERIES: 360	APPLICATOR WIDTH(S): 5"/7.5"/10"	GROUP: MERGE	REV. DATE: 06/23/20	REV. BY: TDR	SCALE: 1=2	DATE: 02/11/00	DRAWN BY: BOB S.	REV. DESCRIPTION: 5 REMOVED THE NUT PLATE. WAS ALREADY PART OF SHELF ASSY.	TITLE: CLEAR LABEL NOSE ASSEMBLY WITH TRANSITION PLATE	Dept. Code: 70	F:\Engineering\Standard Parts\Applcator\360 SERIES\360a\MOD\MOD-215-3101RL-X
------------------------	----------------------------------	--------------	---------------------	--------------	------------	----------------	------------------	--	--	----------------	--





BILL OF MATERIAL			
SAS-200-X121L			
ITEM	QTY	CTM PART NUMBER	PART DESCRIPTION
①	1	ASS-200-0134	UNWIND BLOCK ASSEMBLY
②	1	MP-200-X210	5"/7.5" UNWIND SHAFT
③	1	PM-C01015	LOCK COLLAR
④	1	MP-200-0203	SPRING MOUNTING BRACKET
⑤	1	MP-200-0201	SPRING TENSION BLOCK
⑥	1	PM-FASP30437	TENSION SPRING
⑦	1	PM-FASP30500	SPRING ANCHOR
⑧	1	MP-200-0204	BRAKE HUB
⑨	1	PM-OR1007	O-RING, BUNA-N
⑩	1	PM-BEBF1015	FLANGED BUSHING
⑪	2	PM-BE1266	3/8" ϕ THRUST BEARING
	1	ASS-200-X131	5"/7.5" DANCER ROLLER w/ SHAFT - consisting of the following parts -
⑫	(1)	SAS-200-X131	5"/7.5" DANCER ROLLER w/ END CAPS
⑬	(1)	MP-200-X205	5"/7.5" DANCER ROLLER SHAFT
⑭	1	MP-200-0202	12" DANCER ARM
⑮	1	MP-200-0209	UNWIND BLOCK MOUNT
⑯	1	PM-FASB10045	3/8" ϕ x 1" Lg. SS SHOULDER BOLT
⑰	1	PM-FASS48061	5/16"-18 x 1/2" Lg. SS SET SCREW w/CUP
⑱	2	PM-FADP0930	DOWEL PIN, 3/16" ϕ x 1/2" Lg.
	1	PM-FAW30955	5/8" ID x 7/8 OD GRAY FIBER WASHER

SAS-200-X121L

5" WIDE -0121L

7.5" WIDE -2121L

THIS DRAWING AND DESIGN IS THE PROPERTY OF CTM INTEGRATION INC. AND MAY NOT BE REPRODUCED IN WHOLE OR IN PART WITHOUT THE WRITTEN PERMISSION OF CTM INTEGRATION INC.

APPLICATOR SERIES: 360

REV. DESCRIPTION: 5 REMOVED LOCTITE FROM DANCER ROLLER

APPLICATOR WIDTH(S): 5"/7.5"

GROUP: UNWIND ASSEMBLY

REV. DATE: 02/22/22

REV. BY: TDR

SCALE: 1=3

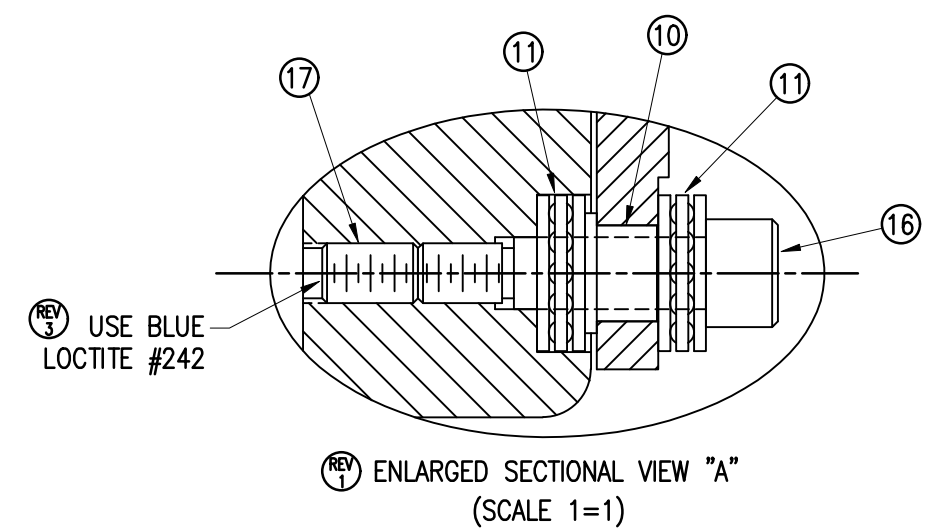
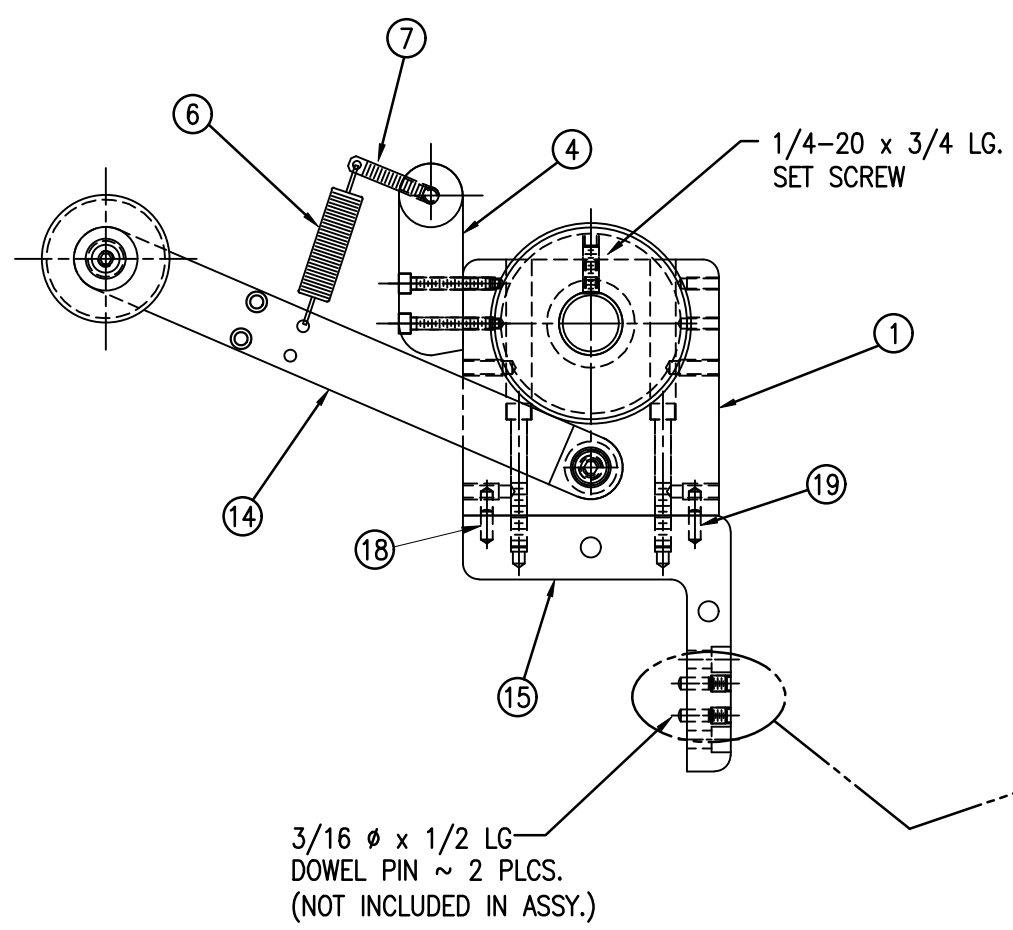
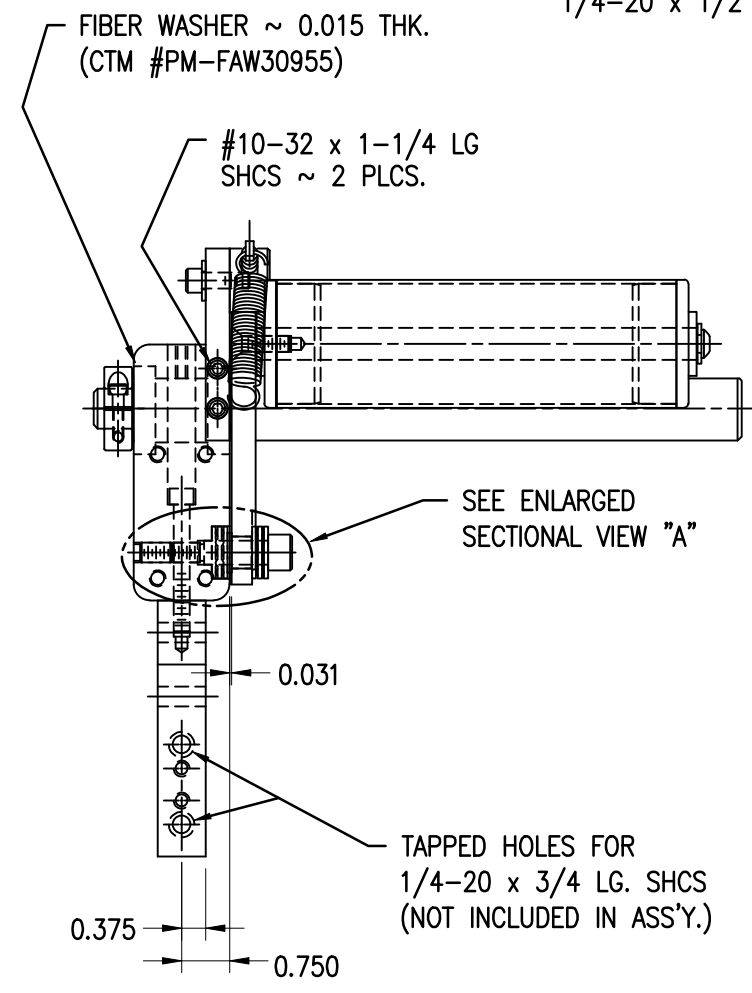
DATE: 06/02/98

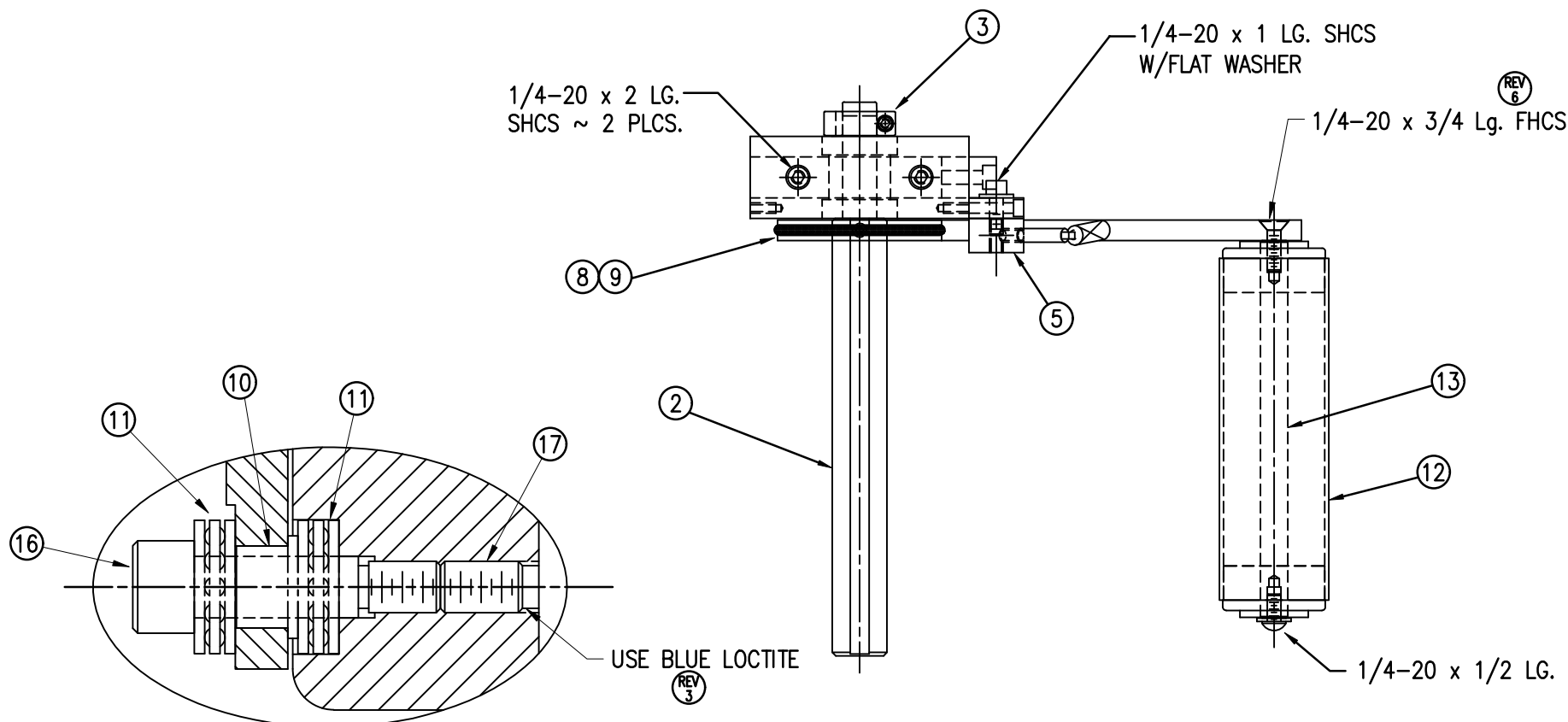
DRAWN BY: BOB S.

TITLE: LH 12" UNWIND ASSEMBLY

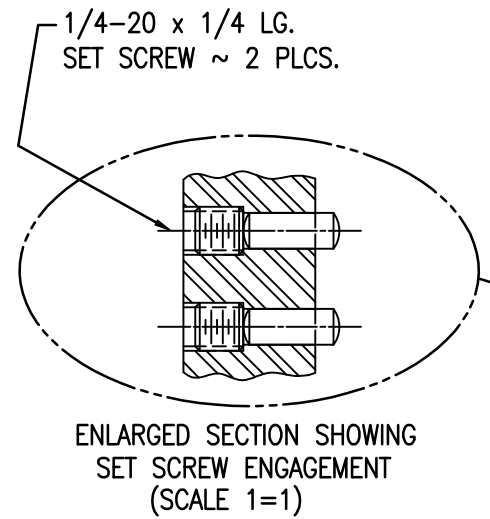
Dept. Code: 70

F:\Engineering\Standard Parts\Applcator\360 SERIES\360a\SAS\SAS-200-X121L

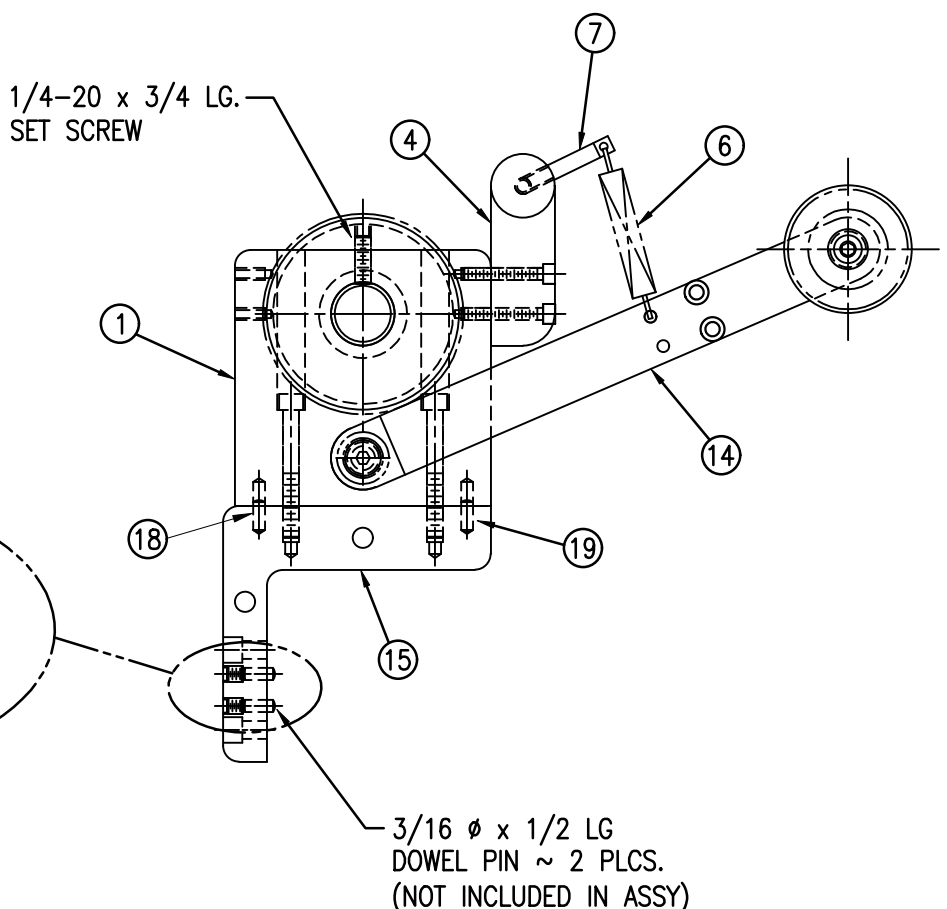




REV 1 ENLARGED SECTIONAL VIEW "A"
(SCALE 1=1)



ENLARGED SECTION SHOWING
SET SCREW ENGAGEMENT
(SCALE 1=1)

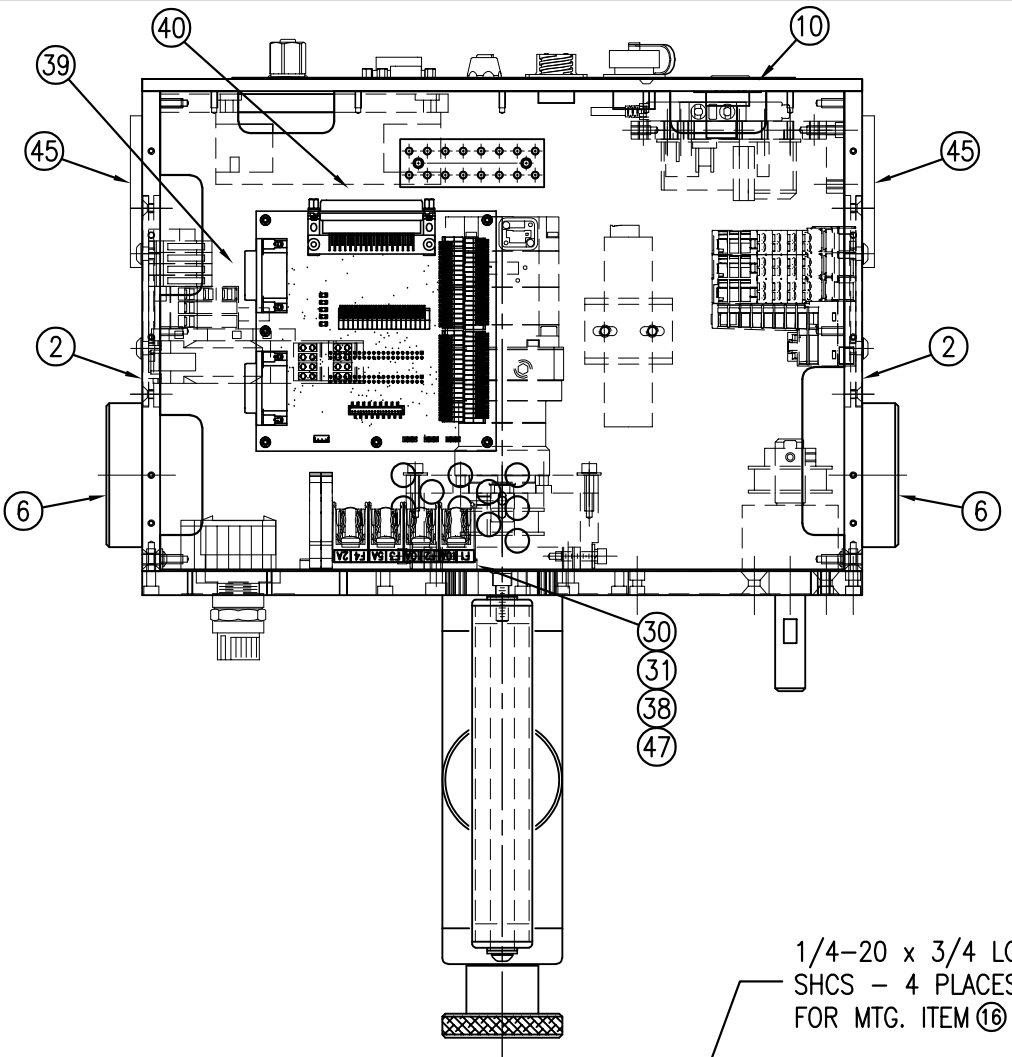


BILL OF MATERIAL			
SAS-200-X121R			
ITEM	QTY	CTM PART NUMBER	PART DESCRIPTION
①	1	ASS-200-0134	UNWIND BLOCK ASSEMBLY
②	1	MP-200-X210	5"/7.5" UNWIND SHAFT
③	1	PM-C01015	LOCK COLLAR
④	1	MP-200-0203	SPRING MOUNTING BRACKET
⑤	1	MP-200-0201	SPRING TENSION BLOCK
⑥	1	PM-FASP30437	TENSION SPRING
⑦	1	PM-FASP30500	SPRING ANCHOR
⑧	1	MP-200-0204	BRAKE HUB
⑨	1	PM-OR1007	O-RING, BUNA-N
⑩	1	PM-BEBF1015	FLANGED BUSHING
⑪	2	PM-BE1266	3/8" ø THRUST BEARING
⑫	1	ASS-200-X131	5"/7.5" DANCER ROLLER w/ SHAFT - consisting of the following parts -
⑬	(1)	SAS-200-X131	5"/7.5" DANCER ROLLER w/ END CAPS
⑭	(1)	MP-200-X205	5"/7.5" DANCER ROLLER SHAFT
⑮	1	MP-200-0202	12" DANCER ARM
⑯	1	MP-200-0209	UNWIND BLOCK MOUNT
⑰	1	PM-FASB10045	3/8" ø x 1" Lg. SS SHOULDER BOLT
⑱	1	PM-FASS48061	5/16"-18 x 1/2" Lg. SS SET SCREW w/CUP
⑲	2	PM-FADP0930	DOWEL PIN, 3/16" ø x 1/2" Lg.
⑲	1	PM-FAW30955	5/8" ID x 7/8 OD GRAY FIBER WASHER

REV 5 SAS-200-X121R
5" WIDE -0121R
7.5" WIDE -2121R

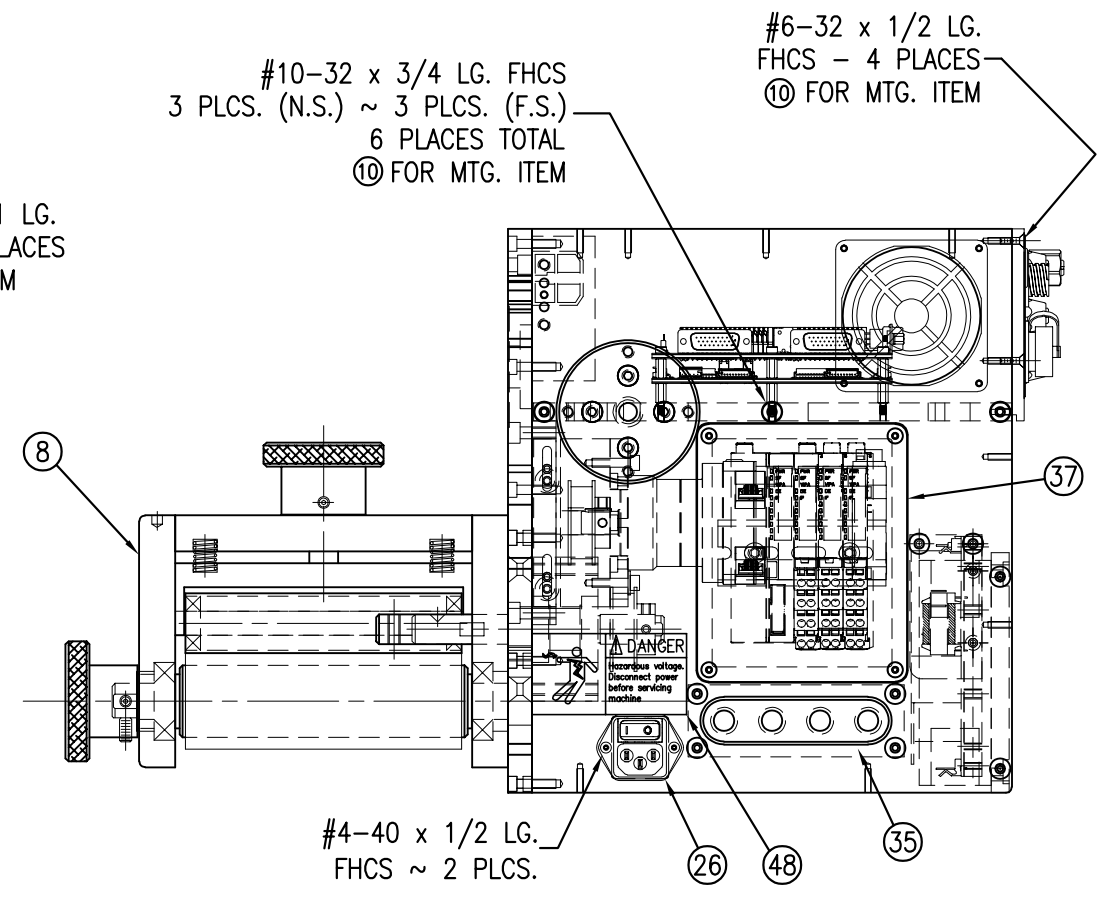
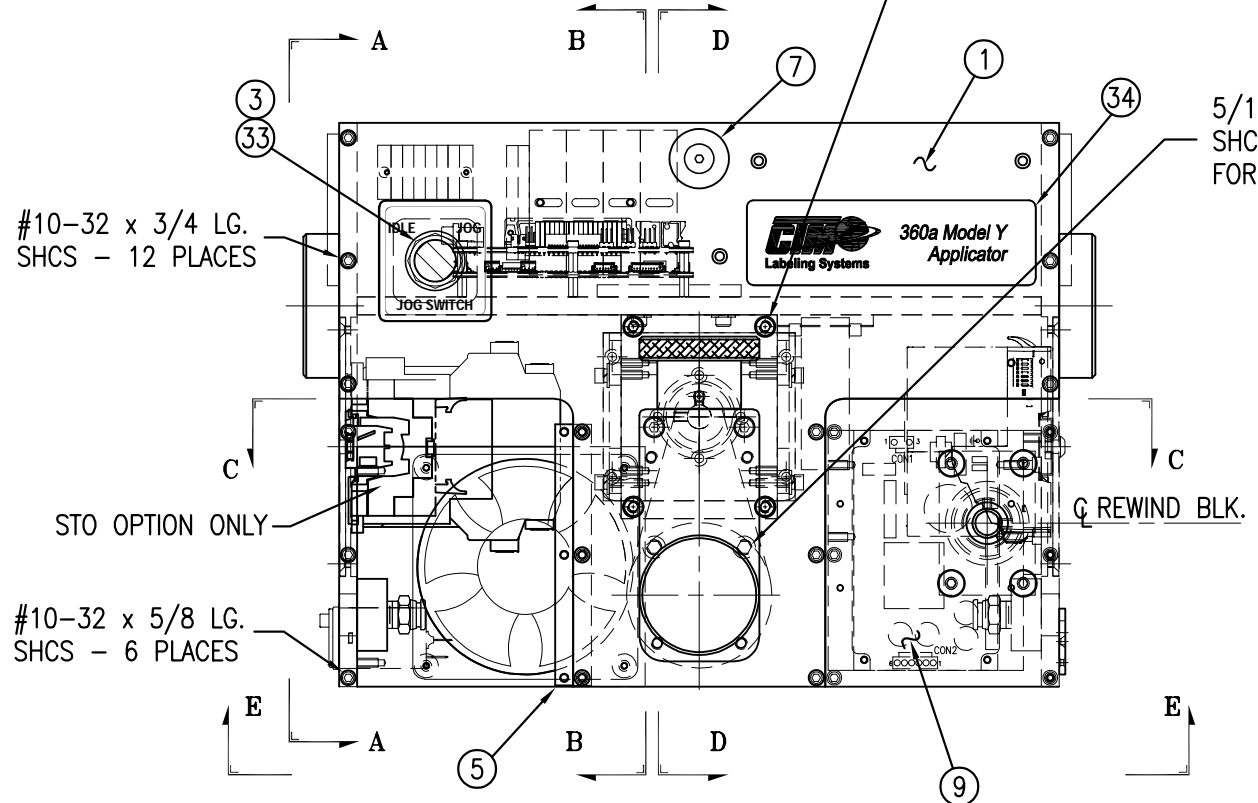
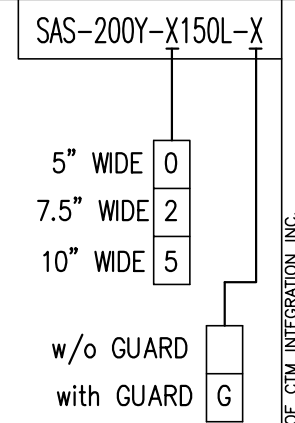
Dept. Code 70
F:\Engineering\Standard Parts\Appliator\360 SERIES\360a\SAS\SAS-200-X121R
Fiber Washer ~ 0.015 THK. (CTM #PM-FAW30955)
#10-32 x 1-1/4 LG SHCS ~ 2 PLCS.
SEE ENLARGED SECTIONAL VIEW "A"
TAPPED HOLES FOR 1/4-20 x 3/4 LG. SHCS (NOT INCLUDED IN ASS'Y.)
REV. DATE 02/22/22
REV. BY TDR
Scale: 1=3
Date: 06/02/98
DRAWN BY: BOB S.
TITLE: RH 12" UNWIND ASSEMBLY
REV. DESCRIPTION 6 REMOVED LOCTITE FROM DANCER ROLLER
APPLICATOR SERIES: 360
APPLICATOR WIDTH(S): 5"/7.5"
THIS DRAWING AND DESIGN IS THE PROPERTY OF CTM INTEGRATION INC. AND MAY NOT BE REPRODUCED IN WHOLE OR IN PART WITHOUT THE WRITTEN PERMISSION OF CTM INTEGRATION INC.





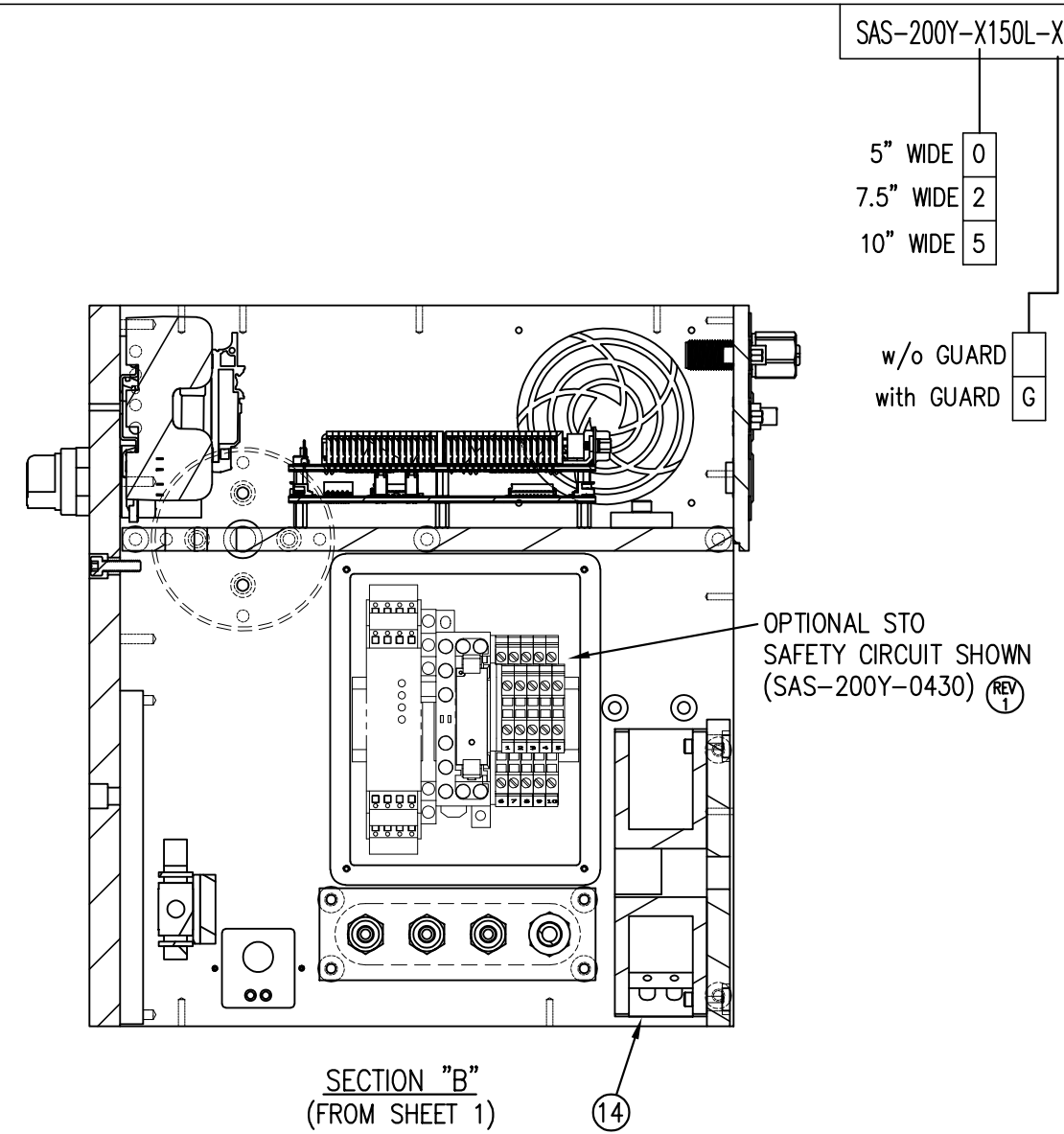
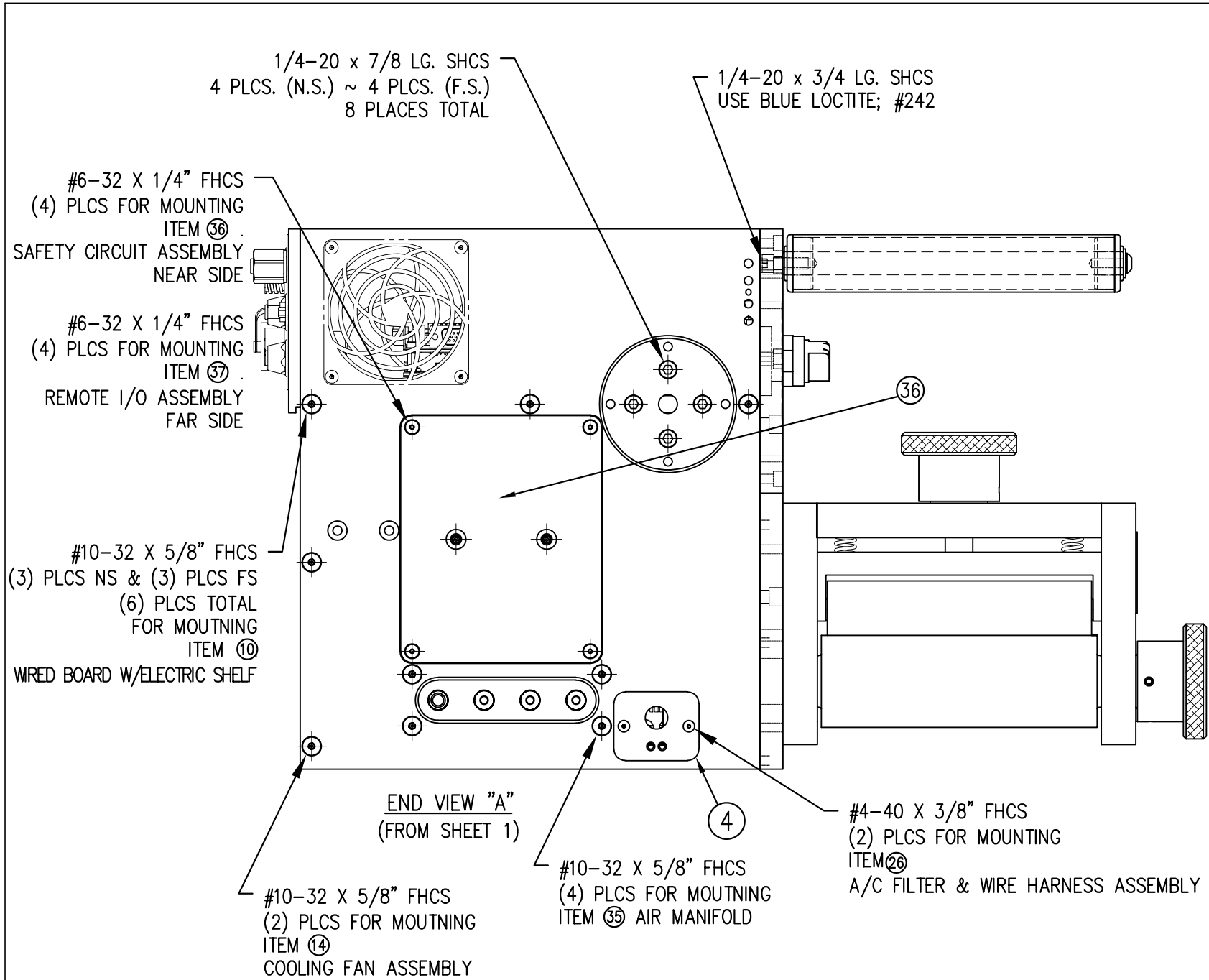
BILL OF MATERIAL			
SAS-200Y-X150L-X			
ITEM	QTY	CTM PART NUMBER	PART DESCRIPTION
1	1	MP-200-0260	T-PLATE
2	2	MP-200Y-0258	HOUSING RIGHT/LEFT SIDE FRAME
3	1	ASS-200Y-0451	JOG SWITCH ASSEMBLY
4	1	MP-200Y-0248	LABEL SENSOR ACCESS COVER
5	2	MP-200-0251	TIE PLATE
6	2	MP-200-0273	U-ARM MOUNT
7	1	ASS-200-X135	5/7.5/10 TENSION ROLLER
8	1	ASS-200-X129	5/7.5/10 NIP DRIVE ROLL ASSEMBLY
9	1	ASS-200-X129-G	5/7.5/10 NIP DRIVE ROLL ASS'Y (FOR NIP GUARD)
10	1	ASS-200-0145L	REWIND BEARING BLOCK w/ TRANSITION PLATE
11	1	ASS-200Y-0123-S	WIRED BOARD w/ ELECTRIC SHELF
12	1	ASS-200-0143	SLIP CLUTCH ASSEMBLY
13	1	ASS-200Y-0453	SERVO MOTOR ASSEMBLY FOR NIP DRIVE
14	1	ASS-200Y-0410	POWER SUPPLY ASSEMBLY w/ WIRE HARNESS
15	1	SAS-200A-0454	COOLING FAN ASSEMBLY
16	1	PM-BELT1023	TIMING BELT
17	1	PM-BELT1018	TIMING BELT
18	1	PM-C01020	3/4" ID LOCK COLAR
19	1	MP-200-0233	DRIVE PULLEY
20	1	PE-FAN1091	COOLING FAN CORD SET
21	1	PM-BE1232	THRUST BEARING
22	1	MP-200-0229	CLUTCH SPRING KEEPER
23	1	PM-FASP30540	COMPRESSION SPRING
24	1	PM-CL1010	LEATHER CLUTCH PAD
25	1	ASS-200-0450	BANNER LABEL SENSOR
26	1	PE-200Y-0411	POWER SUPPLY HARNESS ASSEMBLY
27	1	ASS-200Y-0407	A/C FILTER & WIRE HARNESS ASSEMBLY
28	1	PE-200-0414	WIRE HARNESS - VACUUM FAN
29	1	PE-EN9055	1/2" SS HOLE PLUG

BILL OF MATERIAL			
SAS-200Y-X150L-X			
ITEM	QTY	CTM PART NUMBER	PART DESCRIPTION
29	10	PM-FAW30277	1/4" FLAT WASHERS
30	2	PM-FABH31100	#8-32 x 1/4 LG SS BHCS
31	2	PM-FAW30214	#8 ID x .438" OD ZINC PLATED FLAT WASHER
32	1	PM-FAKS30520	3/16" SQ x 1/2" Lg. KEYSTOCK
33	1	PM-LB1037	JOG SWITCH LABEL
34	1	PM-LB1039	CTM LOGO LABEL 360a MODEL Y
35	1	SAS-200a-0124	AIR MANIFOLD ASSEMBLY FOR 360a
36	1	MP-200Y-0201	SAFETY CIRCUIT SERVICE PANEL
37	1	ASS-200Y-0431	REMOTE I/O ASSEMBLY w/ SERVICE PANEL
38	1	CP-200Y-0290	DIN RAIL FOR FUSES
39	1	PE-CA3002	CN1 CABLE ASSEMBLY, 0.5M LG
40	1	PE-CA3007	CN13 CABLE ASSEMBLY, 0.5M LG
41	1	ASS-200YT-0406	SERVO MOTOR POWER CABLE ASS'Y w/o BRAKE
42	1	PE-238YT-0405	SERVO MOTOR FEEDBACK CABLE ASSEMBLY
43	1	PE-CA2476	3' ETHERNET CABLE, STRAIGHT TO DOWN
44	3	PE-CA2477	1' ETHERNET CABLE, STRAIGHT TO DOWN
45	2	PE-FAN1120	80mm PLASTIC FAN GUARD
46	1	ASS-200Y-0406	ETHERNET SWITCH POWER HARNESS ASSEMBLY
47	1	ASS-200Y-0408	AC FUSE AND TERMINAL BLOCK ASSEMBLY
48	1	PM-WL1055	VOLTAGE WARNING LABEL



SHEET LEGEND	
BILL OF MAT'L	SHEET 1 of 4
END VIEW "A"	SHEET 2 of 4
SECTION "B"	SHEET 2 of 4
SECTION "C"	SHEET 3 of 4
BOTT. VIEW "E"	SHEET 3 of 4
SECTION "D"	SHEET 4 of 4
ENLARGED VIEW "E"	SHEET 3 of 4
ENLARGED SEC. "J"	SHEET 4 of 4

THIS DRAWING AND DESIGN IS THE PROPERTY OF CTM INTEGRATION INC. AND MAY NOT BE REPRODUCED IN WHOLE OR IN PART WITHOUT THE WRITTEN PERMISSION OF CTM INTEGRATION INC.
 APPLICATOR SERIES: 360
 APPLICATOR WIDTH(S): 5" / 7.5" / 10"
 REV. DATE: 04/13/23
 REV. BY: TDR
 SCALE: 1=4
 DATE: 9/19/22
 DRAWN BY: B. TALBOT/T. TULLIS
 F:\Engineering\Standard Parts\Applcator\360 SERIES\360Y\SAS\SAS-200Y-X150L-X-Xs
 Dept. Code: 70
 TITLE: 5/7.5/10 LH CORE UNIT for STD. REWIND (Sht 1 of 4)
 REV. DESCRIPTION: 5 ITEM 36: REMOVED ASS-200Y-0430 & REPLACED WITH MP-200Y-0201



NOTE:
 ITEM 37 ON SAME SIDE AS ETHERNET SWITCH
 ITEM 36 ON SAME SIDE AS PCB BOARD

SHEET LEGEND	
BILL OF MAT'L	SHEET 1 of 4
END VIEW "A"	SHEET 2 of 4
SECTION "B"	SHEET 2 of 4
SECTION "C"	SHEET 3 of 4
BOTT. VIEW "E"	SHEET 3 of 4
SECTION "D"	SHEET 4 of 4
ENLARGED VIEW "E"	SHEET 3 of 4
ENLARGED SEC. "J"	SHEET 4 of 4

SAS-200Y-X150L-X

5" WIDE 0
 7.5" WIDE 2
 10" WIDE 5

w/o GUARD 0
 with GUARD G

THIS DRAWING AND DESIGN IS THE PROPERTY OF CTM INTEGRATION INC. AND MAY NOT BE REPRODUCED IN WHOLE OR IN PART WITHOUT THE WRITTEN PERMISSION OF CTM INTEGRATION INC.

APPLICATOR SERIES: 360
 APPLICATOR WIDTH(S): 5/7.5/10

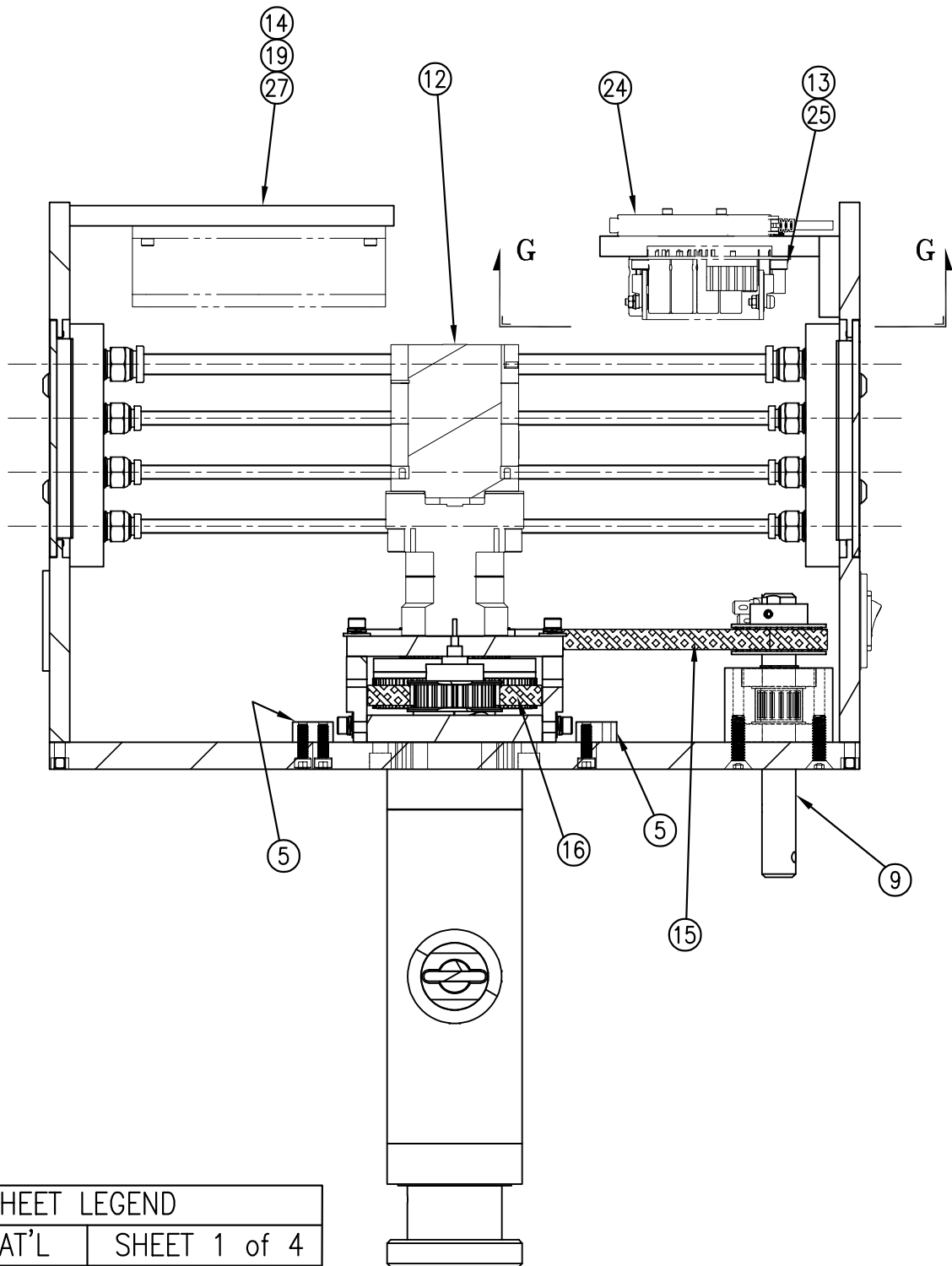
REV. DATE: 04/13/23
 REV. BY: TDR
 SCALE: 1=3

TITLE: 5/7.5/10 LH CORE UNIT for STD. REWIND (Sht 2 of 4)
 DATE: 02/20/23
 DRAWN BY: ANDY SOX

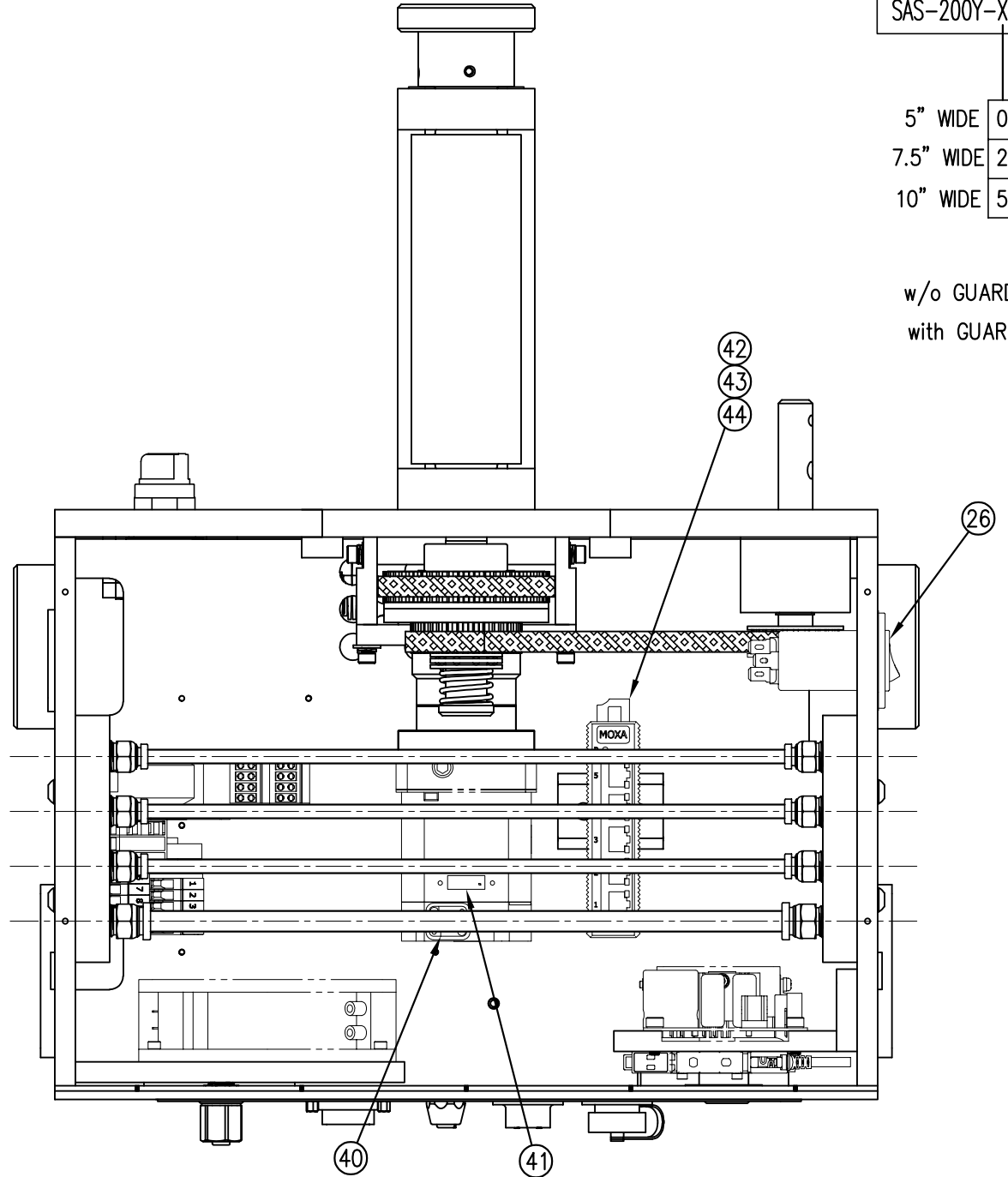
Dept. Code 70
 F:\Engineering\Standard Parts\Appliator\360 SERIES\360Y\SAS\SAS-200Y-X150L-Xs2

REV. DESCRIPTION: 1 CHANGED DRAWING TO MAKE STO AN OPTION

SHEET LEGEND	
BILL OF MAT'L	SHEET 1 of 4
END VIEW "A"	SHEET 2 of 4
SECTION "B"	SHEET 2 of 4
SECTION "C"	SHEET 3 of 4
BOTT. VIEW "E"	SHEET 3 of 4
SECTION "D"	SHEET 4 of 4
ENLARGED VIEW "E"	SHEET 3 of 4
ENLARGED SEC. "J"	SHEET 4 of 4



SECTION "C"
(FROM SHEET 1)



BOTTOM VIEW "E"
(FROM SHEET 1)

SAS-200Y-X150L-X

- 5" WIDE 0
- 7.5" WIDE 2
- 10" WIDE 5

- w/o GUARD
- with GUARD G

THIS DRAWING AND DESIGN IS THE PROPERTY OF CTM INTEGRATION INC. AND MAY NOT BE REPRODUCED IN WHOLE OR IN PART WITHOUT THE WRITTEN PERMISSION OF CTM INTEGRATION INC.		Dept. Code	70
APPLICATOR SERIES:	360	TITLE:	5/7.5/10 LH CORE UNIT for STD. REWIND (Sht 3 of 4)
REV. DATE:	04/17/23	REV. BY:	TDR
REV. DESCRIPTION:	1 REMOVED HIGH SPEED TABULATION	SCALE:	1=3
APPLICATOR WIDTH(S):	5/7.5/10	DATE:	02/20/23
REV. 1	360	DRAWN BY:	ANDY SOX
		F:\Engineering\Standard Parts\Appliator\360 SERIES\	360Y\SAS\SAS-200Y-X150L-Xs3

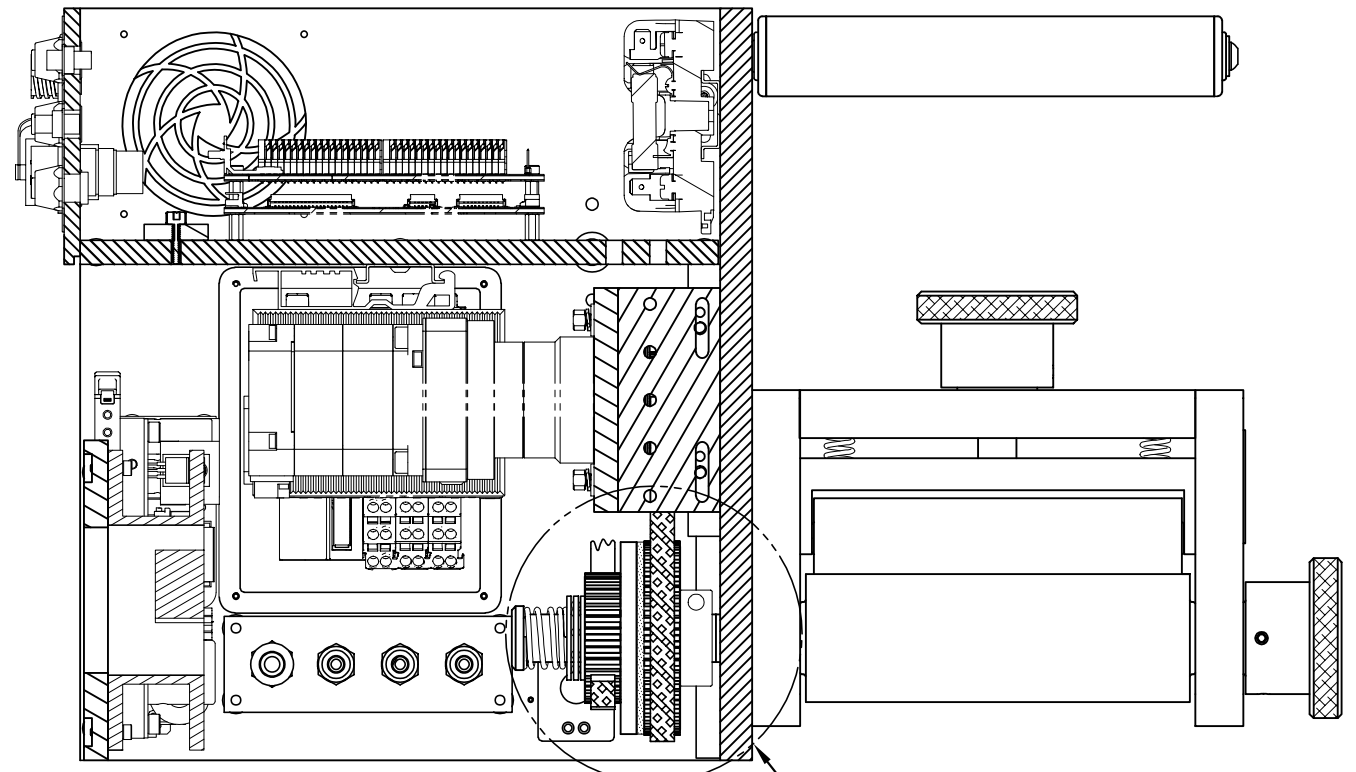


SAS-200Y-X150L-X

5" WIDE 0
 7.5" WIDE 2
 10" WIDE 5

w/o GUARD
 with GUARD G

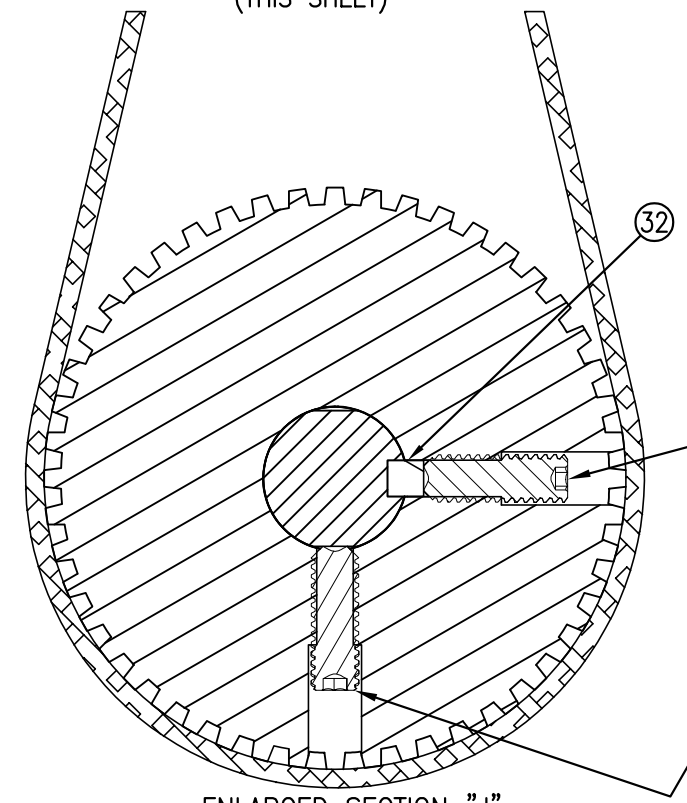
THIS DRAWING AND DESIGN IS THE PROPERTY OF CTM INTEGRATION INC. AND MAY NOT BE REPRODUCED IN WHOLE OR IN PART WITHOUT THE WRITTEN PERMISSION OF CTM INTEGRATION INC.
 APPLICATOR SERIES: 360
 APPLICATOR WIDTH(S): 5/7.5/10
 GROUP: HOUSING
 TITLE: 5/7.5/10 LH CORE UNIT for STD. REWIND (Sht 4 of 4)
 F:\Engineering\Standard Parts\Appliator\360 SERIES\360Y\SAS\SAS-200Y-X150L-Xs4
 REV. DATE: 04/17/23
 REV. BY: TDR
 SCALE: 1=3
 DATE: 02/20/23
 DRAWN BY: ANDY SOX
 Dept. Code: 70



SECTION "D"
 (FROM SHEET 1)

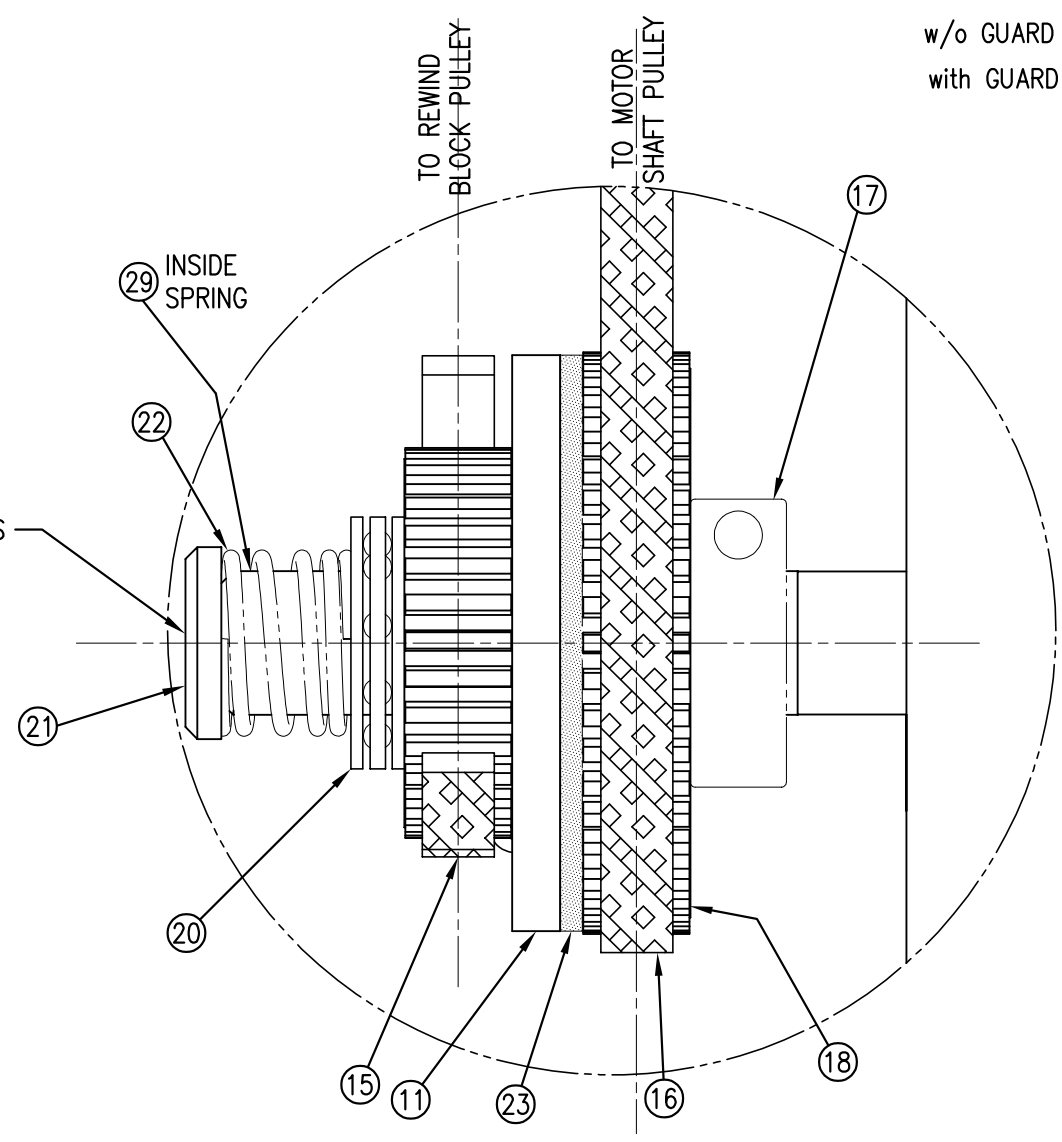
SEE ENLARGED
 VIEW "H"
 (THIS SHEET)

1/4-20 x 1-1/4" LG. SHCS



ENLARGED SECTION "J"
 (FROM THIS SHEET)
 (SCALE: 1=1)

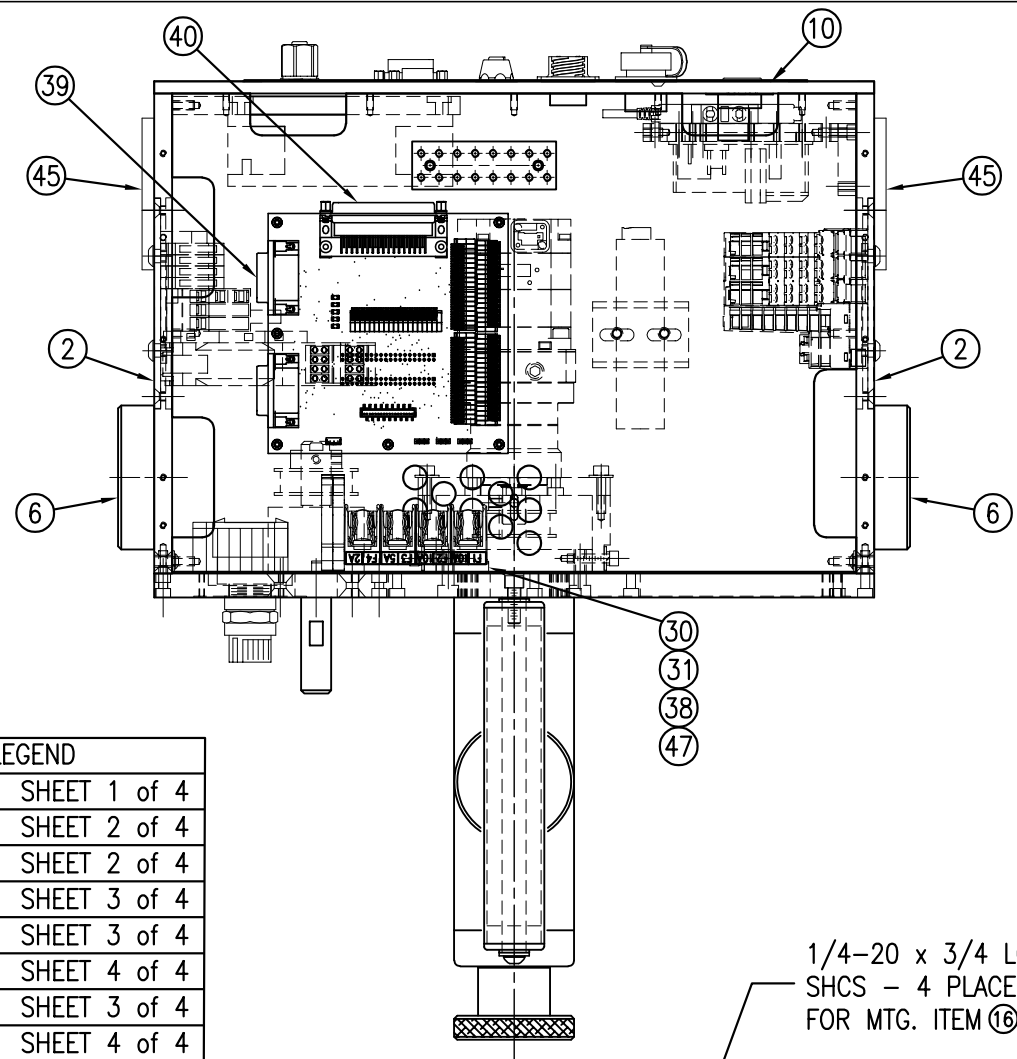
1/4-20 x 3/4" LG.
 SET SCREW
 2 PLACES



ENLARGED VIEW "H"
 (FROM THIS SHEET)
 (SCALE: 1=1)

SHEET LEGEND	
BILL OF MAT'L	SHEET 1 of 4
END VIEW "A"	SHEET 2 of 4
SECTION "B"	SHEET 2 of 4
SECTION "C"	SHEET 3 of 4
BOTT. VIEW "E"	SHEET 3 of 4
SECTION "D"	SHEET 4 of 4
ENLARGED VIEW "E"	SHEET 3 of 4
ENLARGED SEC. "J"	SHEET 4 of 4

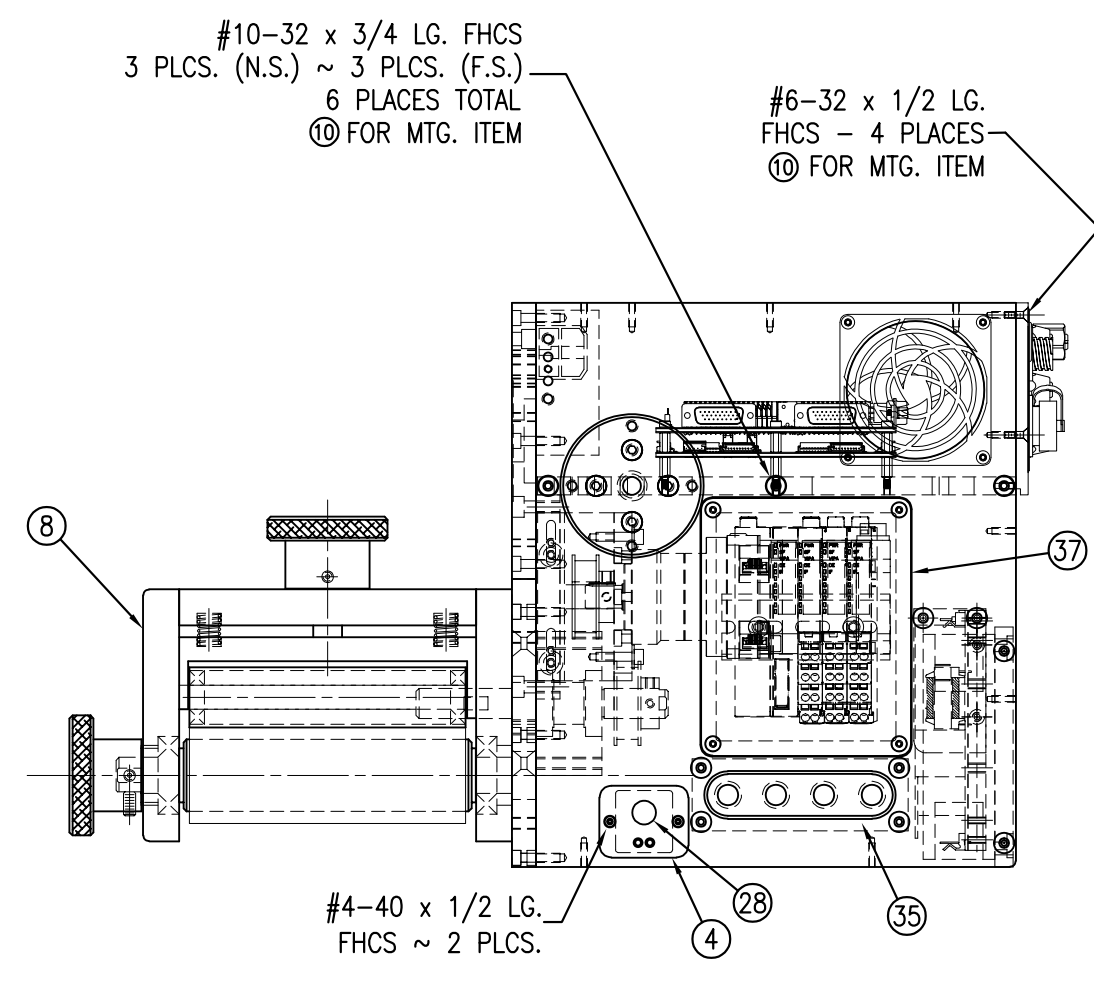
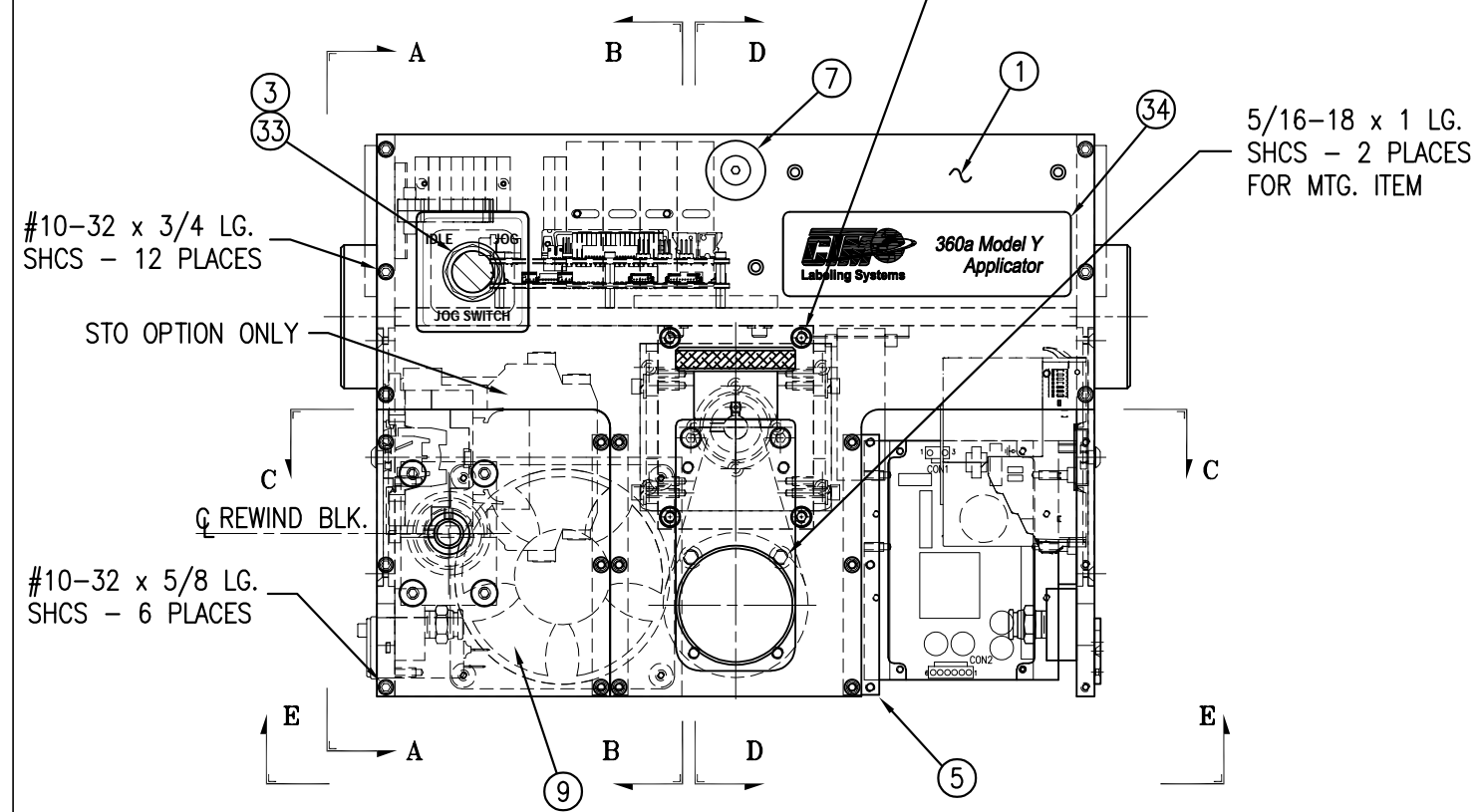
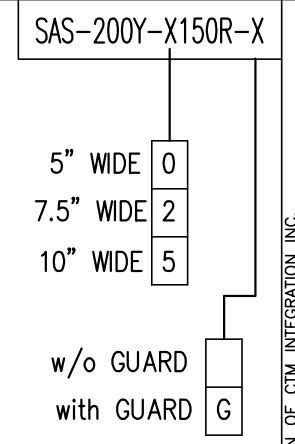




BILL OF MATERIAL			
SAS-200Y-X150R-X			
ITEM	QTY	CTM PART NUMBER	PART DESCRIPTION
1	1	MP-200-0260	T-PLATE
2	2	MP-200Y-0258	HOUSING RIGHT/LEFT SIDE FRAME
3	1	ASS-200Y-0451	JOG SWITCH ASSEMBLY
4	1	MP-200Y-0248	LABEL SENSOR ACCESS COVER
5	2	MP-200-0251	TIE PLATE
6	2	MP-200-0273	U-ARM MOUNT
7	1	ASS-200-X135	5/7.5/10 TENSION ROLLER
8	1	ASS-200-X129	5/7.5/10 NIP DRIVE ROLL ASSEMBLY
9	1	ASS-200-X129-G	5/7.5/10 NIP DRIVE ROLL ASS'Y (FOR NIP GUARD)
10	1	ASS-200-0145R	REWIND BEARING BLOCK w/ TRANSITION PLATE
11	1	ASS-200-0123-S	WIRED BOARD w/ ELECTRIC SHELF
12	1	ASS-200-0143	SLIP CLUTCH ASSEMBLY
13	1	ASS-200Y-0453	SERVO MOTOR ASSEMBLY FOR NIP DRIVE
14	1	ASS-200Y-0410	POWER SUPPLY ASSEMBLY w/ WIRE HARNESS
15	1	SAS-200A-0454	COOLING FAN ASSEMBLY
16	1	PM-BELT1023	TIMING BELT
17	1	PM-BELT1018	TIMING BELT
18	1	PM-CO1020	3/4" ID LOCK COLAR
19	1	MP-200-0233	DRIVE PULLEY
20	1	PE-FAN1091	COOLING FAN CORD SET
21	1	PM-BE1232	THRUST BEARING
22	1	MP-200-0229	CLUTCH SPRING KEEPER
23	1	PM-FASP30540	COMPRESSION SPRING
24	1	PM-CL1010	LEATHER CLUTCH PAD
25	1	ASS-200-0450	BANNER LABEL SENSOR
26	1	PE-200Y-0411	POWER SUPPLY HARNESS ASSEMBLY
27	1	ASS-200Y-0407	A/C FILTER & WIRE HARNESS ASSEMBLY
28	1	PE-200-0414	WIRE HARNESS - VACUUM FAN
29	1	PE-EN9055	1/2" SS HOLE PLUG

BILL OF MATERIAL			
SAS-200Y-X150R-X			
ITEM	QTY	CTM PART NUMBER	PART DESCRIPTION
30	10	PM-FAW30277	1/4" FLAT WASHERS
31	2	PM-FABH31100	#8-32 x 1/4 LG SS BHCS
32	2	PM-FAW30214	#8 ID x .438" OD ZINC PLATED FLAT WASHER
33	1	PM-FAKS30520	3/16" SQ x 1/2" Lg. KEYSTOCK
34	1	PM-LB1037	JOG SWITCH LABEL
35	1	PM-LB1039	CTM LOGO LABEL 360a MODEL Y
36	1	SAS-200a-0124	AIR MANIFOLD ASSEMBLY FOR 360a
37	1	MP-200Y-0201	SAFETY CIRCUIT SERVICE PANEL
38	1	ASS-200Y-0431	REMOTE I/O ASSEMBLY w/ SERVICE PANEL
39	1	CP-200Y-0290	DIN RAIL FOR FUSES
40	1	PE-CA3002	CN1 CABLE ASSEMBLY, 0.5M LG
41	1	PE-CA3007	CN13 CABLE ASSEMBLY, 0.5M LG
42	1	ASS-200YT-0406	SERVO MOTOR POWER CABLE ASS'Y w/o BRAKE
43	1	PE-238YT-0405	SERVO MOTOR FEEDBACK CABLE ASSEMBLY
44	1	PE-CA2476	3' ETHERNET CABLE, STRAIGHT TO DOWN
45	3	PE-CA2477	1' ETHERNET CABLE, STRAIGHT TO DOWN
46	2	PE-FAN1120	80mm PLASTIC FAN GUARD
47	1	ASS-200Y-0406	ETHERNET SWITCH POWER HARNESS ASSEMBLY
48	1	ASS-200Y-0408	AC FUSE AND TERMINAL BLOCK ASSEMBLY
49	1	PM-WL1055	VOLTAGE WARNING LABEL

SHEET LEGEND	
BILL OF MAT'L	SHEET 1 of 4
END VIEW "A"	SHEET 2 of 4
SECTION "B"	SHEET 2 of 4
SECTION "C"	SHEET 3 of 4
BOTT. VIEW "E"	SHEET 3 of 4
SECTION "D"	SHEET 4 of 4
ENLARGED VIEW "E"	SHEET 3 of 4
ENLARGED SEC. "J"	SHEET 4 of 4



THIS DRAWING AND DESIGN IS THE PROPERTY OF CTM INTEGRATION INC. AND MAY NOT BE REPRODUCED IN WHOLE OR IN PART WITHOUT THE WRITTEN PERMISSION OF CTM INTEGRATION INC.
 APPLICATOR SERIES: 360
 APPLICATOR WIDTH(S): 5"/7.5"/10"
 REV. DATE: 04/13/23
 REV. BY: TDR
 SCALE: 1=4
 DATE: 02/20/23
 DRAWN BY: ANDY SOX
 TITLE: 5/7.5/10 RH CORE UNIT for STD. REWIND (Sht 1 of 4)
 Dept. Code: 70
 F:\Engineering\Standard Parts\Applcator\360 SERIES\360Y\SAS\SAS-200Y-X150R-Xs1

REV. DESCRIPTION: 5 ITEM 36: REMOVED ASS-200Y-0430 & REPLACED WITH MP-200Y-0201
 HOUSING

SAS-200Y-X150R-X
Dept. Code 70

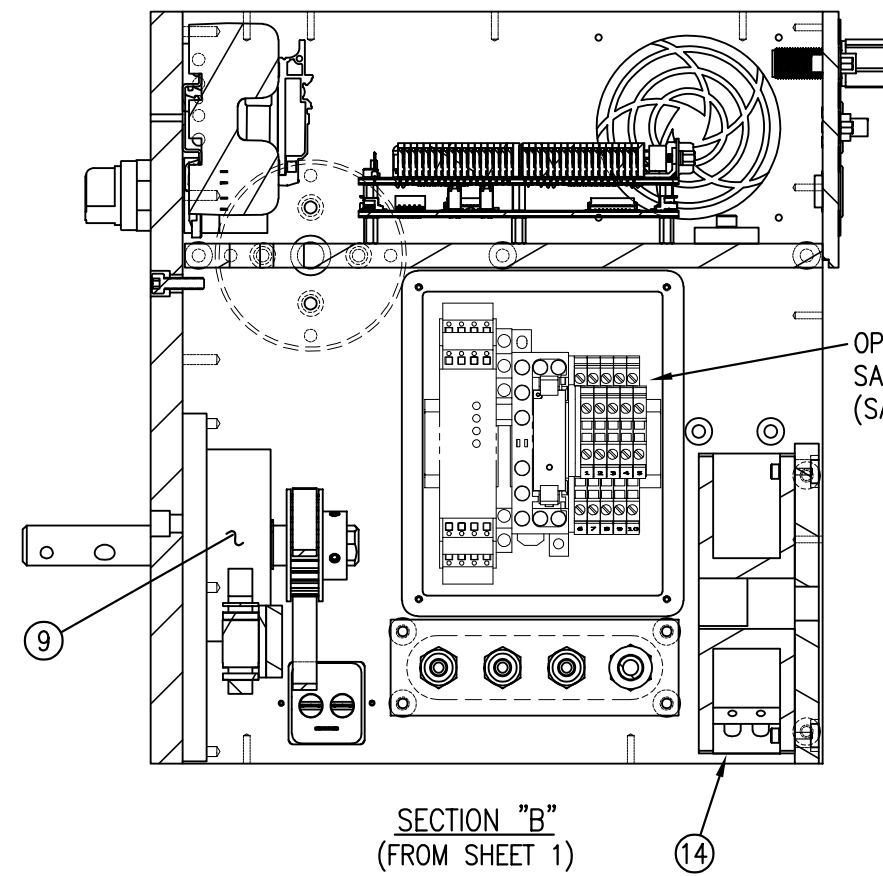
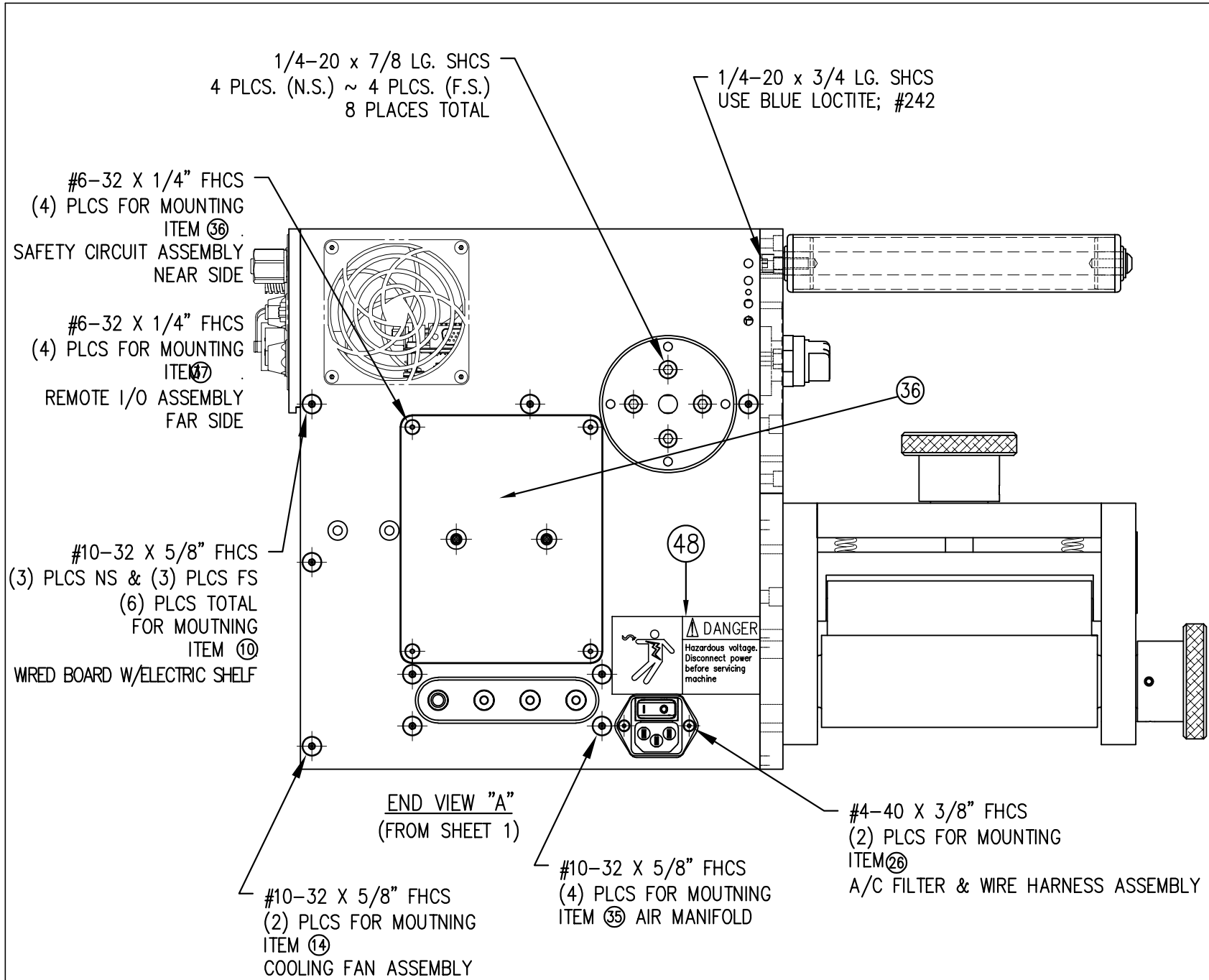
5" WIDE 0
7.5" WIDE 2
10" WIDE 5

w/o GUARD
with GUARD G

OPTIONAL STO SAFETY CIRCUIT SHOWN (SAS-200Y-0430) (REV 2)

THIS DRAWING AND DESIGN IS THE PROPERTY OF CTM INTEGRATION INC. AND MAY NOT BE REPRODUCED IN WHOLE OR IN PART WITHOUT THE WRITTEN PERMISSION OF CTM INTEGRATION INC.

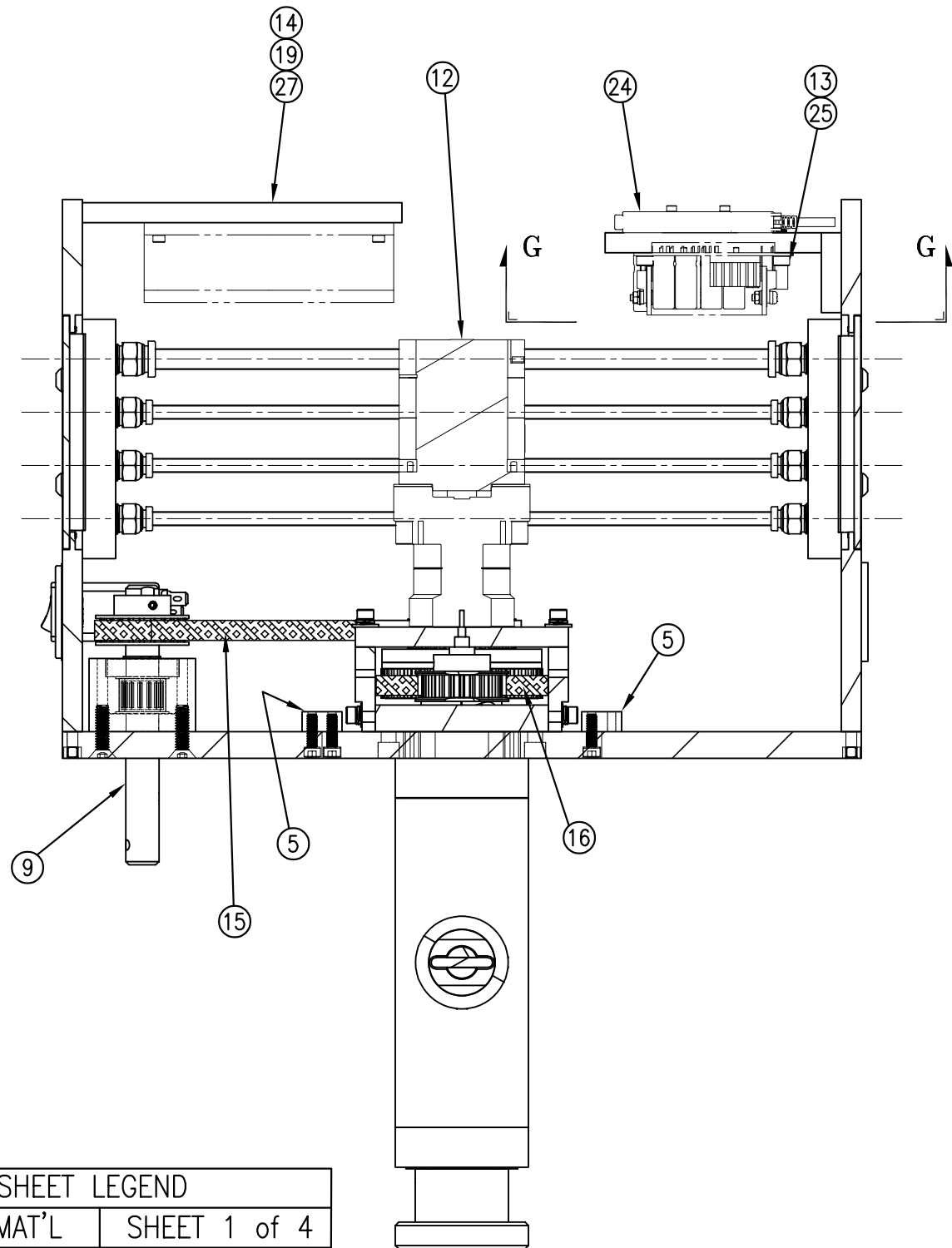
APPLICATOR SERIES: 360
 APPLICATOR WIDTH(S): 5/7.5/10
 TITLE: 5/7.5/10 RH CORE UNIT for STD. REWIND (Sht 2 of 4)
 F:\Engineering\Standard Parts\Applcator\360 SERIES\360Y\SAS\SAS-200Y-X150R-XSZ
 REV. DATE: 04/14/23
 REV. BY: TDR
 SCALE: 1=3
 DATE: 02/20/23
 DRAWN BY: ANDY SOX



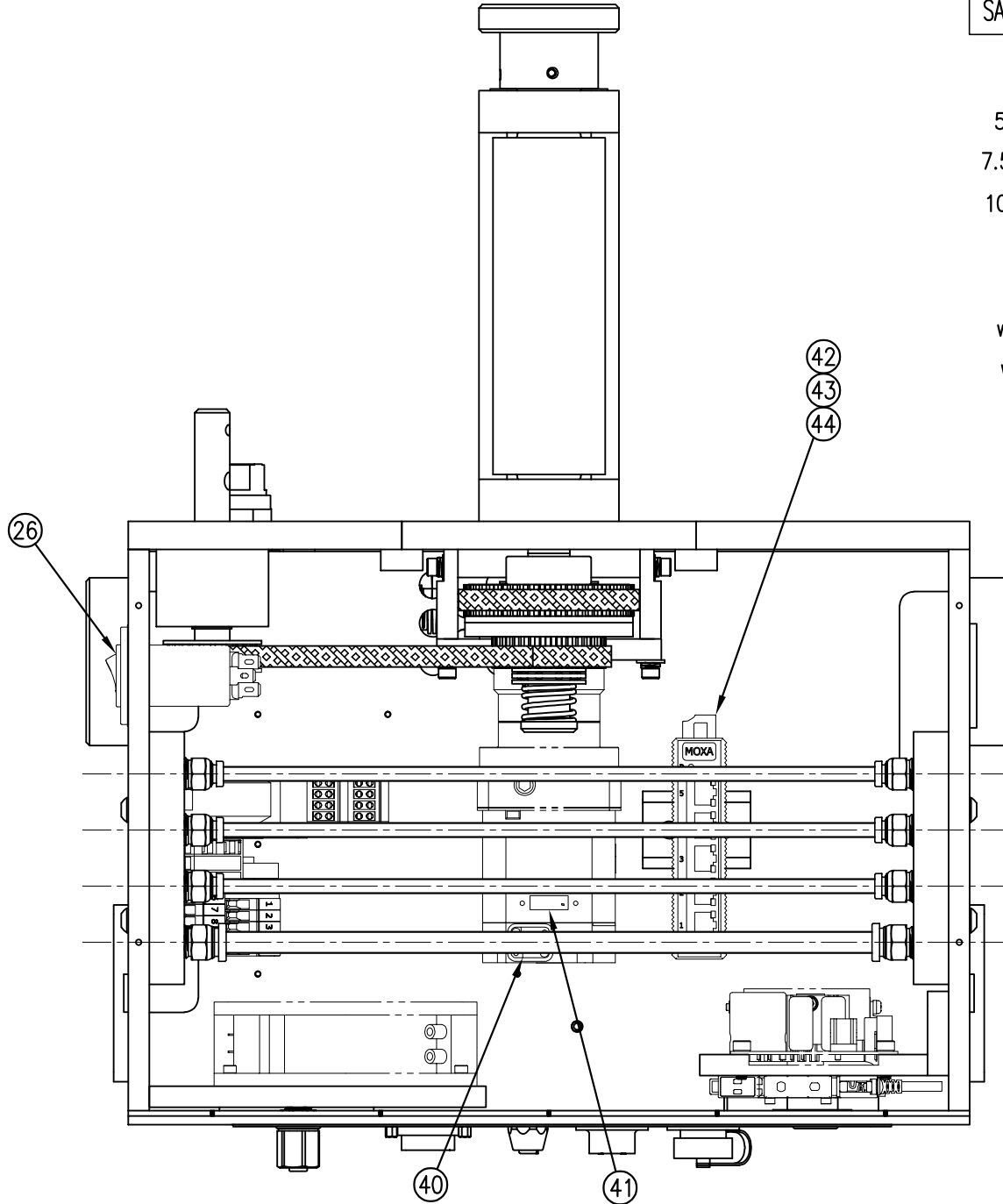
NOTE:
ITEM 37 ON SAME SIDE AS ETHERNET SWITCH
ITEM 36 ON SAME SIDE AS PCB BOARD

SHEET LEGEND	
BILL OF MAT'L	SHEET 1 of 4
END VIEW "A"	SHEET 2 of 4
SECTION "B"	SHEET 2 of 4
SECTION "C"	SHEET 3 of 4
BOTT. VIEW "E"	SHEET 3 of 4
SECTION "D"	SHEET 4 of 4
ENLARGED VIEW "E"	SHEET 3 of 4
ENLARGED SEC. "J"	SHEET 4 of 4





SECTION "C"
(FROM SHEET 1)



BOTTOM VIEW "E"
(FROM SHEET 1)

SAS-200Y-X150R-X

5" WIDE 0
7.5" WIDE 2
10" WIDE 5

w/o GUARD
with GUARD G

THIS DRAWING AND DESIGN IS THE PROPERTY OF CTM INTEGRATION INC. AND MAY NOT BE REPRODUCED IN WHOLE OR IN PART WITHOUT THE WRITTEN PERMISSION OF CTM INTEGRATION INC.		Dept. Code	70
APPLICATOR SERIES: 360	APPLICATOR WIDTH(S): 5/7.5/10	TITLE: 5/7.5/10 RH CORE UNIT for STD. REWIND (Sht 3 of 4)	
REV. DATE: 04/17/23	REV. BY: TDR	Scale: 1=3	Date: 02/20/23
REV. DESCRIPTION: 1 REMOVED HIGH SPEED TABULATION	DRAWN BY: ANDY SOX	F:\Engineering\Standard Parts\Appliator\360 SERIES\360Y\SAS\SAS-200Y-X150R-X63	

SHEET LEGEND	
BILL OF MAT'L	SHEET 1 of 4
END VIEW "A"	SHEET 2 of 4
SECTION "B"	SHEET 2 of 4
SECTION "C"	SHEET 3 of 4
BOTT. VIEW "E"	SHEET 3 of 4
SECTION "D"	SHEET 4 of 4
ENLARGED VIEW "E"	SHEET 3 of 4
ENLARGED SEC. "J"	SHEET 4 of 4

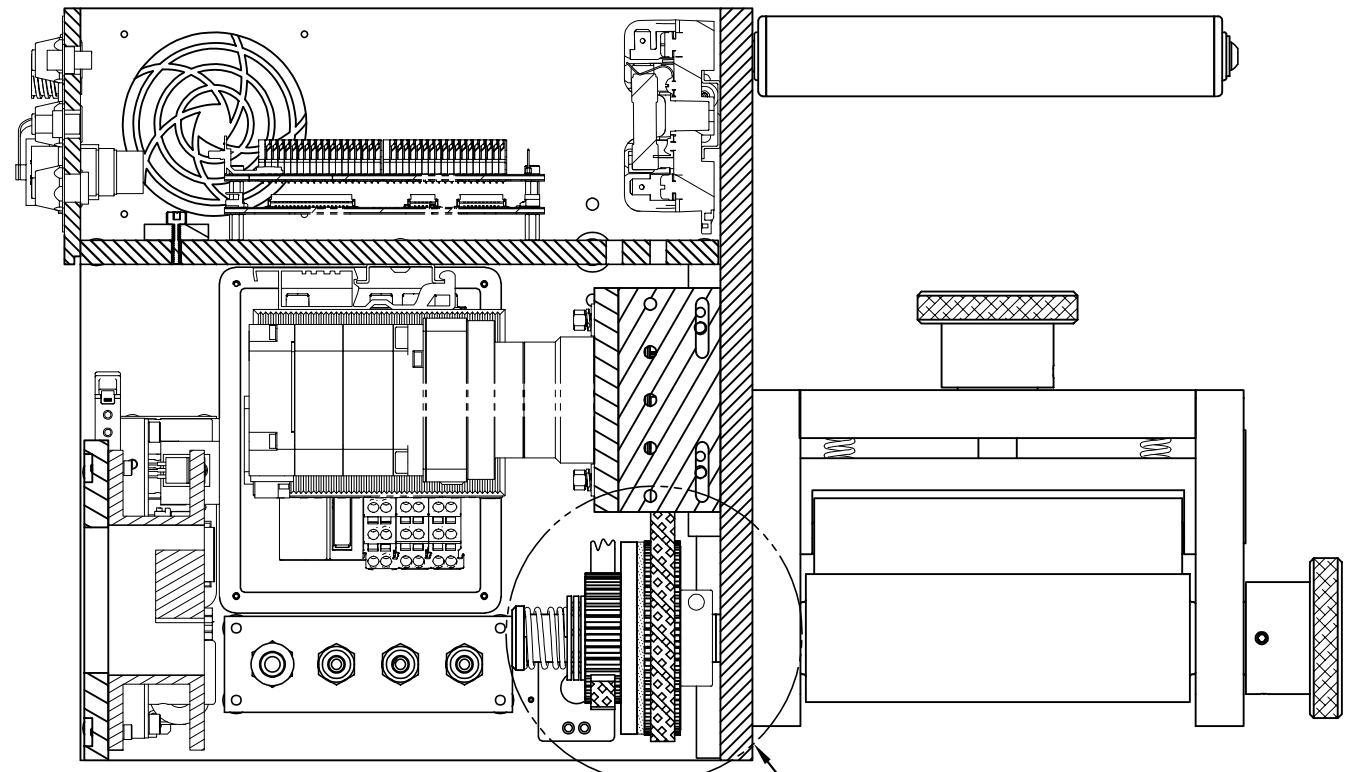


SAS-200Y-X150R-X

5" WIDE 0
 7.5" WIDE 2
 10" WIDE 5

w/o GUARD
 with GUARD G

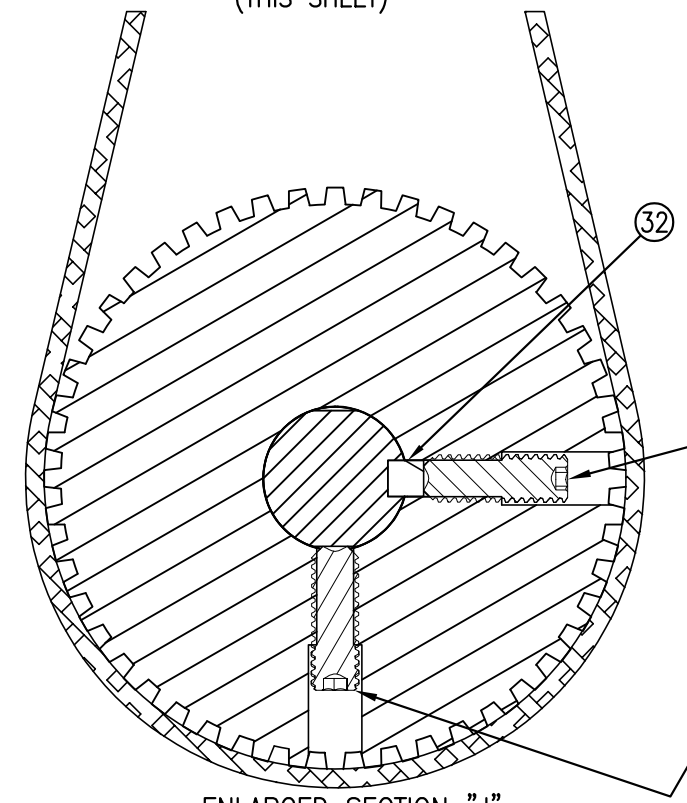
THIS DRAWING AND DESIGN IS THE PROPERTY OF CTM INTEGRATION INC. AND MAY NOT BE REPRODUCED IN WHOLE OR IN PART WITHOUT THE WRITTEN PERMISSION OF CTM INTEGRATION INC.
 APPLICATOR SERIES: 360
 APPLICATOR WIDTH(S): 5/7.5/10
 GROUP: HOUSING
 TITLE: 5/7.5/10 RH CORE UNIT for STD. REWIND (Sht 4 of 4)
 F:\Engineering\Standard Parts\Appliator\360 SERIES\360Y\SAS\SAS-200Y-X150R-XS4
 REV. DATE: 04/17/23
 REV. BY: TDR
 SCALE: 1=3
 DATE: 02/20/23
 DRAWN BY: ANDY SOX
 Dept. Code: 70



SECTION "D"
 (FROM SHEET 1)

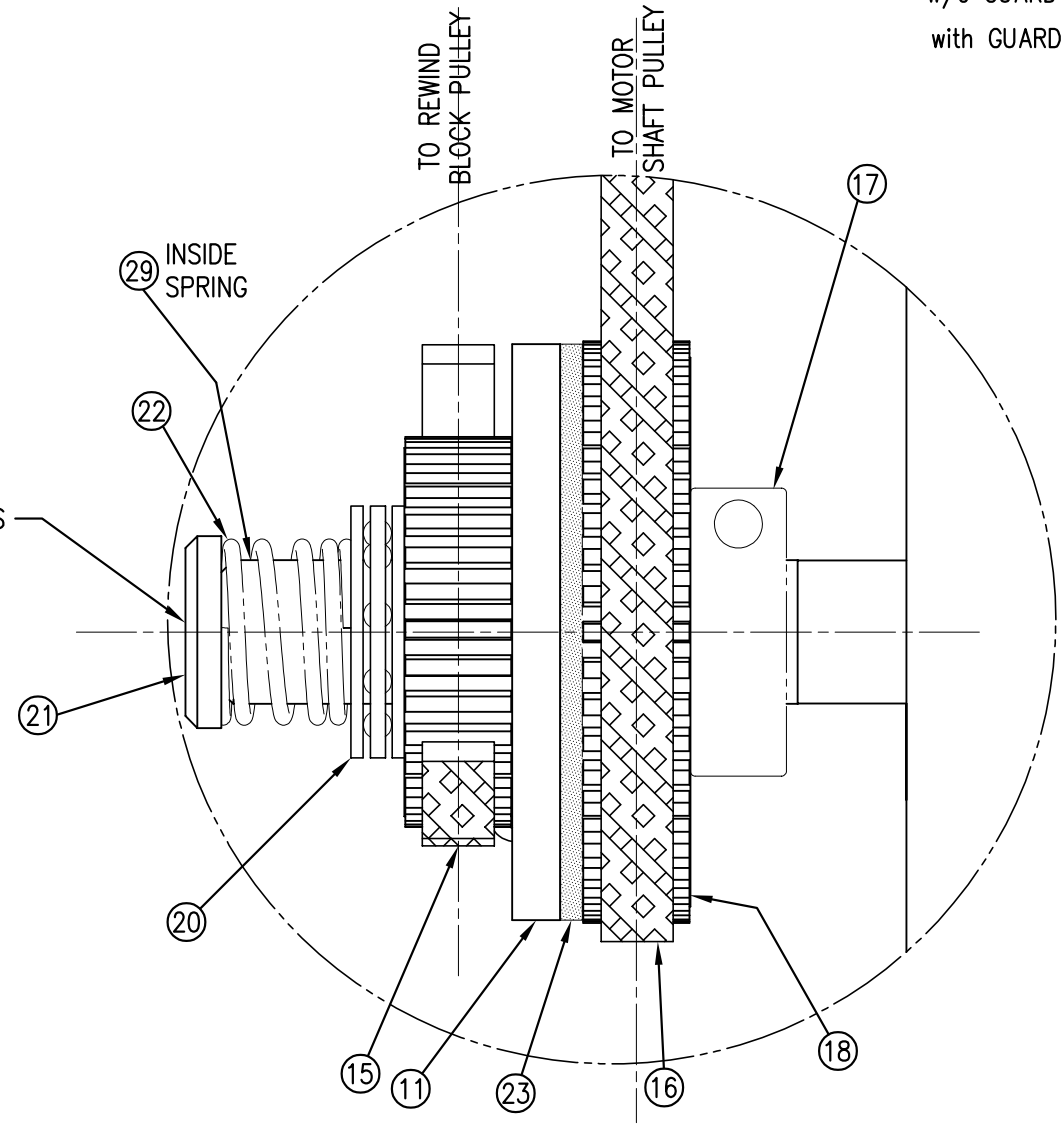
SEE ENLARGED
 VIEW "H"
 (THIS SHEET)

1/4-20 x 1-1/4" LG. SHCS



ENLARGED SECTION "J"
 (FROM THIS SHEET)
 (SCALE: 1=1)

1/4-20 x 3/4" LG.
 SET SCREW
 2 PLACES



ENLARGED VIEW "H"
 (FROM THIS SHEET)
 (SCALE: 1=1)

SHEET LEGEND	
BILL OF MAT'L	SHEET 1 of 4
END VIEW "A"	SHEET 2 of 4
SECTION "B"	SHEET 2 of 4
SECTION "C"	SHEET 3 of 4
BOTT. VIEW "E"	SHEET 3 of 4
SECTION "D"	SHEET 4 of 4
ENLARGED VIEW "E"	SHEET 3 of 4
ENLARGED SEC. "J"	SHEET 4 of 4



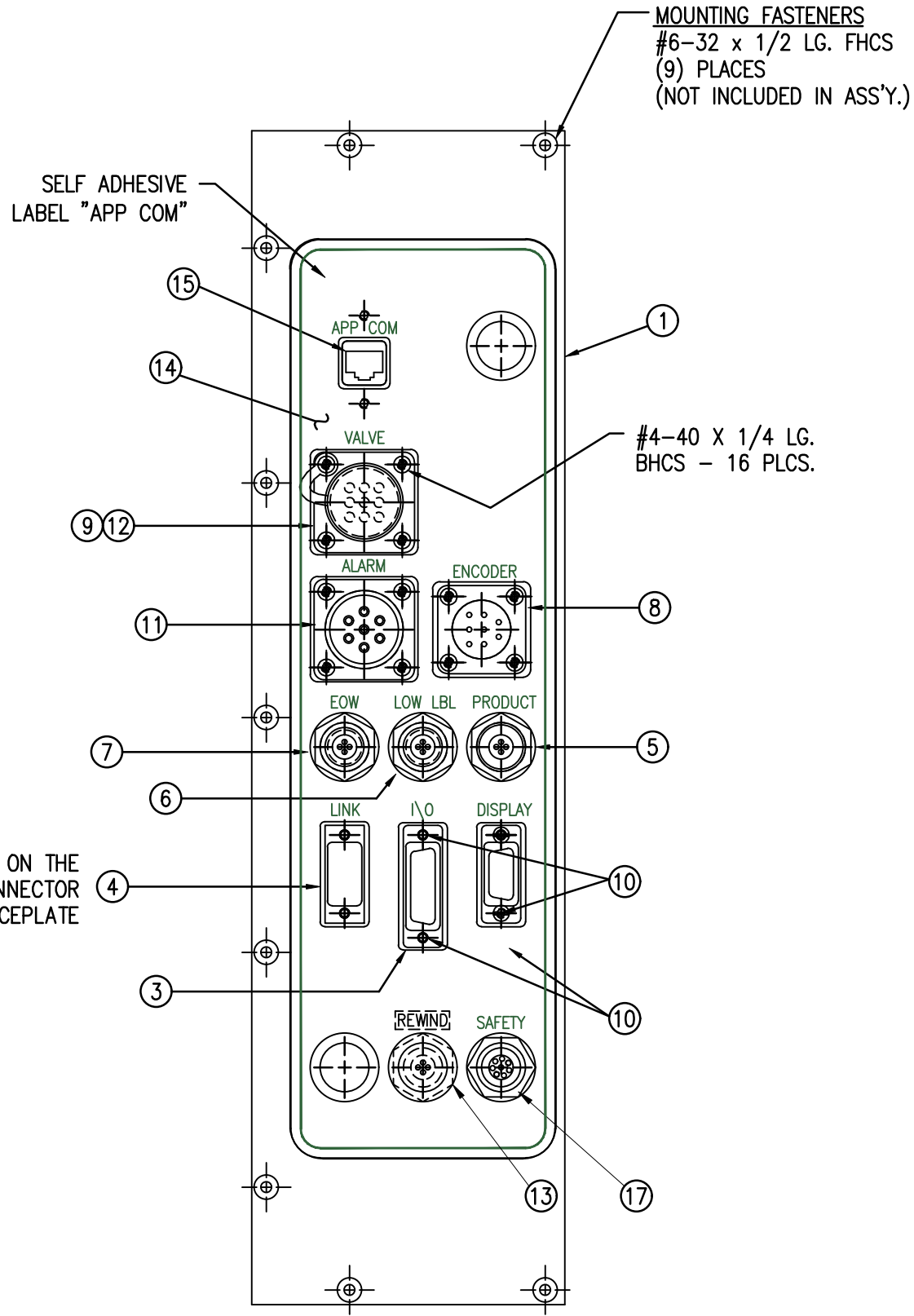
BILL OF MATERIAL

SAS-200Y-0123a-X

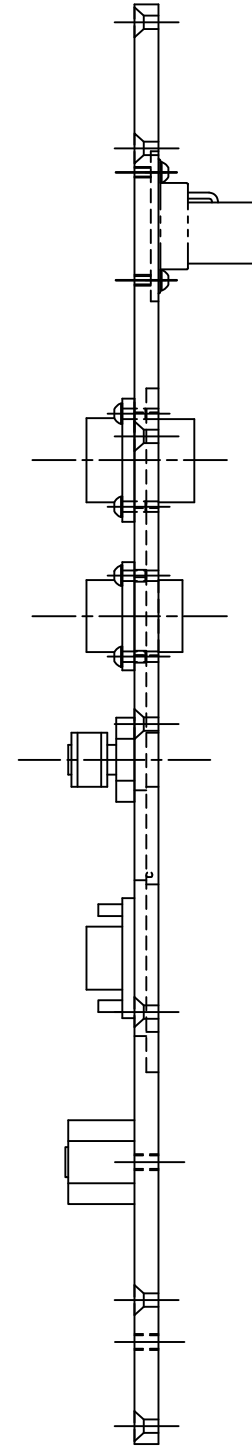
ITEM	QTY	CTM PART NUMBER	PART DESCRIPTION
①	1	MP-200Y-0244	CONNECTOR FACE PLATE
②	1	PE-200Y-0416	DISPLAY WIRE HARNESS ASSEMBLY
③	1	PE-200Y-0419	I/O WIRE HARNESS ASSEMBLY
④	1	MP-200-0293	LINK PORT BLANK
⑤	1	PE-200Y-1019	PRODUCT DETECT CONN. HARN. ASS'Y.
⑥	1	PE-200Y-1020	LOW LABEL DETECT HARN. ASS'Y.
⑦	1	PE-200Y-1025	END OF WEB HARN. ASS'Y.
⑧	1	PE-200Y-0418	ENCODER WIRE HARNESS ASSEMBLY
⑨	1	PE-200Y-0415	VALVE WIRE HARNESS ASSEMBLY
⑩	4	PE-S01028	JACK SCREW, F.W., L.W., NUT
⑪	1	PE-200Y-0481	ALARM WIRE HARNESS ASSEMBLY
⑫	1	PE-CON7000	VALVE CAP
⑬	2*	PE-EN9056	5/8" HOLE PLUG *DELETE (1) FOR POWERED REWIND EQUIPPED APPLICATORS*
⑭	1	PM-LB1038	360Y CONNECTOR FACEPLATE DECAL
⑮	1	PE-C01050	APPLICATOR CONTROL ETHERNET PORT
⑯	1	ASS-238YT-2436	INTERNAL RJ45 ASSEMBLY
⑰	1	PE-CON2023	SAFETY CONNECTOR
⑰	1*	MP-CON1025	POWERED REWIND CONN. HARN. ASS'Y. FOR POWERED REWIND EQUIPPED APPLICATORS

SAS-200Y-0123a-X

STANDARD REWIND -S
POWERED REWIND -P



PLACE LINK PORT BLANK ON THE OUTSIDE OF THE CONNECTOR FACEPLATE



THIS DRAWING AND DESIGN IS THE PROPERTY OF CTM INTEGRATION INC. AND MAY NOT BE REPRODUCED IN WHOLE OR IN PART WITHOUT THE WRITTEN PERMISSION OF CTM INTEGRATION INC.
 APPLICATOR SERIES: 360 APPLICATOR WIDTH(S): 5"/7.5"/10" GROUP: HOUSING ASSEMBLY
 REV. DATE: 09/01/2022 REV. BY: B1/11 SCALE: 1=2 DATE: 07/08/22 DRAWN BY: BNT
 TITLE: 360Y CONN. FACEPLATE FOR STANDARD & POWERED REWIND
 Dept. Code: 70
 F:\Engineering\Standard Parts\Applcator\360 SERIES\360Y\SAS\SAS-200Y-0123a-X

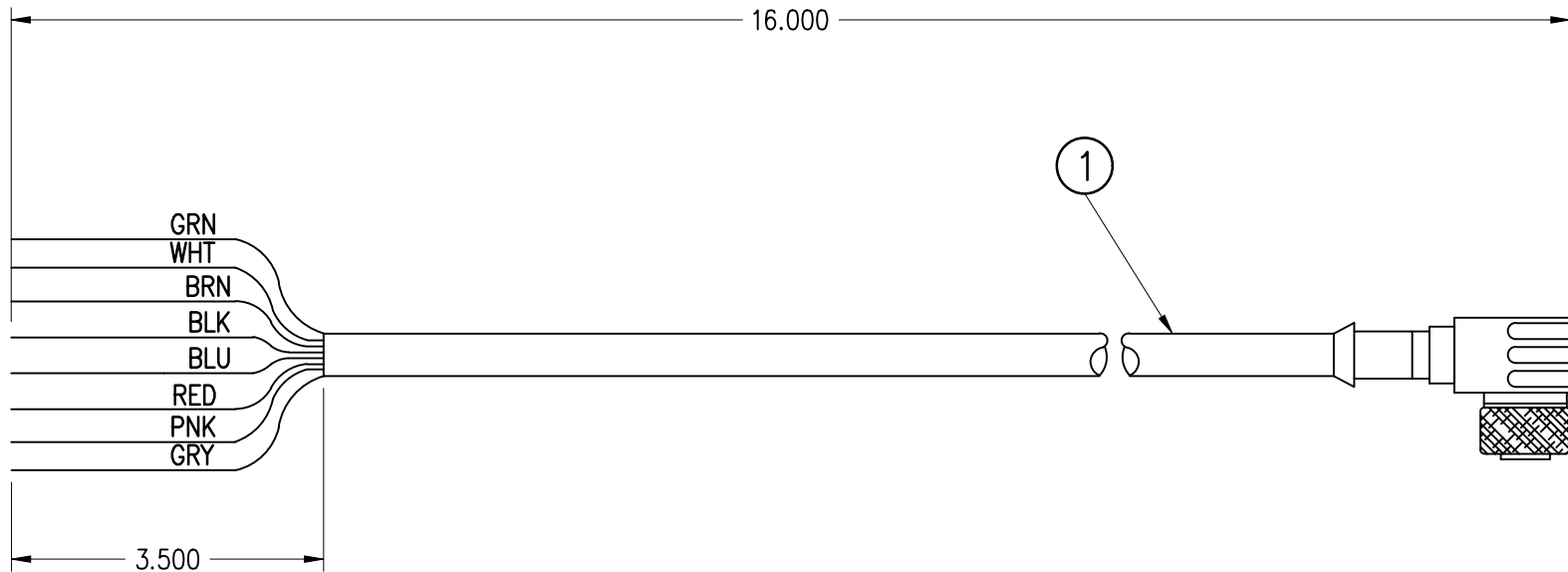


BILL OF MATERIAL

SAS-200Y-0429

SAS-200Y-0429

ITEM	QTY	CTM PART NUMBER	PART DESCRIPTION
①	1	PE-CA2023	8 PIN QD RIGHT ANGLE CABLE



NOTE: USE 200Y SAFETY CABLE STRIPPING PROGRAM

THIS DRAWING AND DESIGN IS THE PROPERTY OF CTM INTEGRATION INC. AND MAY NOT BE REPRODUCED IN WHOLE OR IN PART WITHOUT THE WRITTEN PERMISSION OF CTM INTEGRATION INC.

APPLICATOR SERIES: 360	APPLICATOR WIDTH(S): 5"/7.5"/10"	GROUP: 360Y-STANDARD ELECTRICAL	TITLE: SAFETY CABLE ASSEMBLY	Dept. Code 70
REV. 0	REV. DESCRIPTION -	REV. DATE -	REV. BY: XXX	Scale: 1=1
		Date: 01/05/23	DRAWN BY: AAE	F:\Engineering\Standard Parts\Appliator\360 SERIES\ 360Y\SAS\SAS-200Y-0429

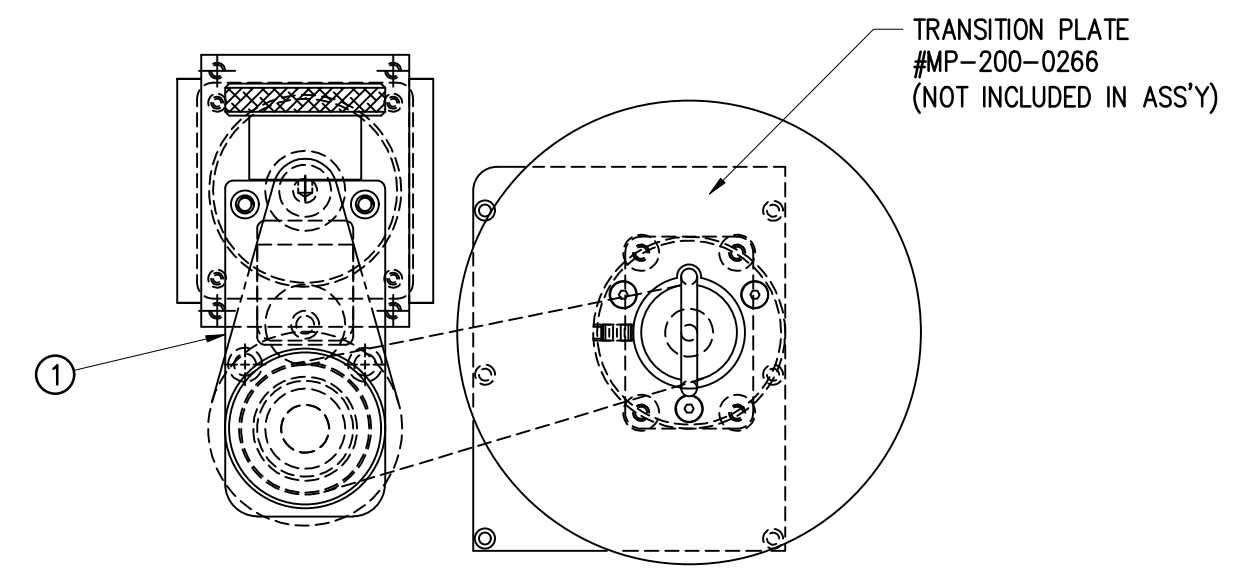
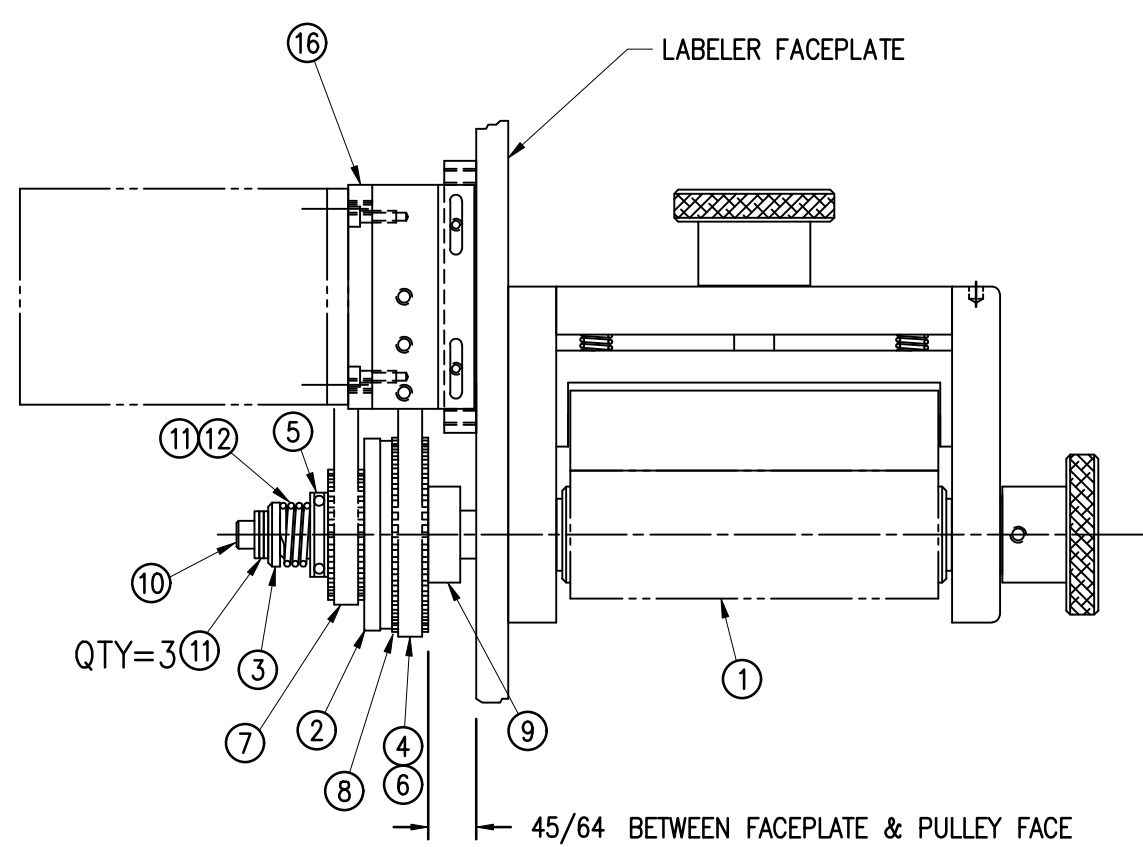
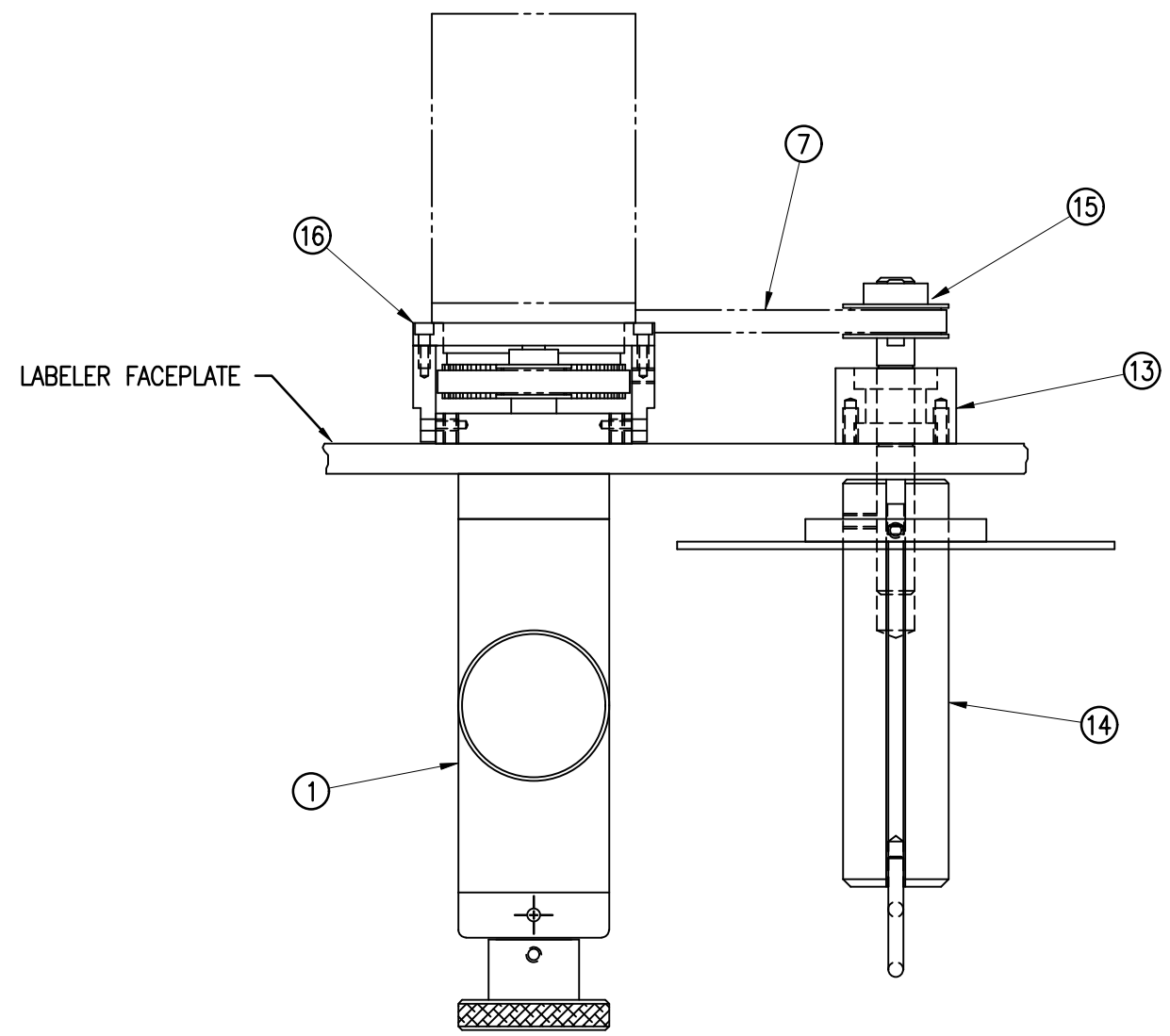


BILL OF MATERIAL

ASS-200-X120R/L

ITEM	QTY	CTM PART NUMBER	PART DESCRIPTION
	1	ASS-200-X142	NIP DRIVE w/REWIND & MOTOR PULLEYS - consisting of the following parts -
①	(1)	ASS-200-X129	NIP ROLL DRIVE ASSEMBLY
②	(1)	ASS-200-0143	SLIP CLUTCH ASSEMBLY
③	(1)	MP-200-0229	CLUTCH SPRING KEEPER
④	(1)	MP-200-0233	DRIVE PULLEY
⑤	(1)	PM-BE1232	3/4" THRUST BEARING ASSEMBLY
⑥	(1)	PM-BELT1018	TIMING BELT
⑦	(1)	PM-BELT1023	TIMING BELT
⑧	(1)	PM-CL1010	3" LEATHER CLUTCH PAD
⑨	(1)	PM-CO1020	3/4" ID LOCK COLLAR - SS
⑩	(1)	PM-FASH430080	SHCS, 1/4-20 x 1.00 LG. SS
⑪	(1)	PM-FASP30540	COMPRESSION SPRING
⑫	(10)	PM-FAW30275	FLAT WASHER - 1/4 NOM. - SS
	1	ASS-200-X140R/L	RWD. MANDREL w/BLOCK, SHAFT & PULLEY - consisting of the following parts -
⑬	(1)	ASS-200-0128R/L	REWIND BEARING BLOCK ASSEMBLY
⑭	(1)	ASS-200-X147	STANDARD REWIND MANDREL
⑮	(1)	MP-200-0231	REWIND PULLEY
⑯	1	ASS-200a-0453	MOTOR ASSEMBLY

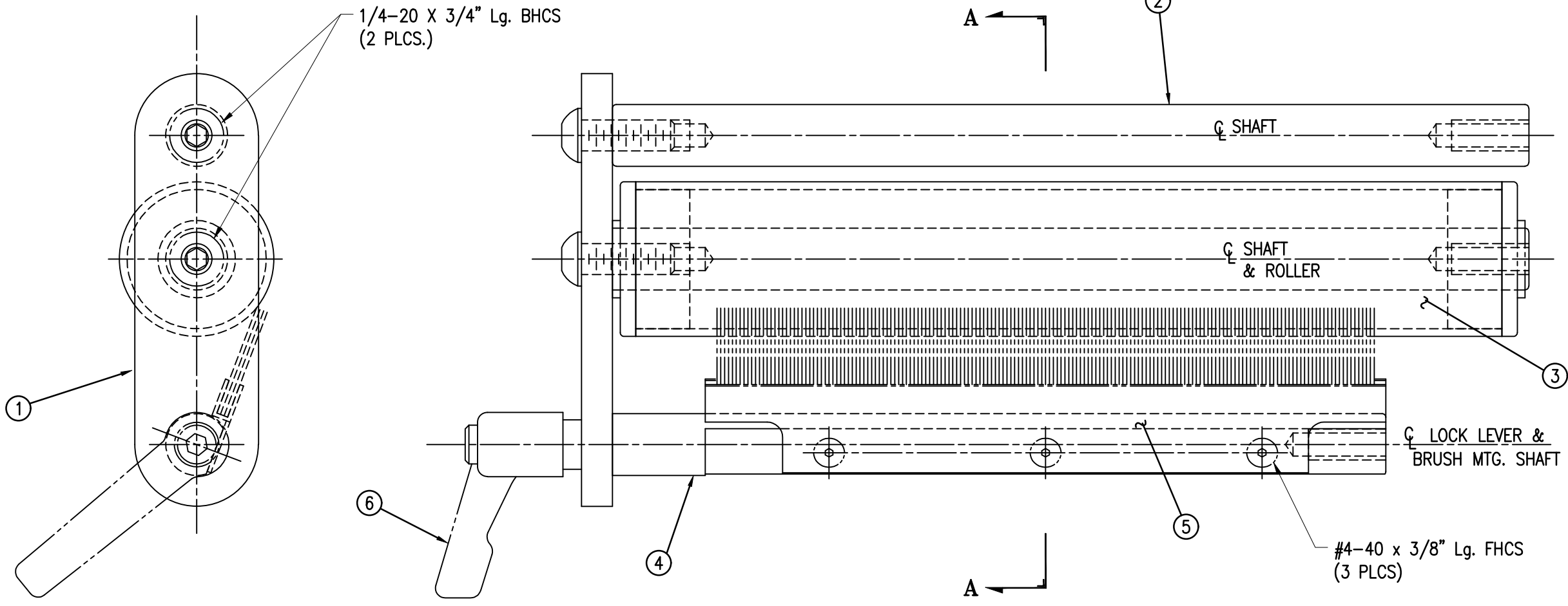
ASS-200-X120R/L	
5" WIDE	-0120R/L
7.5" WIDE	-2120R/L
10" WIDE	-5120R/L



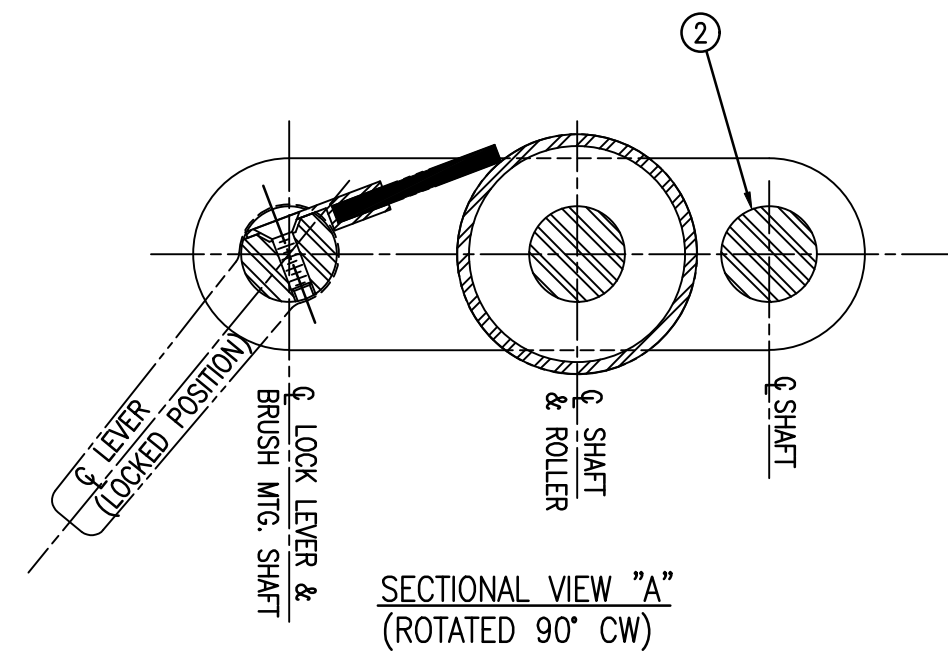
THIS DRAWING AND DESIGN IS THE PROPERTY OF CTM INTEGRATION INC. AND MAY NOT BE REPRODUCED IN WHOLE OR IN PART WITHOUT THE WRITTEN PERMISSION OF CTM INTEGRATION INC.
 APPLICATOR SERIES: 360
 APPLICATOR WIDTH(S): 5"/7.5"/10"
 GROUP: HOUSING
 REV. DESCRIPTION: 3 UPDATED DWG., CHG'D PART/ITEM #'s
 REV. DATE: 10-12-04
 REV. BY: TK
 SCALE: 1=3
 DATE: 06/02/98
 TITLE: LABEL NIP / REWIND ASSEMBLY
 DRAWN BY: BOB S.
 Dept. Code: 70
 F:\Engineering\Standard Parts\Applcator\360 SERIES\360a\ASS-200-X120R/L

ASS-200-X126

5" WIDE	0
7.5" WIDE	2
10" WIDE	5



NOTE: DO NOT MOUNT BRUSH ASSEMBLY. WILL BE ADDED @ FINAL ASSEMBLY WHEN RH/LH IS DETERMINED.



BILL OF MATERIAL			
ASS-200-X126			
ITEM	QTY	CTM PART NUMBER	PART DESCRIPTION
①	1	MP-200-0256	TENSION BRUSH ROLL MOUNTING BRACKET
②	1	MP-200-X254	5/7.5/10 TENSION ROLLER SHAFT
③	1	ASS-200-X135	5/7.5/10 TENSION ROLL ASS'Y w/ SHAFT
④	1	MP-200-X253	5/7.5/10 TENSION BRUSH MTG SHAFT
⑤	1	ASS-215-X110	5/7.5/10 TENSION BRUSH ASSEMBLY
⑥	1	PM-LL0850	LOCK LEVER
	2	-	SHCS, 1/4-20 x 1" LG
	2	-	FLAT WASHER, 1/4 NOM.
	2	-	BHCS, 1/4"-20 x 3/4" LG.

REV 1

THIS DRAWING AND DESIGN IS THE PROPERTY OF CTM INTEGRATION INC. AND MAY NOT BE REPRODUCED IN WHOLE OR IN PART WITHOUT THE WRITTEN PERMISSION OF CTM INTEGRATION INC.
 TITLE: TENSION BRUSH ASSEMBLY
 APPLICATOR SERIES: 360
 APPLICATOR WIDTH(S): 5"/7.5"/10"
 REV. DATE: 03/06/18
 REV. BY: TDR
 SCALE: 1=1
 DATE: 06/02/98
 DRAWN BY: BOB S.
 F:\Engineering\Standard Parts\Appliator\360 SERIES\360a\ASS-200-X126
 Dept. Code: 70



BILL OF MATERIAL

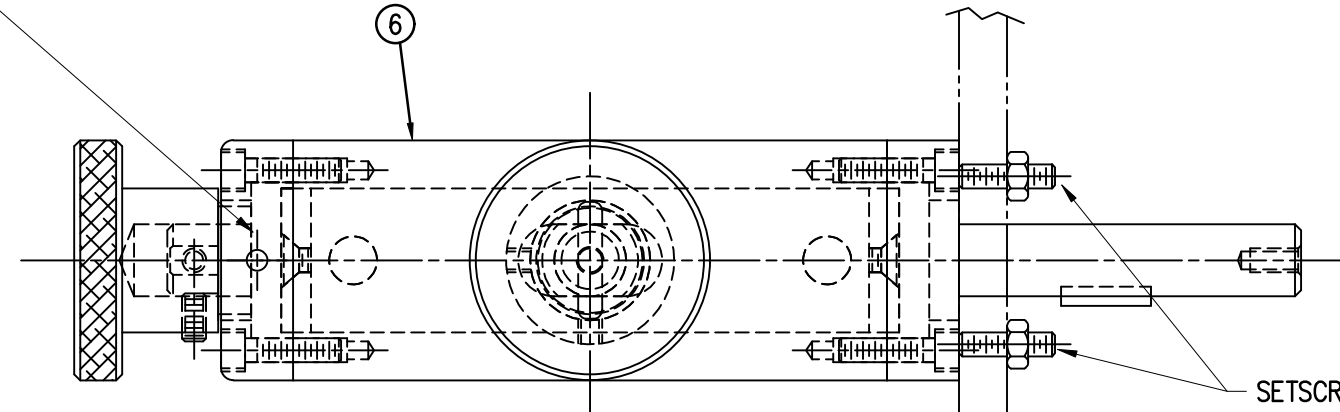
ASS-200-X129

ITEM	QTY	CTM PART NUMBER	PART DESCRIPTION
①	1	MP-200-X242	5/7.5/10 DRIVE ROLL
②	1	SAS-200-0129o-X	OUTSIDE DRIVE ROLL SUPPORT (w/ or w/o GUARD) - consisting of the following parts -
		(1) MP-200-0236	OUTSIDE DRIVE ROLL SUPPORT (NO GUARD)
		(1) MP-200-0236-G	OUTSIDE DRIVE ROLL SUPPORT (FOR GUARD)
		(1) PM-BE1270	#R12 BALL BEARING
③	1	SAS-200-0129i	INSIDE DRIVE ROLL SUPPORT - consisting of the following parts -
		(1) MP-200-0237	INSIDE DRIVE ROLL SUPPORT
		(1) PM-BE1270	#R12 BALL BEARING
④	1	SAS-200a-X129	NIP ROLL SHELF ASSEMBLY - consisting of the following parts -
		(1) ASS-200-X130	5/7.5/10 NIP DRIVE ROLL with SHAFT
		(1) MP-200-X240	5/7.5/10 NIP ROLL YOKE
		(1) MP-200-0214	LIFT ROD
⑤	1	MP-200-0223	DRIVE ROLL KNOB
⑥	1	MP-200-X239	5/7.5/10 NIP ROLL TOP SUPPORT
⑦	2	PM-FASP30428	COMPRESSION SPRING
⑧	1	PM-BE1230	THRUST BEARING
⑨	1	MP-200-0235	LIFT CAM
⑩	1	MP-200-0213	LIFT ROD PIN
⑪	1	MP-200-0224	NIP ROLL KNOB
⑫	1	PM-FAKS30520	KEY
	2	PM-FASH430154	SHCS, 5/16"-18 x 1" Lg.
	2	PM-FASS48058	SET SCREW, 1/4-20 x 3/4" Lg.
	2	PM-FANU20004	LOCKNUT, 1/4-20
	2	PM-FAW30920	RED 1/32 FIBER WASHER
	2	PM-FASH430079	SHCS, 1/4-20 x 7/8" Lg.

ASS-200-X129-X

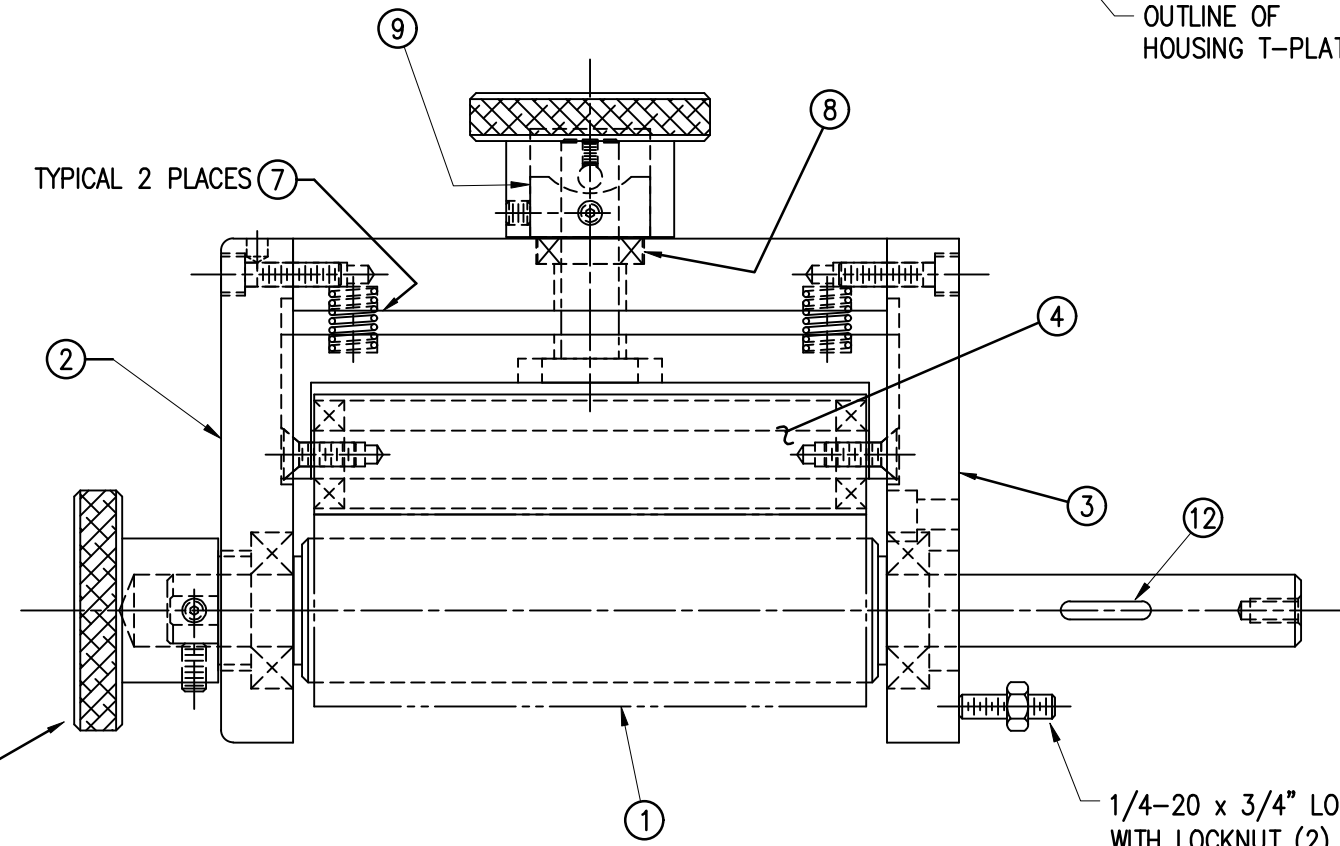
5" WIDE	-0129
7.5" WIDE	-2129
10" WIDE	-5129
5" WIDE w/ GUARD	-0129-G
7.5" WIDE w/ GUARD	-2129-G
10" WIDE w/ GUARD	-5129-G

NOTE: USE MP-200-0236-G (0.219 DIA. DRILL) ^{REV 2} ^{REV 4}
FOR CE APPLICATORS OR FOR OTHER
APPLICATORS WHEN THE GUARD OPTION
(ASS-200-X152) IS ORDERED

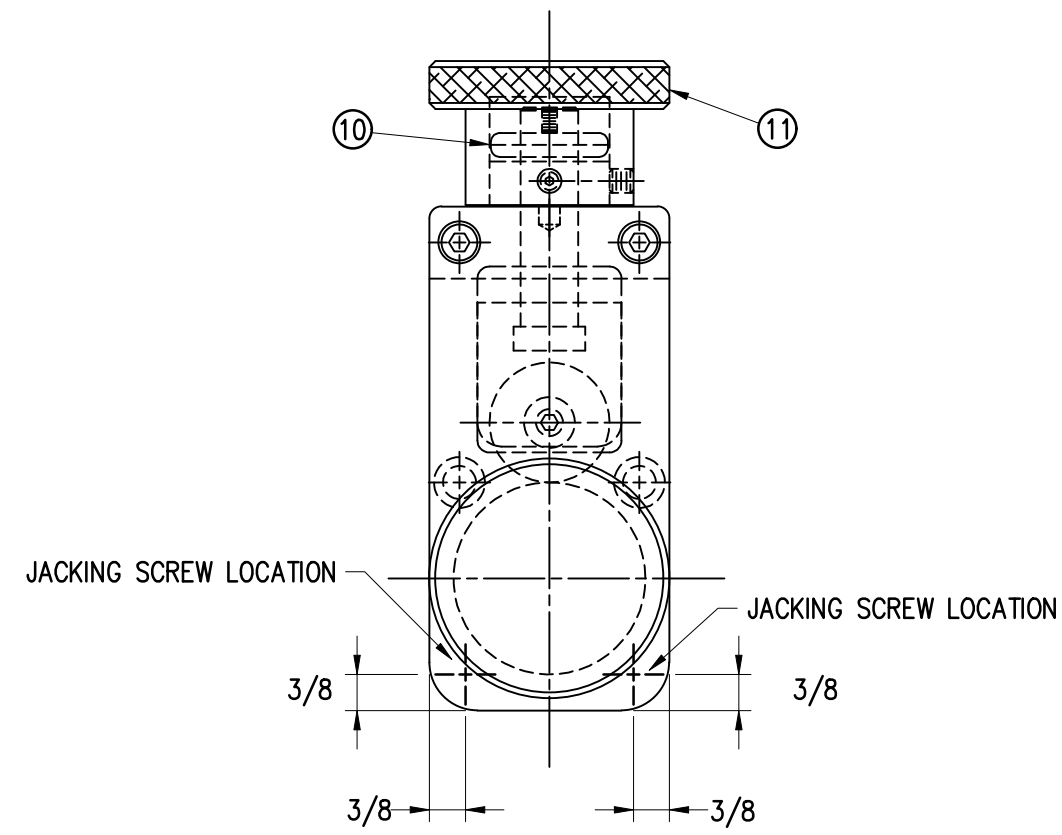


SETSCREWS & LOCKNUTS
USED AS JACKING SCREWS
TO SQUARE UP NIP
DRIVE ROLL WITH FACEPLATE
(USE WITH 10" WIDE ASSEMBLIES)

OUTLINE OF
HOUSING T-PLATE



1/4-20 x 3/4" LONG SET SCREW
WITH LOCKNUT (2) PLACES
THREADED THRU HOUSING T-PLATE
ON 10" WIDE ASSEMBLIES



JACKING SCREW LOCATION

3/8

3/8

JACKING SCREW LOCATION

3/8

3/8

THIS DRAWING AND DESIGN IS THE PROPERTY OF CTM INTEGRATION INC. AND MAY NOT BE REPRODUCED IN WHOLE OR IN PART WITHOUT THE WRITTEN PERMISSION OF CTM INTEGRATION INC.
 Dept. Code 70
 TITLE: NIP DRIVE ROLL ASSEMBLY
 F:\Engineering\Standard Parts\Applcator\360 SERIES\360a\ASS\ASS-200-X129
 REV. DATE 07/02/21
 REV. BY: TDR
 SCALE: 1=2
 DATE: 02/21/98
 DRAWN BY: BOB S.
 REV. DESCRIPTION 5 CREATED NEW NIP ROLL SHELF ASSEMBLY
 APPLICATOR SERIES: 360
 APPLICATOR WIDTH(S): 5"/7.5"/10"

BILL OF MATERIAL

ASS-200-X140R/L

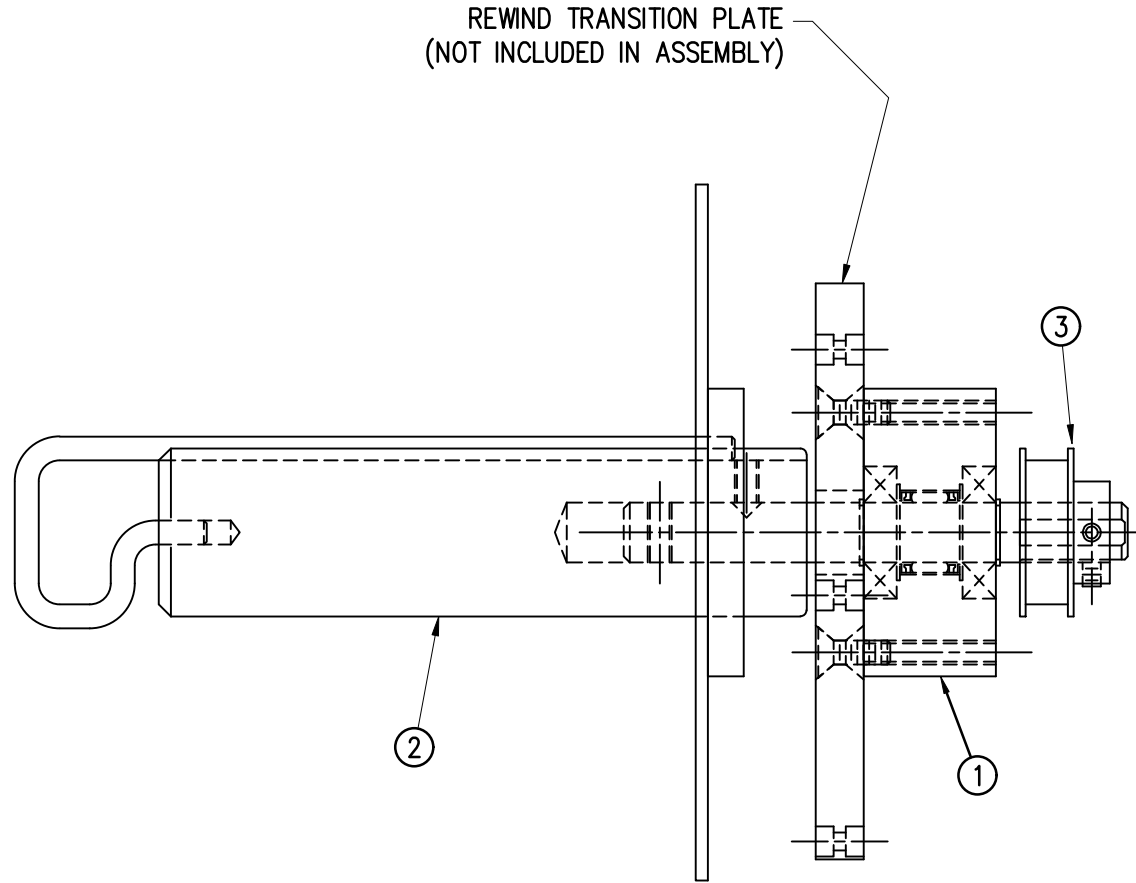
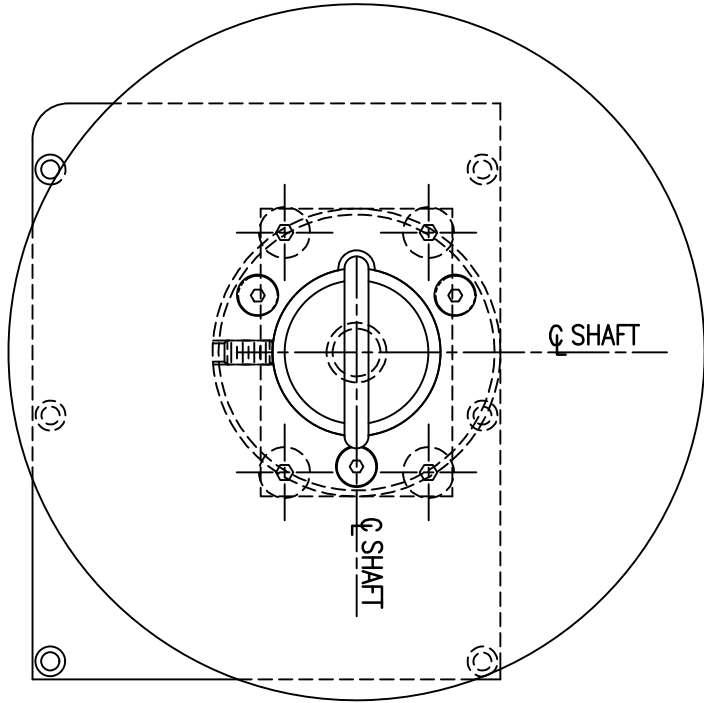
ITEM	QTY	CTM PART NUMBER	PART DESCRIPTION
①	1	ASS-200-0128R/L	REWIND BEARING BLOCK ASSEMBLY
②	1	ASS-200-X147	STANDARD REWIND MANDREL
③	1	MP-200-0231	REWIND PULLEY

ASS-200-X140R/L

5" WIDE -0140R/L

7.5" WIDE -2140R/L

10" WIDE -5140R/L



THIS DRAWING AND DESIGN IS THE PROPERTY OF CTM INTEGRATION INC. AND MAY NOT BE REPRODUCED IN WHOLE OR IN PART WITHOUT THE WRITTEN PERMISSION OF CTM INTEGRATION INC.

APPLICATOR SERIES: 360	APPLICATOR WIDTH(S): 5"/7.5"/10"	GROUP: REWIND	TITLE: REWIND MANDREL ASSEMBLY w/ BLOCK, SHAFT & PULLEY	Dept. Code 70
REV. 1	REV. DESCRIPTION UPDATED B.O.M.	REV. DATE 12/06/05	REV. BY: TDR	Scale: 1=2
			Date: 01/18/02	DRAWN BY: TDR
				F:\Engineering\Standard Parts\Applicator\360 SERIES\ 360a\ASS\ASS-200-X140RL

BILL OF MATERIAL

ASS-200-X142

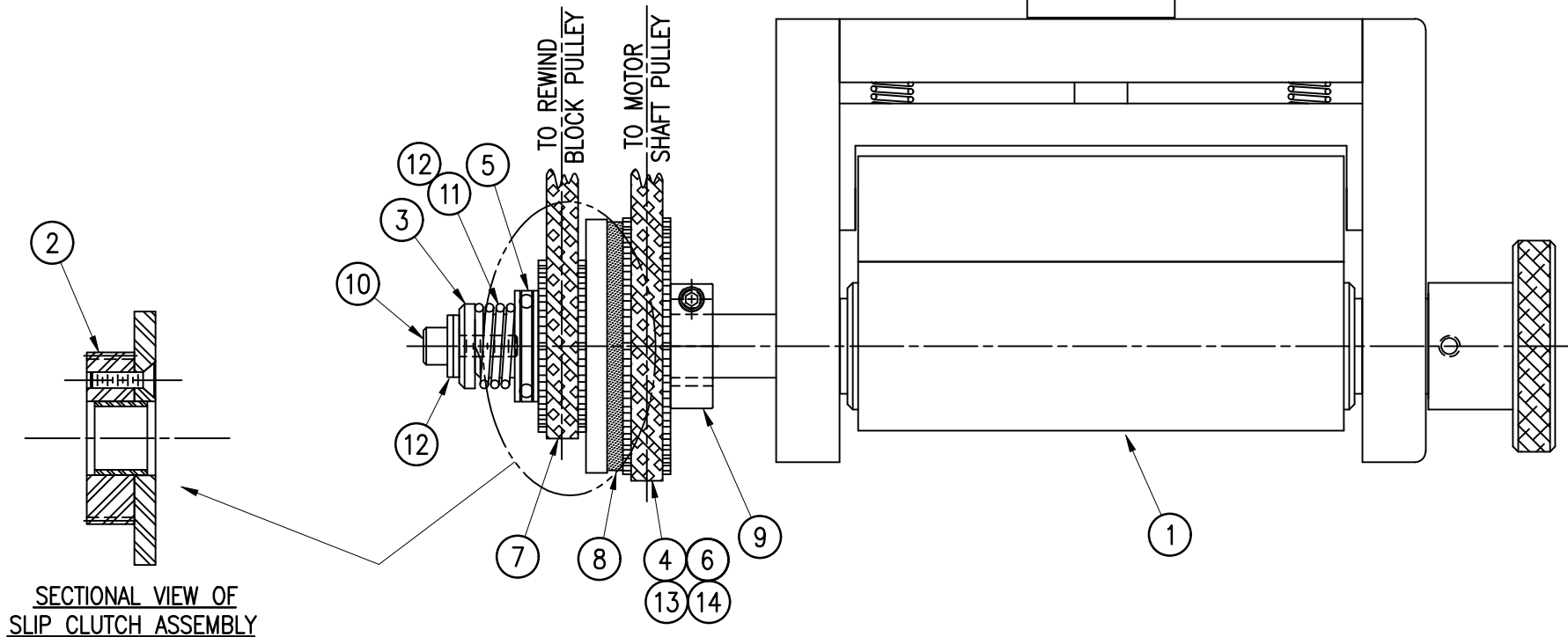
ITEM	QTY	CTM PART NUMBER	PART DESCRIPTION
①	1	ASS-200-X129	NIP ROLL DRIVE ASSEMBLY
②	1	ASS-200-0143	SLIP CLUTCH ASSEMBLY
③	1	MP-200-0229	CLUTCH SPRING KEEPER
④	1	MP-200-0233	DRIVE PULLEY
⑤	1	PM-BE1232	3/4" THRUST BEARING ASSEMBLY
⑥	1	PM-BELT1018	TIMING BELT
⑦	1	PM-BELT1023	TIMING BELT
⑧	1	PM-CL1010	3" LEATHER CLUTCH PAD
⑨	1	PM-CO1020	3/4" ID LOCK COLLAR - SS
⑩	1	PM-FASH430080	SHCS, 1/4-20 x 1.00 LG. SS
⑪	1	PM-FASP30540	COMPRESSION SPRING
⑫	10	PM-FAW30275	FLAT WASHER - 1/4 NOM. - SS
⑬	1	PM-FAKS30520	3/16 SQUARE x 1/2" LG. KEY
⑭	2	PM-FASS48054KT	1/4-20 x 1/2" LG. SET SCREW - SS

ASS-200-X142

5" WIDE	-0142
7.5" WIDE	-2142
10" WIDE	-5142

REV 3

WASHER STACK NOTE:
 FOR COLLAPSIBLE REWIND 0 IN, 10 OUT
 FOR STANDARD REWIND 2 IN, 8 OUT



**SECTIONAL VIEW OF
SLIP CLUTCH ASSEMBLY**

THIS DRAWING AND DESIGN IS THE PROPERTY OF CTM INTEGRATION INC. AND MAY NOT BE REPRODUCED IN WHOLE OR IN PART WITHOUT THE WRITTEN PERMISSION OF CTM INTEGRATION INC.

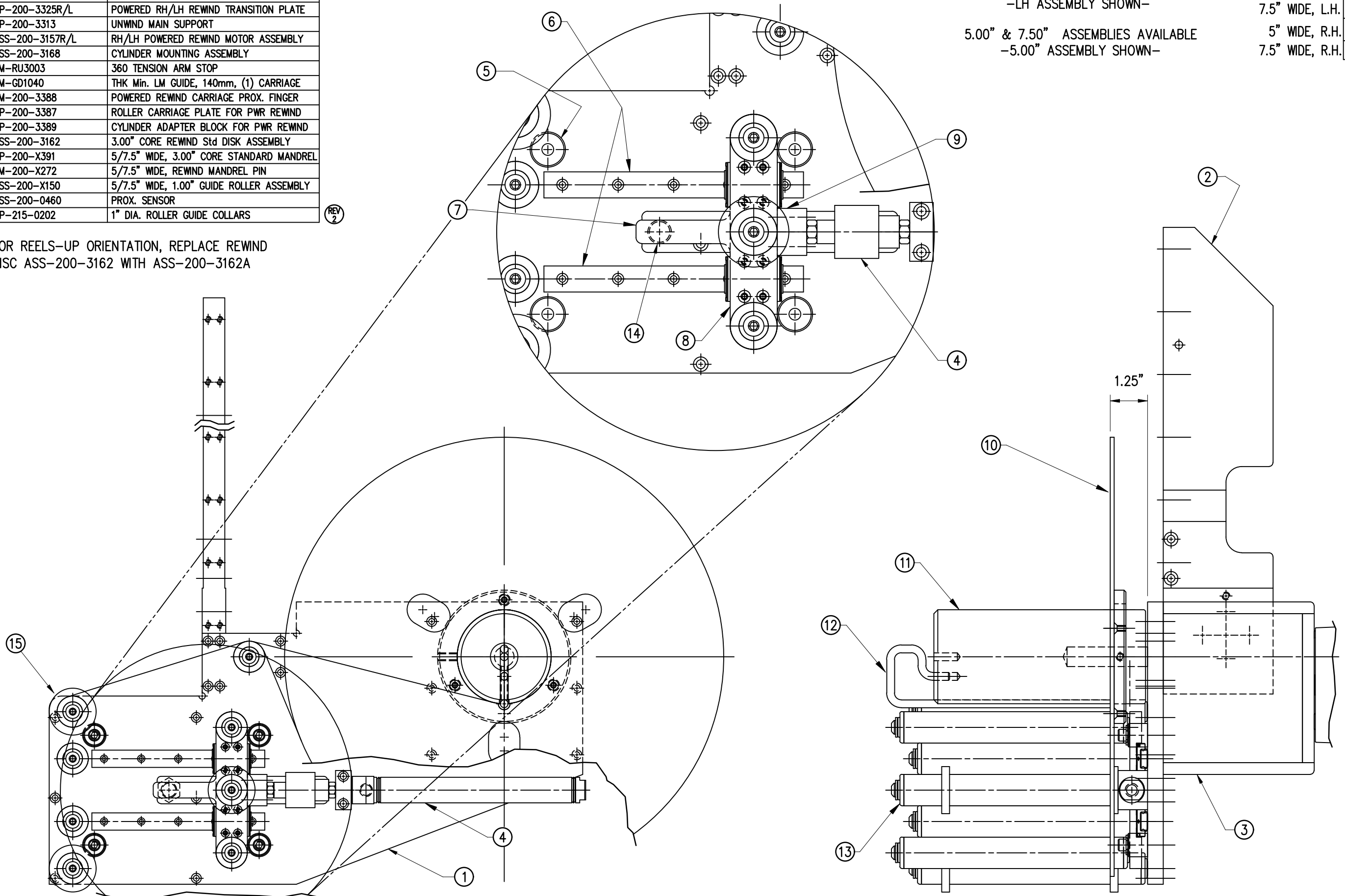
APPLICATOR SERIES: 360	APPLICATOR WIDTH(S): 5"/7.5"/10"	GROUP: NIP DRIVE	TITLE: NIP DRIVE REWIND PULLEY & MOTOR PULLEY ASSEMBLY	Dept. Code 70
REV. 3	REV. DESCRIPTION ADDED WASHER STACK NOTE	REV. DATE 09/01/21	REV. BY: TDR	Scale: 1=2
		Date: 06/02/98	DRAWN BY: BOB S.	F:\Engineering\Standard Parts\Applicator\360 SERIES\ 360a\ASS\ASS-200-X142

BILL OF MATERIAL

ASS-200-X155X

ITEM	QTY	CTM PART NUMBER	PART DESCRIPTION
①	1	MP-200-3325R/L	POWERED RH/LH REWIND TRANSITION PLATE
②	1	MP-200-3313	UNWIND MAIN SUPPORT
③	1	ASS-200-3157R/L	RH/LH POWERED REWIND MOTOR ASSEMBLY
④	1	ASS-200-3168	CYLINDER MOUNTING ASSEMBLY
⑤	4	PM-RU3003	360 TENSION ARM STOP
⑥	2	PM-GD1040	THK Min. LM GUIDE, 140mm, (1) CARRIAGE
⑦	1	PM-200-3388	POWERED REWIND CARRIAGE PROX. FINGER
⑧	1	MP-200-3387	ROLLER CARRIAGE PLATE FOR PWR REWIND
⑨	1	MP-200-3389	CYLINDER ADAPTER BLOCK FOR PWR REWIND
⑩	1	ASS-200-3162	3.00" CORE REWIND Std DISK ASSEMBLY
⑪	1	MP-200-X391	5/7.5" WIDE, 3.00" CORE STANDARD MANDREL
⑫	1	PM-200-X272	5/7.5" WIDE, REWIND MANDREL PIN
⑬	8	ASS-200-X150	5/7.5" WIDE, 1.00" GUIDE ROLLER ASSEMBLY
⑭	1	ASS-200-0460	PROX. SENSOR
⑮	6	MP-215-0202	1" DIA. ROLLER GUIDE COLLARS

NOTE: FOR REELS-UP ORIENTATION, REPLACE REWIND DISC ASS-200-3162 WITH ASS-200-3162A



RH & LH ASSEMBLIES AVAILABLE
 -LH ASSEMBLY SHOWN-
 5.00" & 7.50" ASSEMBLIES AVAILABLE
 -5.00" ASSEMBLY SHOWN-

ASS-200-X155X	
5" WIDE, L.H.	-0155L
7.5" WIDE, L.H.	-2155L
5" WIDE, R.H.	-0155R
7.5" WIDE, R.H.	-2155R

THIS DRAWING AND DESIGN IS THE PROPERTY OF CTM INTEGRATION INC. AND MAY NOT BE REPRODUCED IN WHOLE OR IN PART WITHOUT THE WRITTEN PERMISSION OF CTM INTEGRATION INC.
 APPLICATOR SERIES: 360
 APPLICATOR WIDTH(S): 5"/7.5"
 REV. DATE: 04/03/17
 REV. BY: TDR
 SCALE: 1=3
 DATE: 09/26/07
 DRAWN BY: Jeffery Mendenhall
 TITLE: 14" POWERED REWIND ASSY w/ STD. REWIND MANDREL
 GROUP: POWERED REWIND ASSEMBLY
 F:\Engineering\Standard Parts\Applcator\360 SERIES\ PWRD RW\ASS\ASS-200-X155X
 Dept. Code: 70

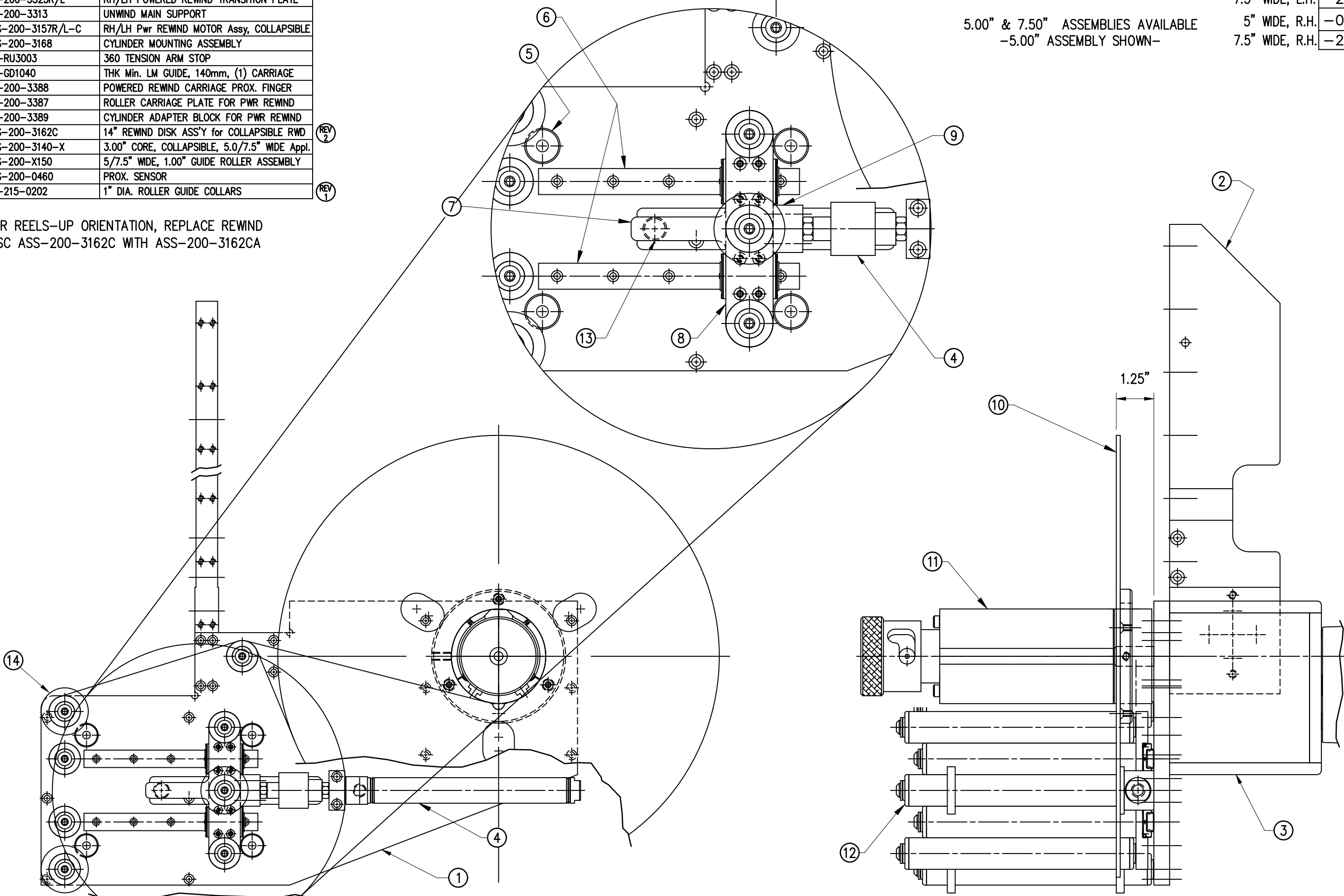


BILL OF MATERIAL

ASS-200-X158X

ITEM	QTY	CTM PART NUMBER	PART DESCRIPTION
①	1	MP-200-3325R/L	RH/LH POWERED REWIND TRANSITION PLATE
②	1	MP-200-3313	UNWIND MAIN SUPPORT
③	1	ASS-200-3157R/L-C	RH/LH Pwr REWIND MOTOR Assy, COLLAPSIBLE
④	1	ASS-200-3168	CYLINDER MOUNTING ASSEMBLY
⑤	4	PM-RU3003	360 TENSION ARM STOP
⑥	2	PM-GD1040	THK Min. LM GUIDE, 140mm, (1) CARRIAGE
⑦	1	PM-200-3388	POWERED REWIND CARRIAGE PROX. FINGER
⑧	1	MP-200-3387	ROLLER CARRIAGE PLATE FOR PWR REWIND
⑨	1	MP-200-3389	CYLINDER ADAPTER BLOCK FOR PWR REWIND
⑩	1	ASS-200-3162C	14" REWIND DISK ASS'Y for COLLAPSIBLE RWD
⑪	1	ASS-200-3140-X	3.00" CORE, COLLAPSIBLE, 5.0/7.5" WIDE Appl.
⑫	8	ASS-200-X150	5/7.5" WIDE, 1.00" GUIDE ROLLER ASSEMBLY
⑬	1	ASS-200-0460	PROX. SENSOR
⑭	6	MP-215-0202	1" DIA. ROLLER GUIDE COLLARS

NOTE: FOR REELS-UP ORIENTATION, REPLACE REWIND DISK ASS-200-3162C WITH ASS-200-3162CA



RH & LH ASSEMBLIES AVAILABLE
-LH ASSEMBLY SHOWN-

5.00" & 7.50" ASSEMBLIES AVAILABLE
-5.00" ASSEMBLY SHOWN-

ASS-200-X158X	
5" WIDE, L.H.	-0158L
7.5" WIDE, L.H.	-2158L
5" WIDE, R.H.	-0158R
7.5" WIDE, R.H.	-2158R

THIS DRAWING AND DESIGN IS THE PROPERTY OF CTM INTEGRATION INC. AND MAY NOT BE REPRODUCED IN WHOLE OR IN PART WITHOUT THE WRITTEN PERMISSION OF CTM INTEGRATION INC.

APPLICATOR SERIES: 360
APPLICATOR SERIES: 5"/7.5"
REV. DESCRIPTION: 2 CORRECTED REWIND DISK ASS'Y DESCRIPTION

TITLE: 14" POWERED REWIND ASSY w/ COLLAPSIBLE REWIND MANDREL

REV. DATE: 04/08/20
REV. BY: TDR
Scale: 1=3

Date: 09/26/07
DRAWN BY: Jeffrey Mendenhall

Dept. Code: 70
F:\Engineering\Standard Parts\Applcator\360 SERIES\ PWRD RW\ASS\ASS-200-X158X

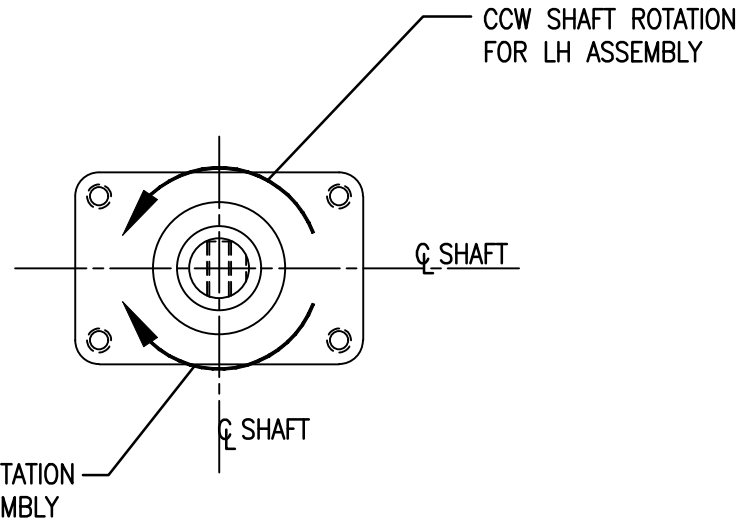
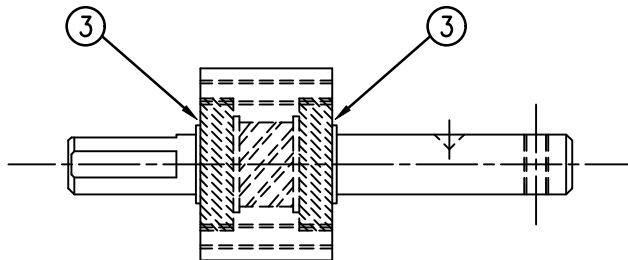
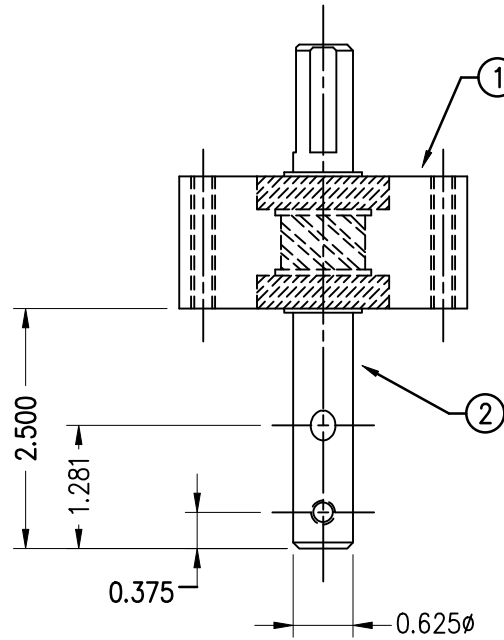


BILL OF MATERIAL

ASS-200-0128R/L

ASS-200-0128R/L

ITEM	QTY	CTM PART NUMBER	PART DESCRIPTION
①	1	ASS-200-0139	REWIND BEARING BLOCK ASSEMBLY
②	1	MP-200-0220	REWIND SHAFT
③	2	PM-FASR1010	SNAP RING
4	4	PM-FAFH50620	1/4-20 x 1" LG. FHCS, SS



THIS DRAWING AND DESIGN IS THE PROPERTY OF CTM INTEGRATION INC. AND MAY NOT BE REPRODUCED IN WHOLE OR IN PART WITHOUT THE WRITTEN PERMISSION OF CTM INTEGRATION INC.

APPLICATOR SERIES: 360	APPLICATOR WIDTH(S): 5"/7.5"/10"	GROUP: REWIND ASSEMBLY	TITLE: REWIND BEARING BLOCK ASSEMBLY with SHAFT	Dept. Code 70
REV. 0	REV. DESCRIPTION NEW TITLEBLOCK	REV. DATE 02/05/03	REV. BY: TDR	Scale: 1=2
			Date: 02/21/98	DRAWN BY: BOB S.
				F:\Engineering\Standard Parts\Appliator\360 SERIES\ 360a\ASS\ASS-200-0128RL



BILL OF MATERIAL

ASS-200-0450

ASS-200-0450

ITEM	QTY	CTM PART NUMBER	PART DESCRIPTION
①	1	PE-SE1040	BANNEL LABEL SENSOR
②	4	PE-SI1000	GRAY SOLDER SLEEVE 22-26 AWG
③	1	PE-ST1010	3/16"φ SHRINK TUBE x 1/2" LONG
④	1	PE-SE3005	FIBER OPTIC MOUNTING BRACKET
	1	PE-W1031030	22 AWG (WHITE) WIRE x 5" LONG
	1	PE-W1036120	22 AWG (BLUE) WIRE x 5" LONG
	1	PE-W1037120	22 AWG (BROWN) WIRE x 5" LONG
	1	PE-W1039040	22 AWG (GRAY) WIRE x 5" LONG

REV 6 REV 9

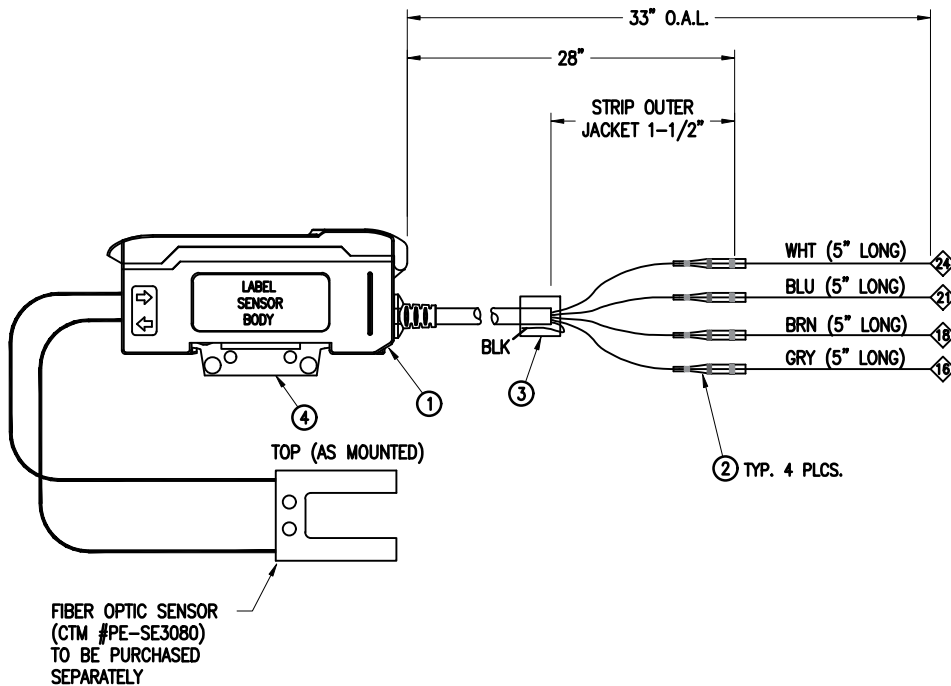
REV 1 REV 9

ASSEMBLY NOTES:

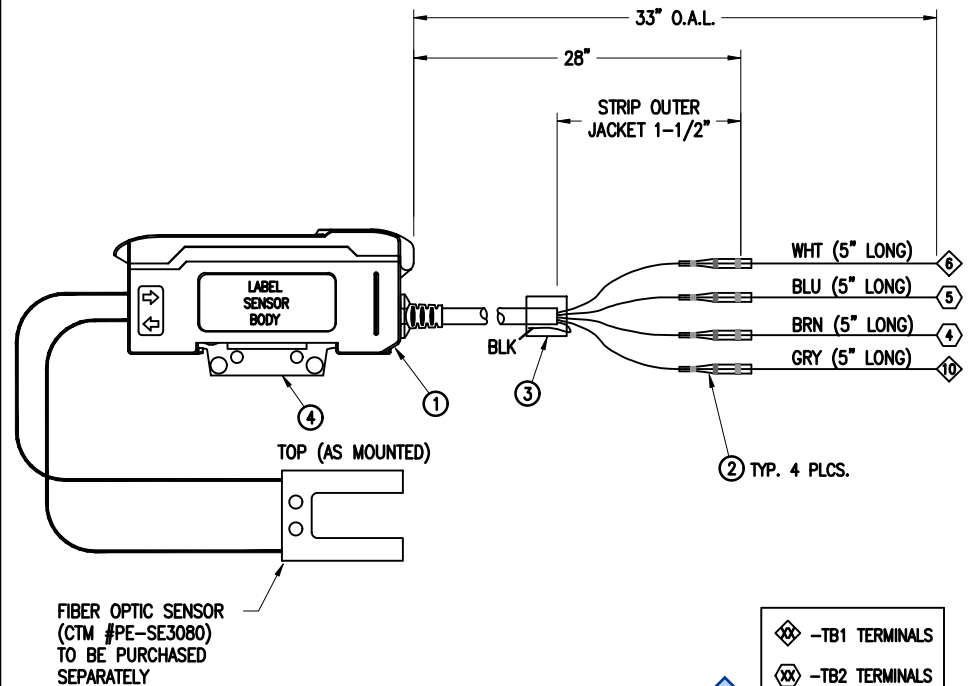
- 1) STRIP CABLE OUTER JACKET BACK 1-1/2" TO EXPOSE FOUR WIRES.
- 2) CUT BLK WIRE TO 1/4" LONG
- 6) APPLY ONE PIECE OF 3/16"φ x 1/2" LONG SHRINK TUBE OVER END, CAPTURING BLACK WIRE WITH SHRINK TUBE
- 2) STRIP EACH OF THE FOUR WIRES BACK 3/8".
- 3) INSERT WIRES INTO SOLDER SLEEVES SO ONLY BARE WIRE IS IN SOLDER RING, MATCHING WIRE EXTENSION COLOR WITH SAME COLOR CABLE WIRE.
- 4) HEAT WITH HEAT GUN UNTIL SOLDER HAS MELTED.
- 5) ALLOW SOLDER TO COOL BEFORE MOVING OR PULLING ON WIRES.

NOTE: SEND SENSOR MOUNTING BRACKET ^{REV 2}
with (2) #6-32 x 3/8" Lg. BHCS

360 SERIES APPLICATOR



360A SERIES APPLICATOR



THIS DRAWING AND DESIGN IS THE PROPERTY OF CTM INTEGRATION INC. AND MAY NOT BE REPRODUCED IN WHOLE OR IN PART WITHOUT THE WRITTEN PERMISSION OF CTM INTEGRATION INC.

APPLICATOR SERIES: 360	APPLICATOR WIDTH(S): 5"/7.5"/10"	GROUP: ELECTRICAL	TITLE: BANNER LABEL SENSOR (INSIDE CORE UNIT)	Dept. Code 70
REV. 10	REV. DESCRIPTION REMOVED NOTE FOR PNK WIRES	REV. DATE 12/18/20	REV. BY: SES	Scale: 1=6 Date: 01/03/07 DRAWN BY: BOB S.

F:\Engineering\Standard Parts\Appliator\360 SERIES\
360a\ASS\ASS-200-0450

BILL OF MATERIAL

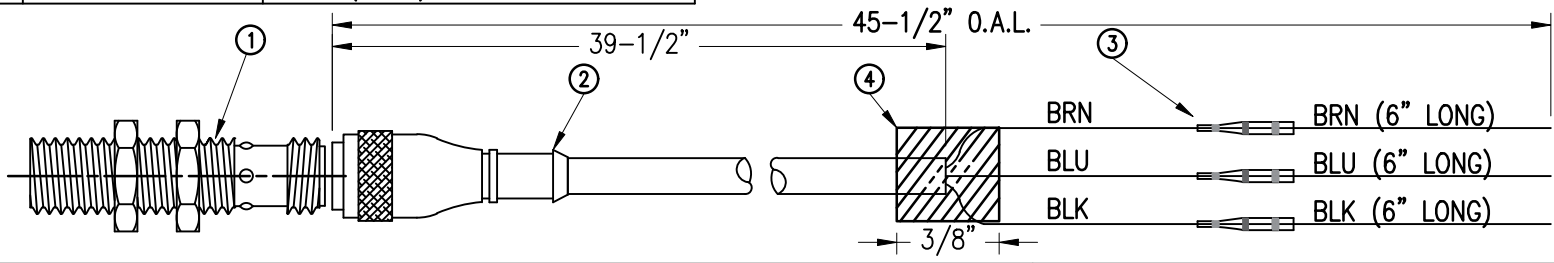
ASS-200-0460

ASS-200-0460

ITEM	QTY	CTM PART NUMBER	PART DESCRIPTION
①	1	PE-SE10108	3 mm Q.D. INDUCTIVE PROX. SENSOR
②	1	PE-SE3045	4-PIN EUROFAST 6-1/2' STRAIGHT CABLE
③	3	PE-SL1000	GRAY SOLDER SLEEVE 22-26 AWG
④	1	PE-ST1015	1/4" Ø SHRINK TUBE x 3/8" LONG
○	1	PE-W1036120	22 AWG (BLUE) WIRE x 6" LONG
○	1	PE-W1032	22 AWG (BLACK) WIRE x 6" LONG
○	1	PE-W1037120	22 AWG (BROWN) WIRE x 6" LONG

ASSEMBLY NOTES:

- 1) CUT CABLE TO 39-1/2"
- 2) STRIP CABLE OUTER JACKET BACK 1-1/2" TO EXPOSE FOUR WIRES.
- 3) STRIP 3/8" OFF BRN, BLU & BLK WIRES.
- 4) CUT WHT TO 1/4" LONG. FOLD OVER AND CAP W/ 3/8" OF 1/4" SHRINK TUBE
- 5) INSERT CABLE WIRE AND MATCHING EXTENSION INTO SOLDER SLEEVE.
- 6) ENSURE ONLY BARE WIRE IS IN THE SOLDER RING. HEAT WITH HEAT GUN UNTIL SOLDER MELTS.
- 7) ALLOW SOLDER TO COOL BEFORE MOVING OR PULLING ON WIRES.



SEE
TERMINAL
CONNECTIONS
BELOW

POWERED REWIND "CARRIAGE STYLE" (NEW)

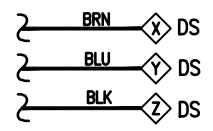
- USE 1 PROX. SENSOR.

POWERED REWIND "DANCER-ARM STYLE" (OLD)

- PROGRAM VERSION 360-2c.10.3 USES 2 SENSORS.
- PROGRAM VERSION PRIOR TO 360-2c.10.3 USES 3 SENSORS.

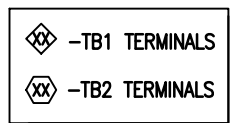
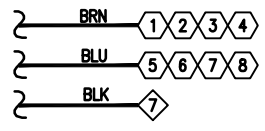
360 SERIES

- PROGRAM VERSION MUST BE 360-2c.10.3 OR NEWER.

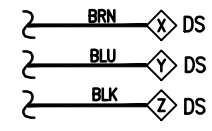


NOTE:
SEE TABLE FOR
CONNECTION PTS.

360A SERIES



360 SERIES ONLY



NOTE:
SEE TABLE FOR
CONNECTION PTS.

WIRE CONNECTION POINTS

SENSOR USAGE	WIRE CONNECTION		
	X	Y	Z
ON PROX	18	21	9
ON PROX	17	20	9

WIRE CONNECTION POINTS

① THIS PROX WAS REMOVED FOR PROGRAM VERSION: 360-2c.10.3

REV 2
REV 1
REV 2
REV 1

SENSOR USAGE	WIRE CONNECTION		
	X	Y	Z
OFF PROX	19	22	10
ON PROX	18	21	9
ON PROX	17	20	9



THIS DRAWING AND DESIGN IS THE PROPERTY OF CTM INTEGRATION INC. AND MAY NOT BE REPRODUCED IN WHOLE OR IN PART WITHOUT THE WRITTEN PERMISSION OF CTM INTEGRATION INC.

APPLICATOR SERIES: 360	APPLICATOR WIDTH(S): 5"/7.5"/10"	GROUP: ELECTRICAL	TITLE: PROXIMITY SENSOR ASSEMBLY (FOR NEW/OLD POWERED REWIND)	Dept. Code 70
REV. 7	REV. DESCRIPTION REPLACED 3/32" SHRINK TUBE WITH GRAY SOLDER SLEEVE	REV. DATE 02/08/19	REV. BY: BNT	Scale: 1=2
			Date: 04/16/02	DRAWN BY: BOB S.
				F:\Engineering\Standard Parts\Applcator\360 SERIES\ 360a\ASS\ASS-200-0460

BILL OF MATERIAL

ASS-200-0467X-X

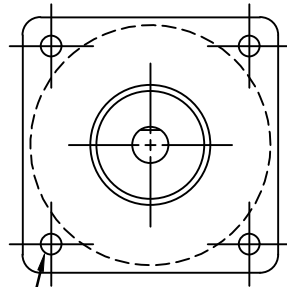
ITEM	QTY	CTM PART NUMBER	PART DESCRIPTION
①	1	PE-GE2105	90 DEG. PULSE ENCODER (2500 pulses/rev)
	1	PE-200-0406-10	SINGLE ENCODER CABLE (10 FT LENGTH)
②	1	ASS-200-0406-X	SINGLE ENCODER CABLE (15, 20, 25 FT. LENGTHS)
	1	ASS-200-0429-X	SPLITTER ENCODER CABLE (10, 15, 20 or 25 FT. LENGTHS)

ASS-200-0467X-X

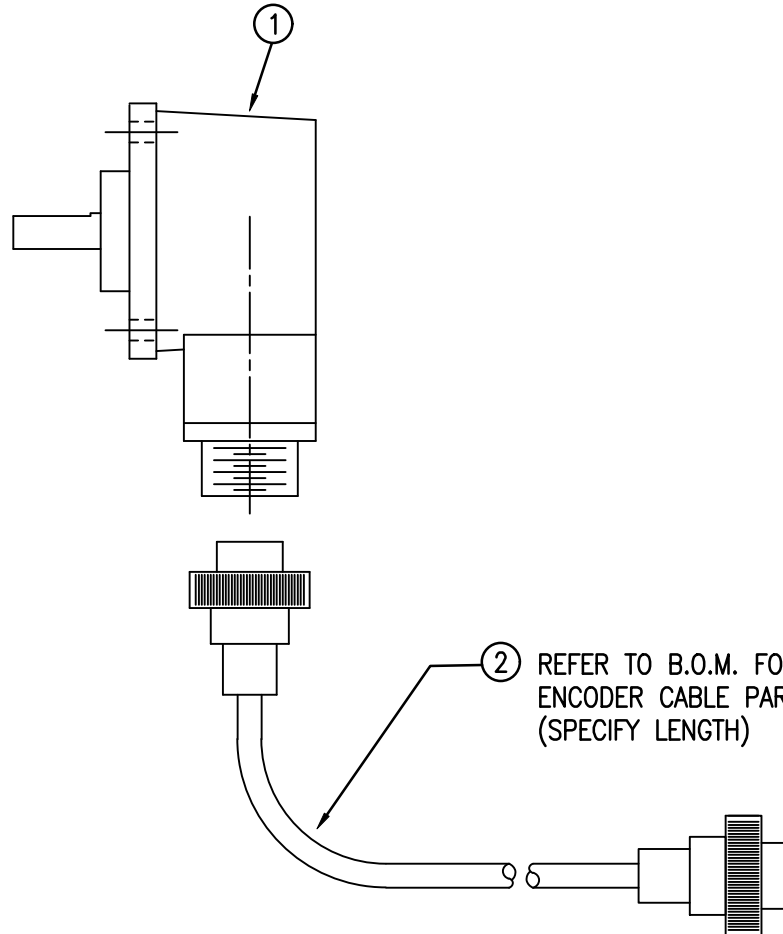
360; SINGLE CABLE -0467A- X
 360; SPLITTER CABLE -0467B- X

10 FT.	10
15 FT.	15
20 FT.	20
25 FT.	25

NOTE: IF THIS ASSEMBLY IS USED ON A 3600a YOU MUST ADD ASS-200A-0418 TO THE BOM



HOLES FOR #10-32 x 1/2 LONG PHILLIPS PAN HEAD w/ LOCK WASHER (4 PLACES) (PROVIDED BY ENCODER/BRACKET MANUFACTURER)



② REFER TO B.O.M. FOR CORRECT ENCODER CABLE PART NUMBER (SPECIFY LENGTH)

THIS DRAWING AND DESIGN IS THE PROPERTY OF CTM INTEGRATION INC. AND MAY NOT BE REPRODUCED IN WHOLE OR IN PART WITHOUT THE WRITTEN PERMISSION OF CTM INTEGRATION INC.

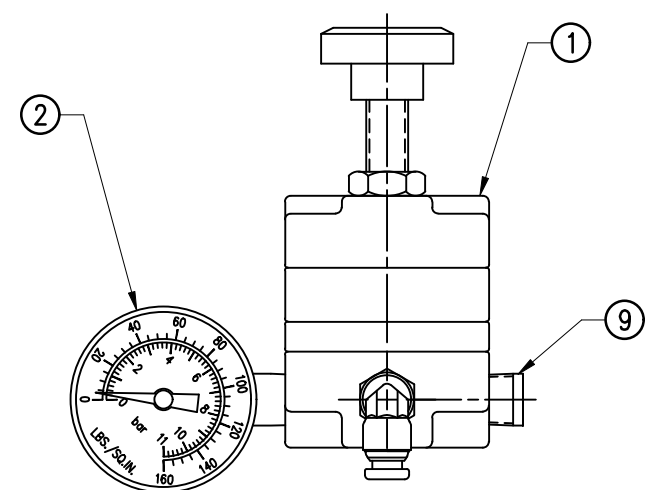
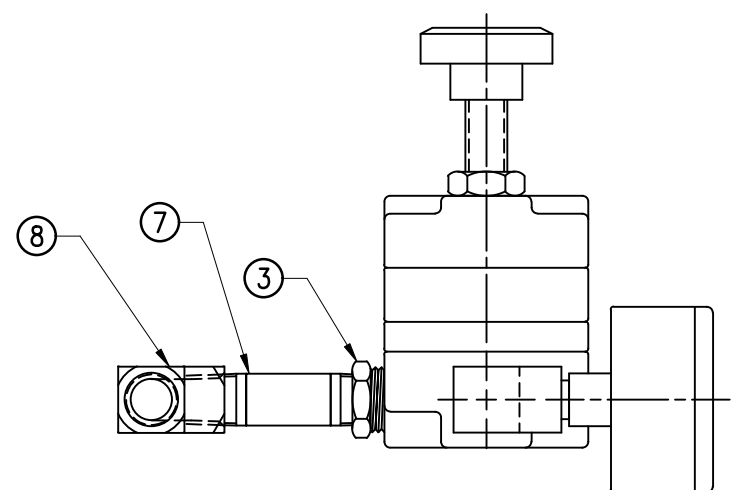
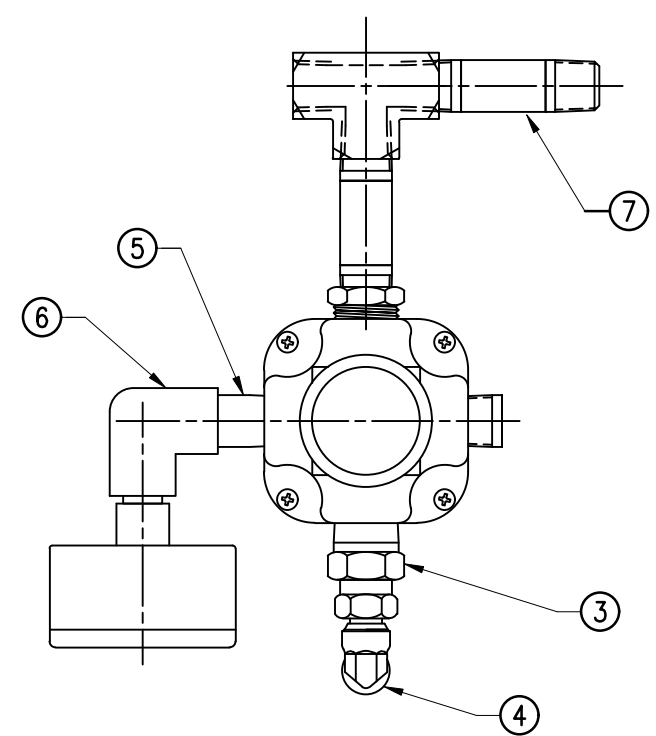
APPLICATOR SERIES: 360	APPLICATOR WIDTH(S): 5"/7.5"/10"	GROUP: ELECTRICAL	TITLE: 90 DEGREE ENCODER w/ CABLE	Dept. Code 70
REV. 2	REV. DESCRIPTION UPDATED ENCODER CABLE NUMBERS	REV. DATE 09/20/21	REV. BY: TDR	Scale: 1=2
		Date: 11/19/01	DRAWN BY: BOB S.	F:\Engineering\Standard Parts\Appliator\360 SERIES\ 360a\ASS\ASS-200-0467X-X

BILL OF MATERIAL

SOLD

ASS-200-3106

ASSEMBLY		ASS-200-3106		S
ITEM	QTY	ITEM DESCRIPTION	CTM PART NUMBER	
①	1	HI / LO PRESSURE REGULATOR	PM-REG1535	.
②	1	HI / LO REGULATOR GAUGE	PM-VA2383	.
③	2	PIPE FITTING, BUSHING, 1/4 NPT Female TO 3/8 NPT Male	PM-PF1110	.
④	1	PIPE FITTING, 90° ELBOW SWIVEL, 1/4 TUBE TO 1/4 MALE NPTF	PM-PF1035	.
⑤	1	PIPE FITTING, CLOSE NIPPLE, 1/4 NPT x 7/8 Lg.	PM-PF1125	.
⑥	1	PIPE FITTING, 90° ELBOW, 1/4 NPT FEMALE TO 1/4 NPT FEMALE	PM-PF1175	.
⑦	2	PIPE FITTING, NIPPLE, 1/4 NPT x 2.00" Lg.	PM-PF1145	.
⑧	1	PIPE FITTING, BUSHING, 1/4 NPT Female 3 ENDS	PM-PF1200	.
⑨	1	PIPE FITTING, PLUG, 1/4 NPT	PM-FT1200	.



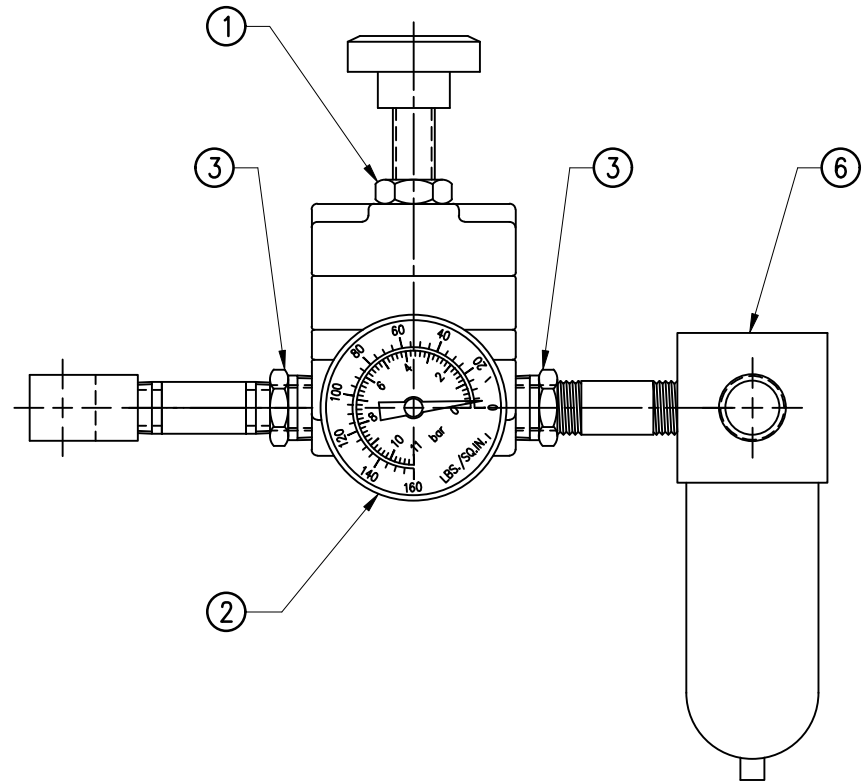
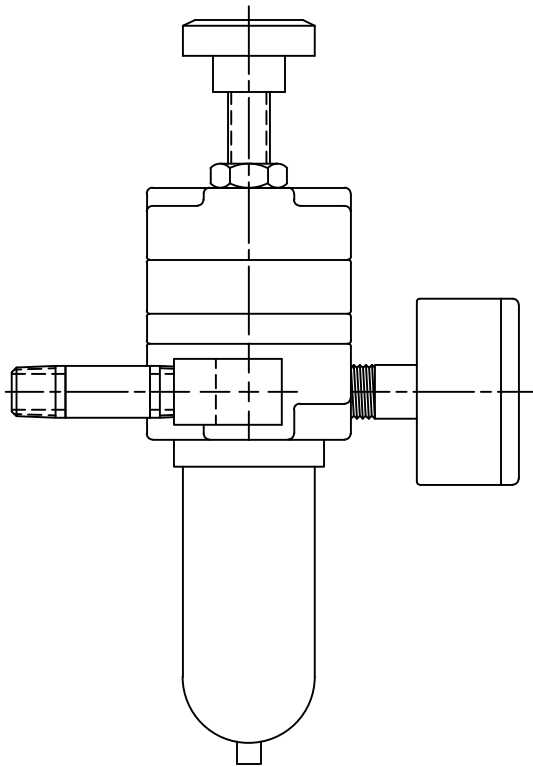
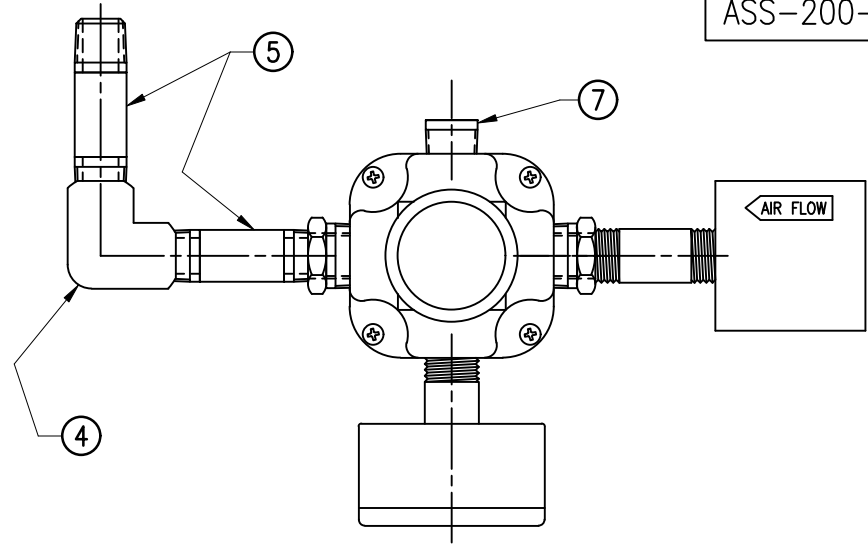
THIS DRAWING AND DESIGN IS THE PROPERTY OF CTM INTEGRATION INC. AND MAY NOT BE REPRODUCED IN WHOLE OR IN PART WITHOUT THE WRITTEN PERMISSION OF CTM INTEGRATION INC.

APPLICATOR SERIES: 360	APPLICATOR WIDTH(S): 5"/7.5"	GROUP: POWERED REWIND ASSEMBLY	TITLE: HI/LO REGULATOR ASSY (for EXISTING VALVE BANKS)	Dept. Code 70
REV. 0	REV. DESCRIPTION -	REV. DATE -	REV. BY: XXX	Scale: 1=2
		Date: 02/20/08	DRAWN BY: Jeffery Mendenhall	F:\Engineering\Standard Parts\Appliator\360 SERIES\ PWRD RW\ASS\ASS-200-3106



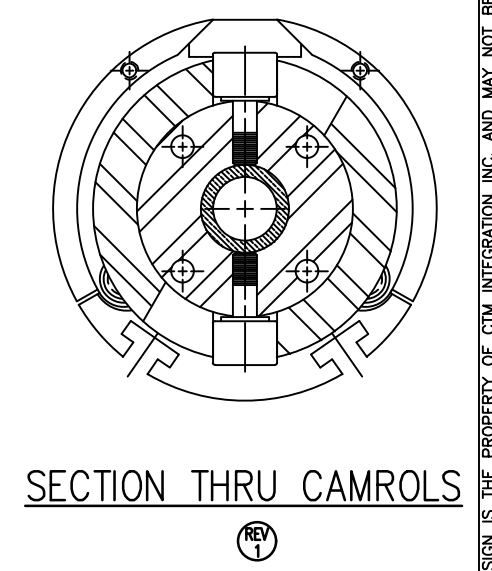
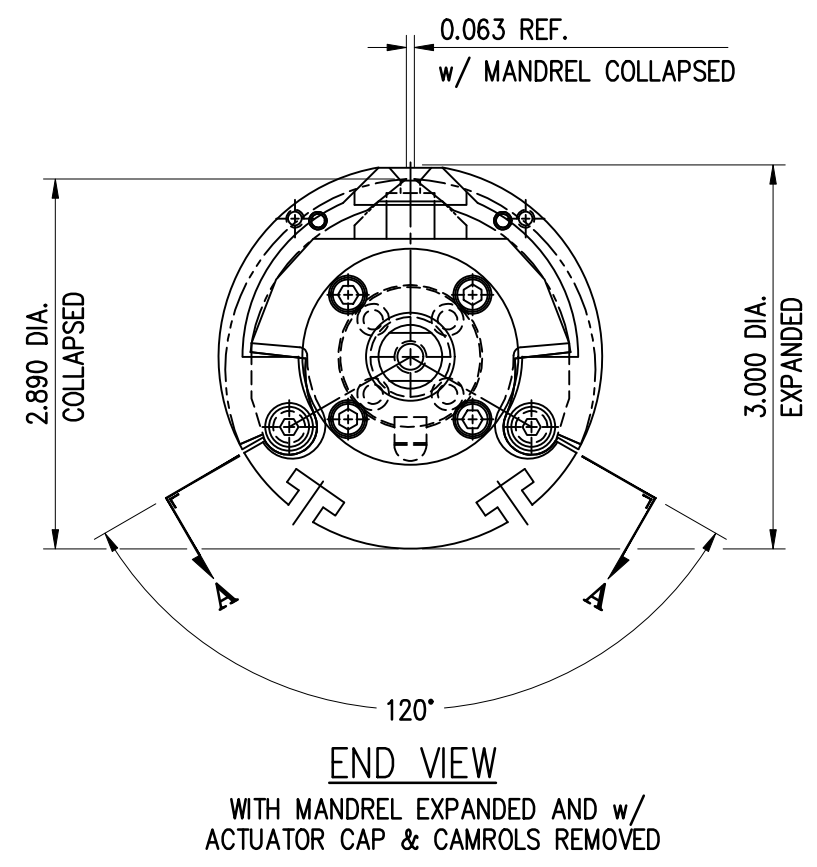
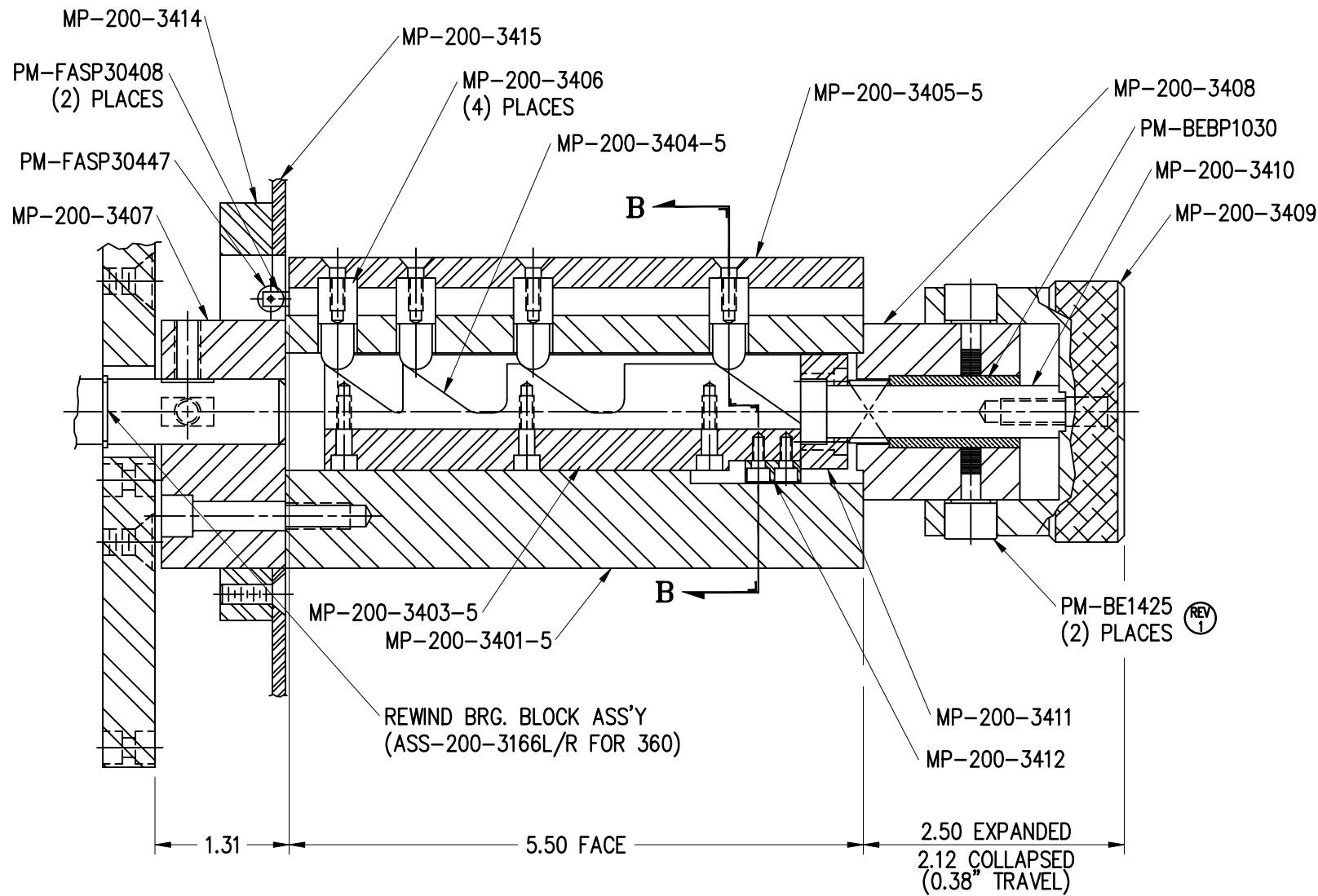
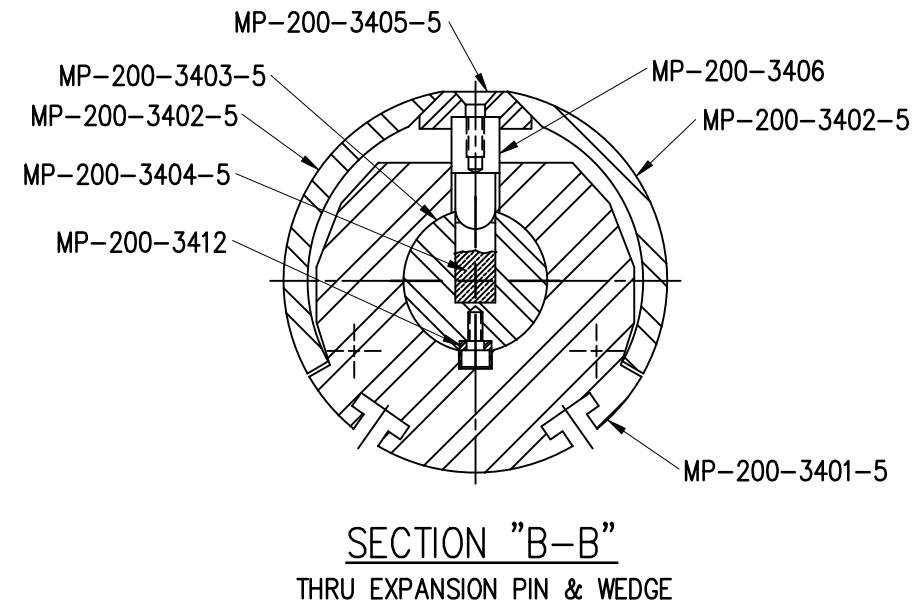
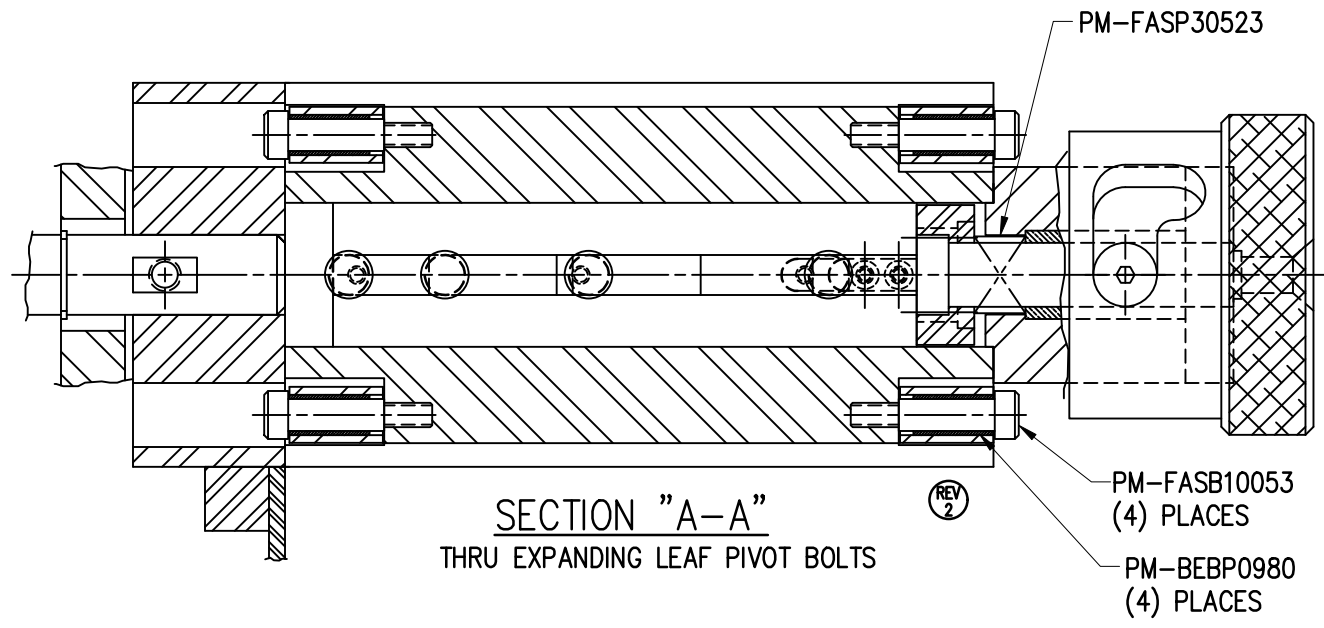
BILL OF MATERIAL				SOLD
ASSEMBLY				S
ASS-200-3107				
ITEM	QTY	ITEM DESCRIPTION	CTM PART NUMBER	
①	1	HI / LO PRESSURE REGULATOR	PM-REG1535	.
②	1	HI / LO REGULATOR GAUGE	PM-VA2383	.
③	2	PIPE FITTING, BUSHING, 1/4 NPT Female TO 3/8 NPT Male	PM-PF1110	.
④	1	PIPE FITTING, 90° ELBOW, 1/4 NPT FEMALE TO 1/4 NPT FEMALE	PM-PF1175	.
⑤	2	PIPE FITTING, CLOSE NIPPLE, 1/4 NPT x 2.00" Lg.	PM-PF1145	.
⑥	1	FILTER ASSEMBLY	ASS-214-0106	.
⑦	1	1/4" SOCKET HEAD PLATED PLUG	PM-FT1200	.

ASS-200-3107

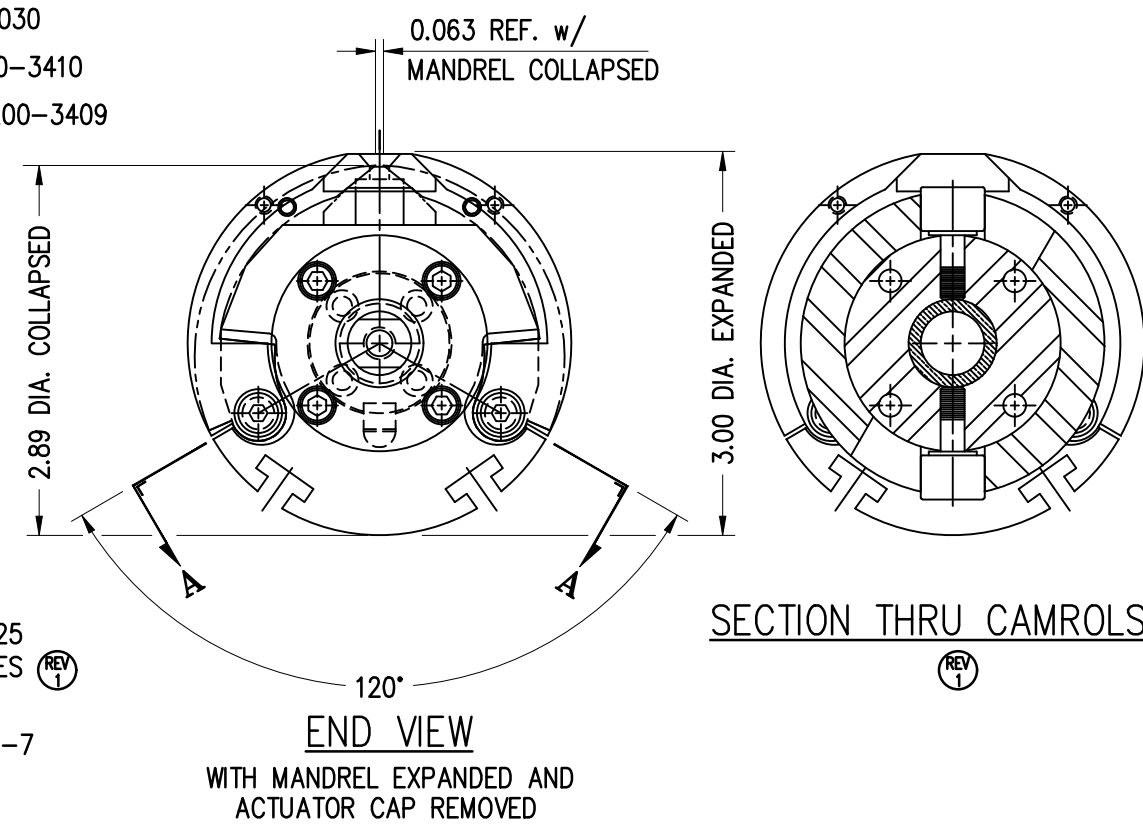
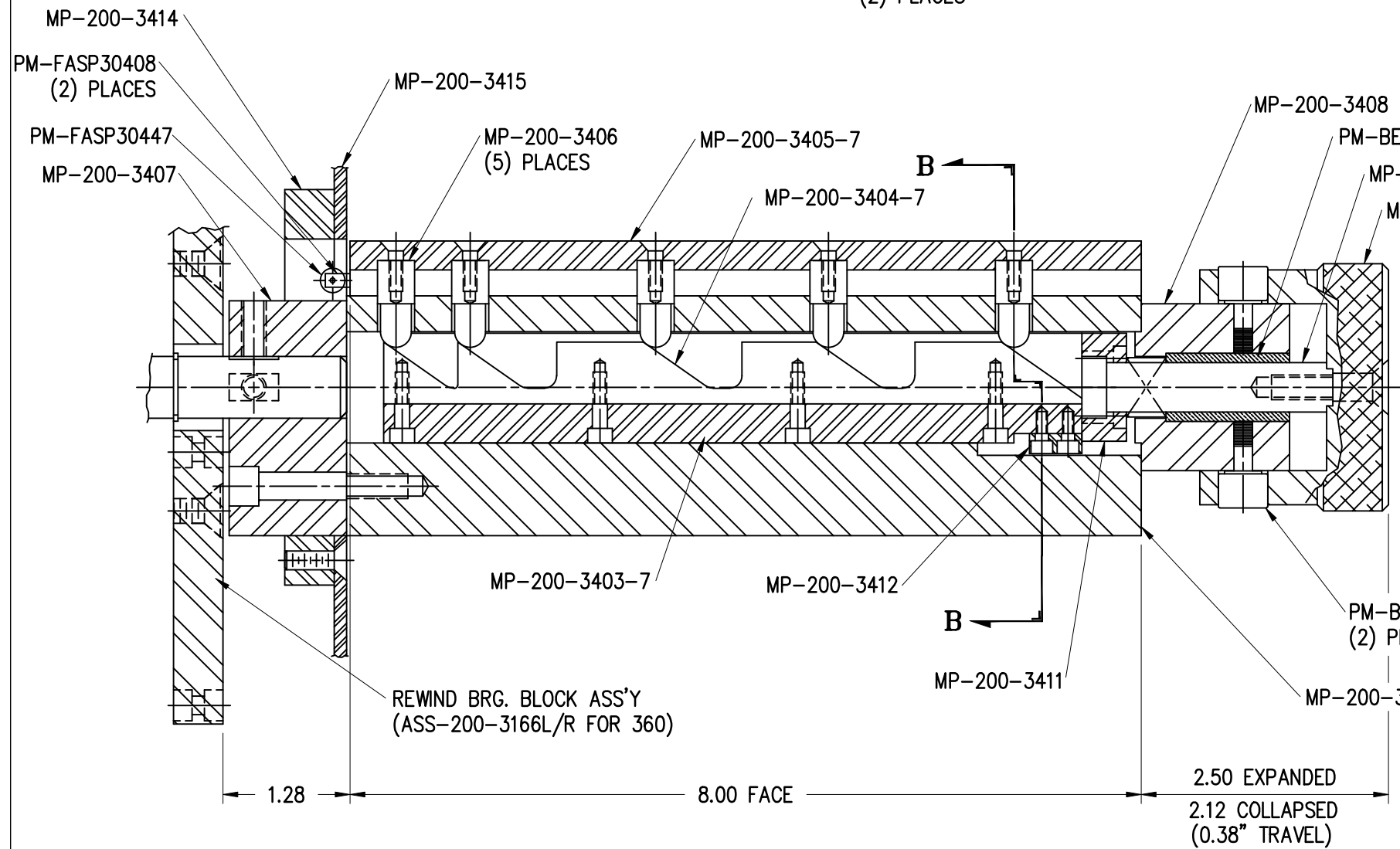
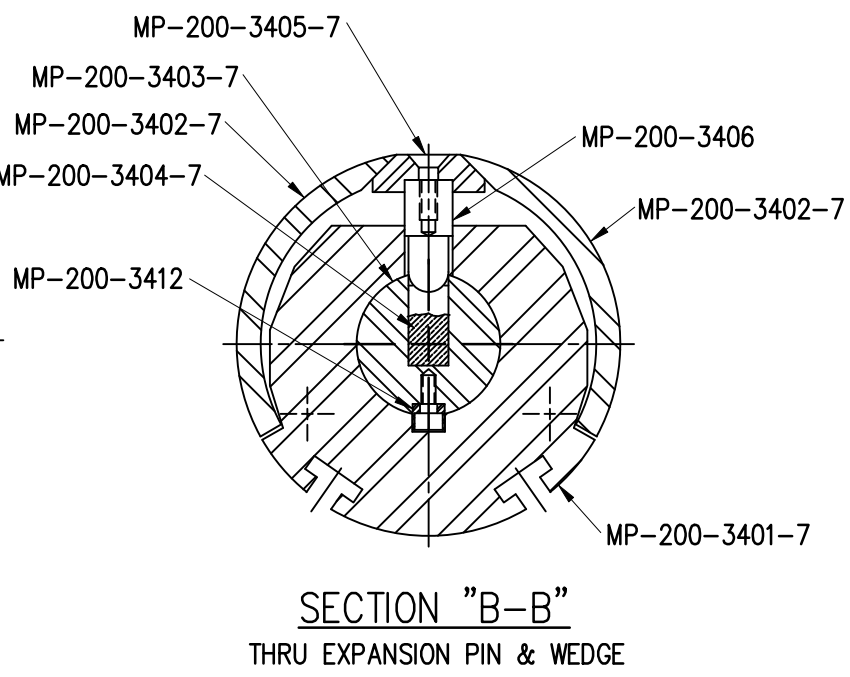
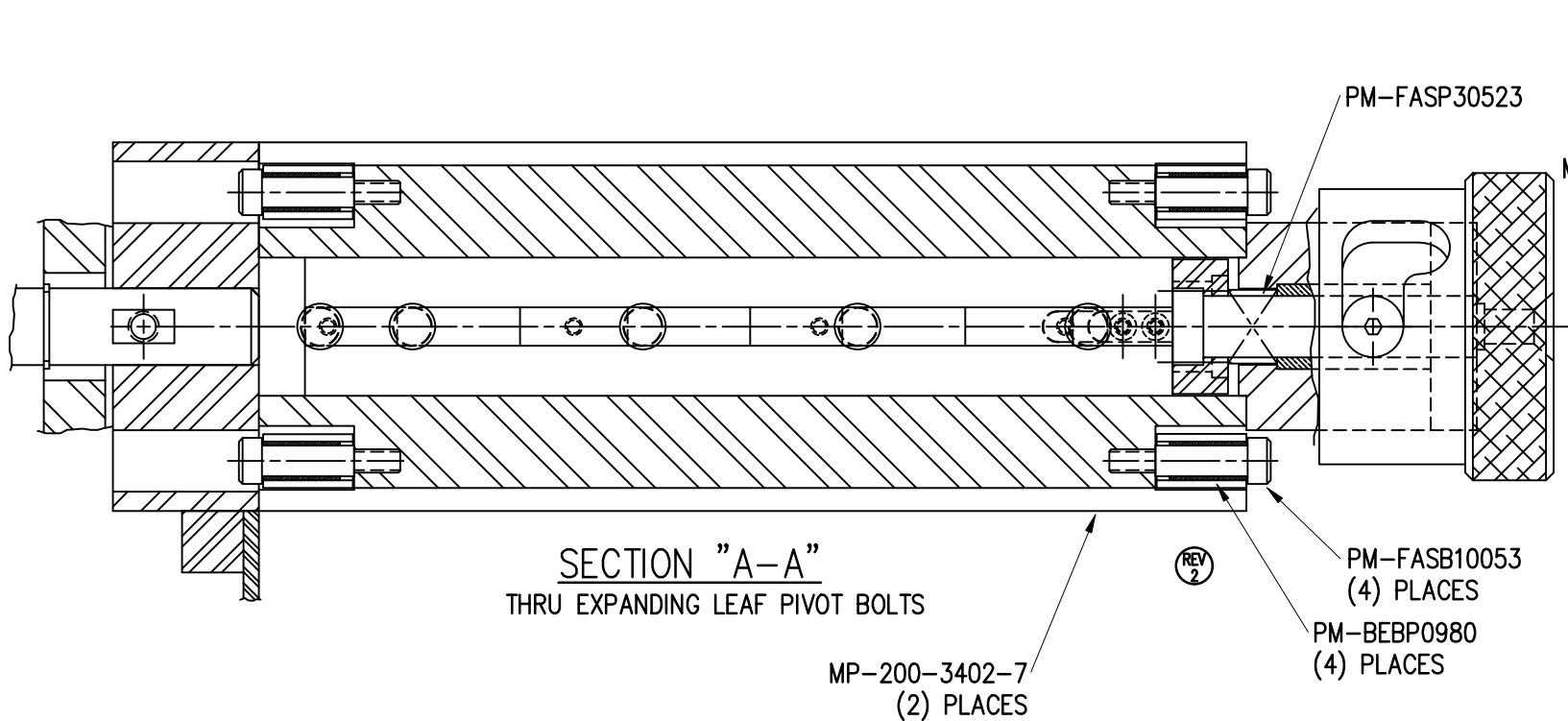


THIS DRAWING AND DESIGN IS THE PROPERTY OF CTM INTEGRATION INC. AND MAY NOT BE REPRODUCED IN WHOLE OR IN PART WITHOUT THE WRITTEN PERMISSION OF CTM INTEGRATION INC.

APPLICATOR SERIES: 360	APPLICATOR WIDTH(S): 5"/7.5"	GROUP: POWERED REWIND ASSEMBLY	TITLE: HI/LO REGULATOR ASSY (for APPS. w/o VALVE BANKS)	Dept. Code 70
REV. 0	REV. DESCRIPTION -	REV. DATE -	REV. BY: XXX	Scale: 1=2
		Date: 02/20/08	DRAWN BY: Jeffery Mendenhall	F:\Engineering\Standard Parts\Appliator\360 SERIES\ PWRD RW\ASS\ASS-200-3107

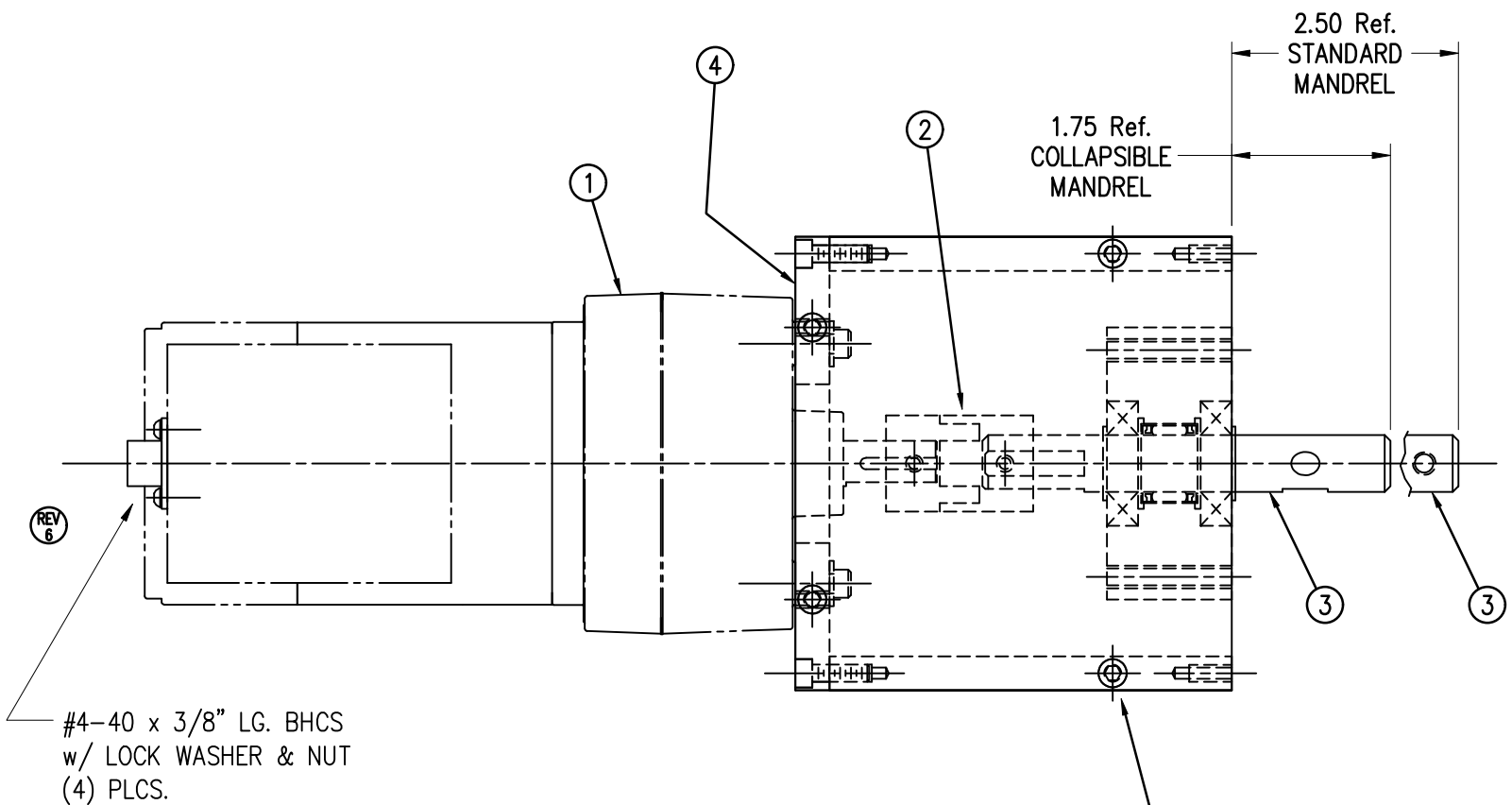


THIS DRAWING AND DESIGN IS THE PROPERTY OF CTM INTEGRATION INC. AND MAY NOT BE REPRODUCED IN WHOLE OR IN PART WITHOUT THE WRITTEN PERMISSION OF CTM INTEGRATION INC.		Dept. Code	70
APPLICATOR SERIES: 360 SERIES		TITLE:	COLLAPSIBLE REWIND ASSEMBLY
REV. 2	DESCRIPTION	REV. BY:	T. KELLY
	CORRECTED SECTION "A-A", REMOVED MP-200-3413	REV. DATE:	12/05/18
		Scale:	1=1.5
		Date:	07/11/06
		Drawn By:	T. KELLY
		F:\Engineering\Standard Parts\Applcator\360 SERIES\	360a\ASS-200-3140-7



SECTION THRU CAMROLS





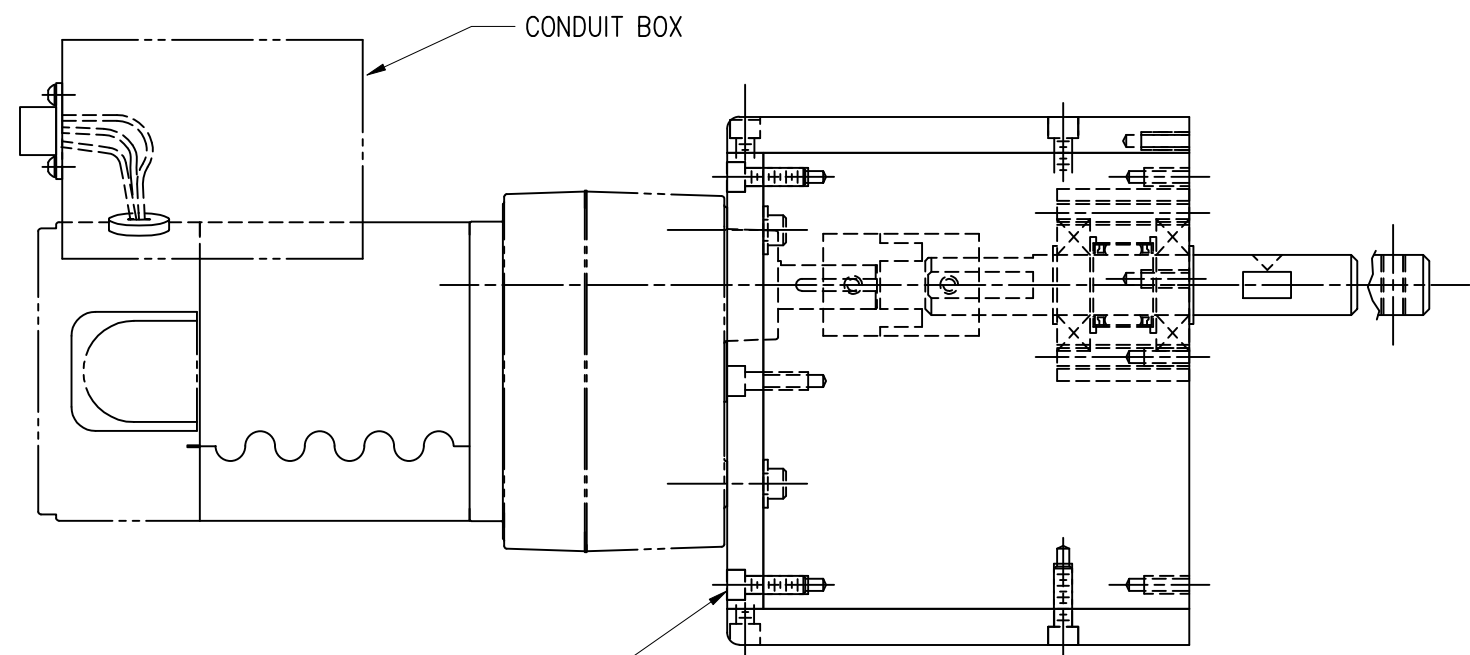
BILL OF MATERIAL			
ASS-200-3157XR/L			
ITEM	QTY	CTM PART NUMBER	PART DESCRIPTION
①	1	ASS-200-0465	LEESON GEAR MOTOR
②	1	-	L050 LOVEJOY COUPLING 4X176 COUPLING BODY 4X177 COUPLING BODY 1X409 SPIDER (complete with 2 set screws)
③	1	ASS-200-0128R/L	REWIND BEARING BLOCK Assy. (Std MANDREL)
	1	ASS-200-3166R/L	REWIND BEARING Bk., (COLLAPSIBLE MANDREL)
④	1	MP-200-3316	REWIND MOTOR MOUNT PLATE
⑤	2	MP-200-3315	REWIND MOTOR TOP/BOTTOM PLATE
⑥	2	MP-200-3317	REWIND MOTOR BOX SIDE PLATE
	6	PM-FASH429075	SHCS, #10-32 x 5/8" Lg., SS
	4	PM-FAFH50620	FHCS, 1/4"-20 x 1.00" Lg., SS

ASS-200-3157RL-X	
R.H., Std MANDREL	-3157R
L.H., Std MANDREL	-3157L
R.H., COLLAPSIBLE MANDREL	-3157R-C
L.H., COLLAPSIBLE MANDREL	-3157L-C

#4-40 x 3/8" LG. BHCS
w/ LOCK WASHER & NUT
(4) PLCS.

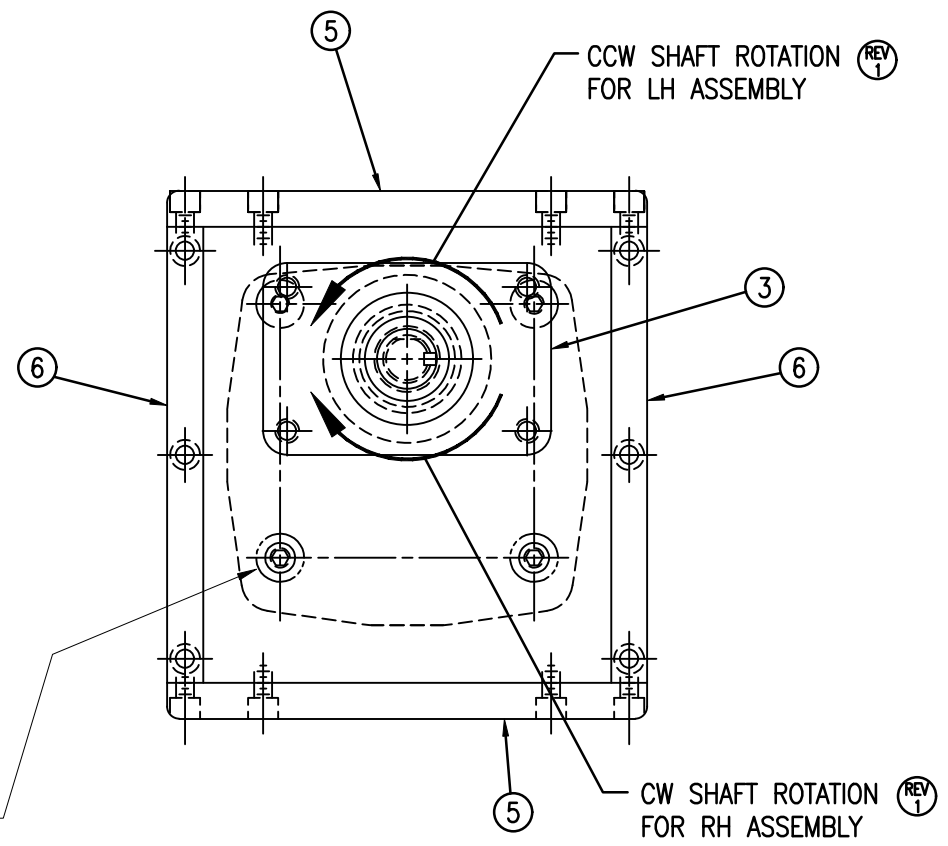
NOTE: FOR MOTOR WIRING INFORMATION
REFER TO CTM DWG NO. ASS-200a-0403

#10-32 x 5/8 LG. SHCS
TOP PLATE - 4 PLACES
BOTTOM PLATE - 4 PLACES



#10-32 x 5/8" LG. SHCS
(6) PLCS.

#10-32 x 3/4" LG. SHCS
w/ FLAT WASHER (4) PLCS.



THIS DRAWING AND DESIGN IS THE PROPERTY OF CTM INTEGRATION INC. AND MAY NOT BE REPRODUCED IN WHOLE OR IN PART WITHOUT THE WRITTEN PERMISSION OF CTM INTEGRATION INC.
 APPLICATOR SERIES: 360
 APPLICATOR WIDTH(S): 5"/7.5"/10"
 REV. DESCRIPTION: 6 REMOVED PINS & CONNECTOR (ALREADY PART OF ASS-200-0465)
 REV. DATE: 04/16/21
 REV. BY: TDR
 REV. DATE: 12/20/06
 SCALE: 1=2
 DRAWN BY: BOB S.
 TITLE: POWERED REWIND MOTOR ASSY. (Std & COLLAPSIBLE MANDREL)
 Dept. Code: 70
 F:\Engineering\Standard Parts\Applcator\360 SERIES\360a\ASS-200-3157RL-X

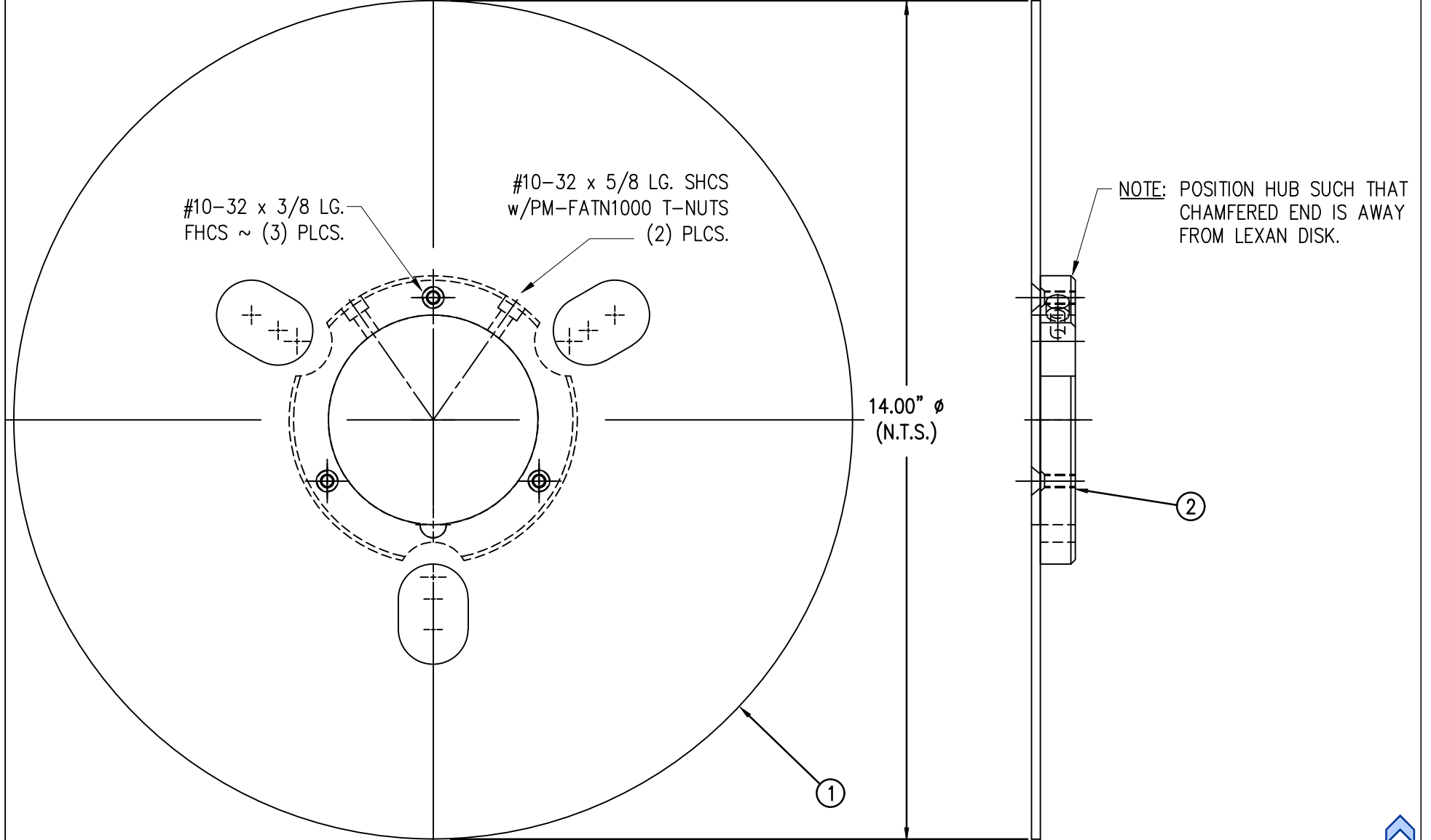
BILL OF MATERIAL

ASS-200-3162CX

ASS-200-3162CX

STANDARD -3162C
REELS-UP -3162CA

ITEM	QTY	CTM PART NUMBER	PART DESCRIPTION
①	1	MP-200-3394	14.00" LEXAN REWIND DISK
	1	MP-200-3394A	14.00" ALUM. REWIND DISK
②	1	MP-200-3414	COLLAPSIBLE REWIND DISK HUB



THIS DRAWING AND DESIGN IS THE PROPERTY OF CTM INTEGRATION INC. AND MAY NOT BE REPRODUCED IN WHOLE OR IN PART WITHOUT THE WRITTEN PERMISSION OF CTM INTEGRATION INC.

APPLICATOR SERIES: 360	APPLICATOR WIDTH(S): 5"/7.5"	GROUP: POWERED REWIND ASSEMBLY	TITLE: 14" DISK ASSEMBLY FOR COLLAPSIBLE REWIND	Dept. Code 70
REV. 0	REV. DESCRIPTION -	REV. DATE -	REV. BY: XXX	Scale: 1=2
		Date: 02/27/08	DRAWN BY: Jeffery Mendenhall	F:\Engineering\Standard Parts\Appliator\360 SERIES\ PWRD RW\ASS\ASS-200-3162CX

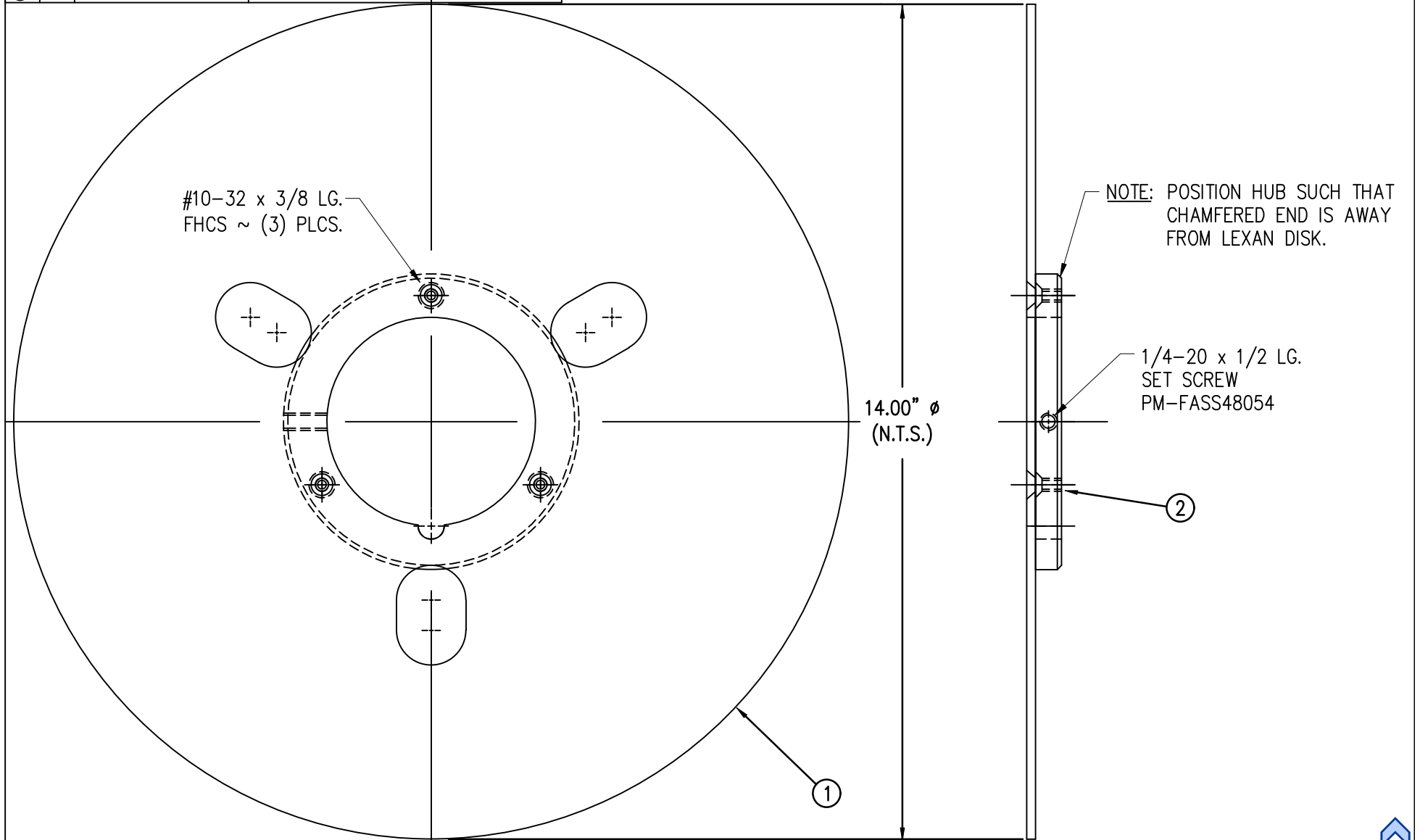
BILL OF MATERIAL

ASS-200-3162X

ASS-200-3162X

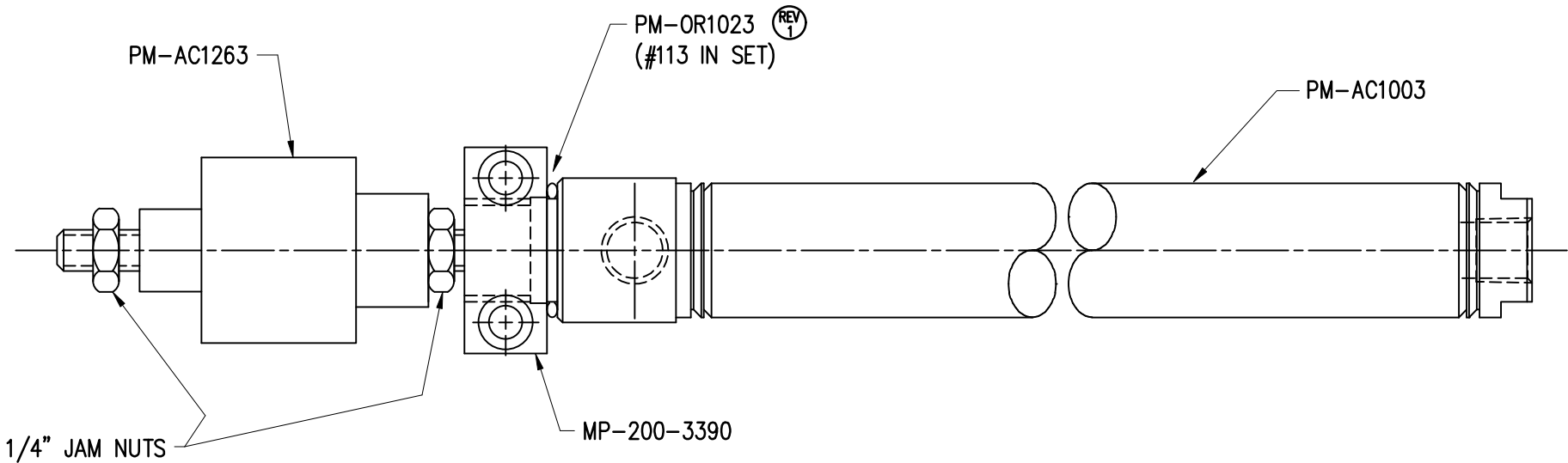
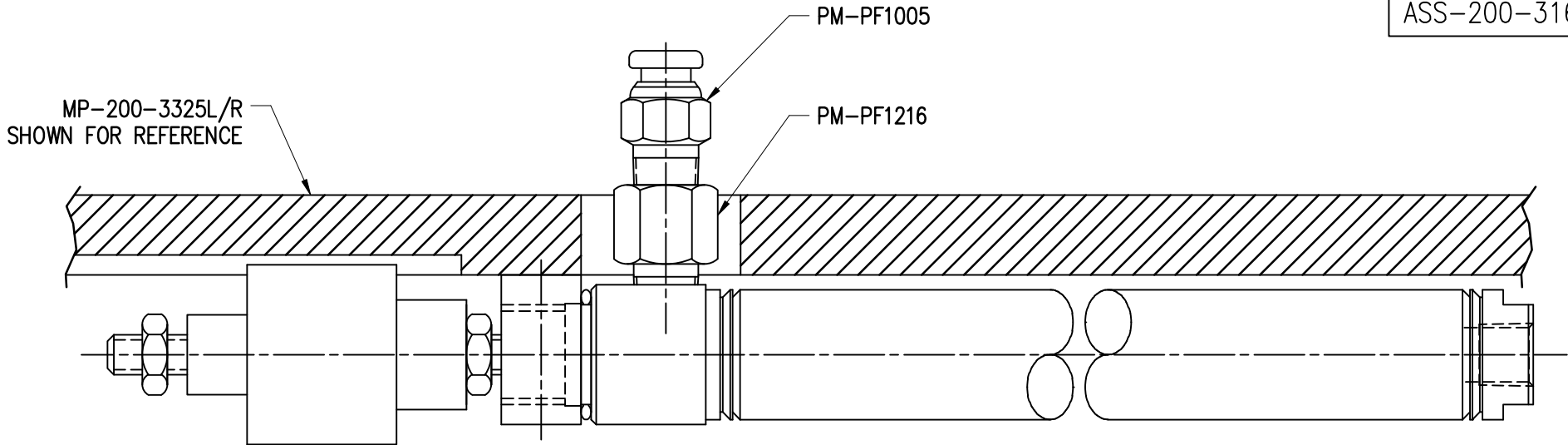
ITEM	QTY	CTM PART NUMBER	PART DESCRIPTION
①	1	MP-200-3394	14.00" LEXAN REWIND DISK
	1	MP-200-3394A	14.00" ALUM. REWIND DISK
②	1	MP-200-3395	REWIND DISK HUB

STANDARD -3162
REELS-UP -3162A



THIS DRAWING AND DESIGN IS THE PROPERTY OF CTM INTEGRATION INC. AND MAY NOT BE REPRODUCED IN WHOLE OR IN PART WITHOUT THE WRITTEN PERMISSION OF CTM INTEGRATION INC.

APPLICATOR SERIES: 360	APPLICATOR WIDTH(S): 5"/7.5"	GROUP: POWERED REWIND ASSEMBLY	TITLE: 14" DISK ASSEMBLY FOR STANDARD REWIND	Dept. Code 70
REV. 0	REV. DESCRIPTION -	REV. DATE -	REV. BY: XXX	Scale: 1=2
		Date: 02/27/08	DRAWN BY: Jeffery Mendenhall	F:\Engineering\Standard Parts\Appliator\360 SERIES\ PWRD RW\ASS\ASS-200-3162X



THIS DRAWING AND DESIGN IS THE PROPERTY OF CTM INTEGRATION INC. AND MAY NOT BE REPRODUCED IN WHOLE OR IN PART WITHOUT THE WRITTEN PERMISSION OF CTM INTEGRATION INC.

APPLICATOR SERIES: 360	APPLICATOR WIDTH(S): 5"/7.5"	GROUP: POWERED REWIND ASSEMBLY	TITLE: CYLINDER MOUNTING ASSEMBLY	Dept. Code 70
REV. 1	REV. DESCRIPTION SWITCHED FROM SHIMS TO O-RING	REV. DATE 12/18/07	REV. BY: TDR	Scale: 1=1
			Date: 10/19/07	DRAWN BY: Jeffery Mendenhall
				F:\Engineering\Standard Parts\Applicator\360 SERIES\ PWRD RW\ASS\ASS-200-3168



BILL OF MATERIAL

ASS-200-3169R/L-X

ITEM	QTY	CTM PART NUMBER	PART DESCRIPTION
①	1	ASS-200-3160	20" INSIDE UNWIND DISK ASSEMBLY
②	1	ASS-200-3159	20" OUTSIDE UNWIND DISK
③	1	MP-200-0267CS	UNWIND CORE SUPPORT SPACER
④	1	ASS-200-X135	5/7.5 WIDE TENSION ROLLER Assy. w/SHAFT
⑤	1	MP-200-3393	EXTENSION PLATE (for 16" & 20" UNWIND)
⑥	1	MP-200-3392	EXTENSION PLATE RIB
⑦	1	SAS-200-3164R/L-X	20" UNWIND CORE Assy, R/L, 5/7.5" WIDE

REV 2

NOTE: FOR REELS-UP ORIENTATION, REPLACE UNWIND DISK ASS-200-3160 WITH ASS-200-3160A & ADD LOCK COLLAR PM-C01025

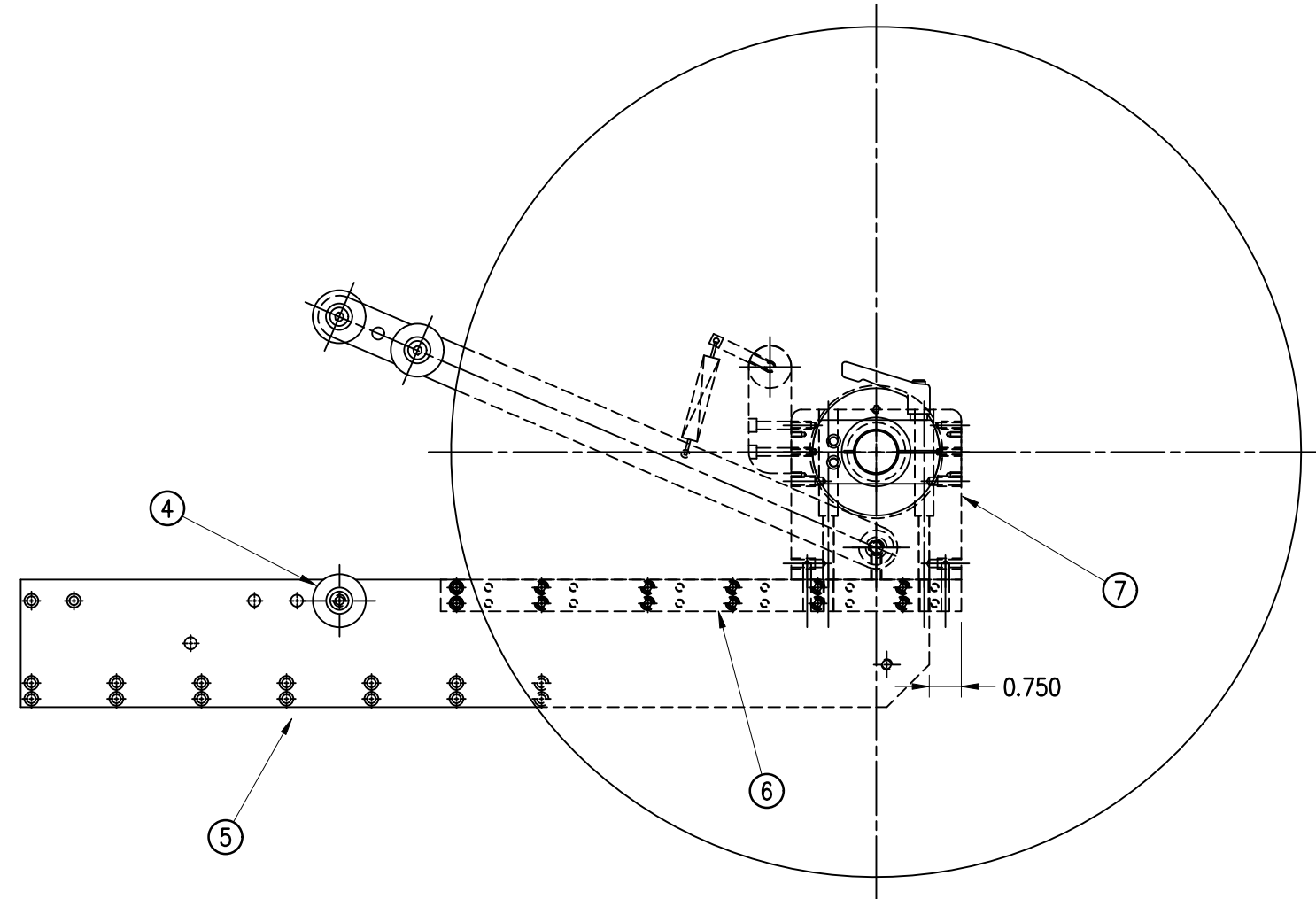
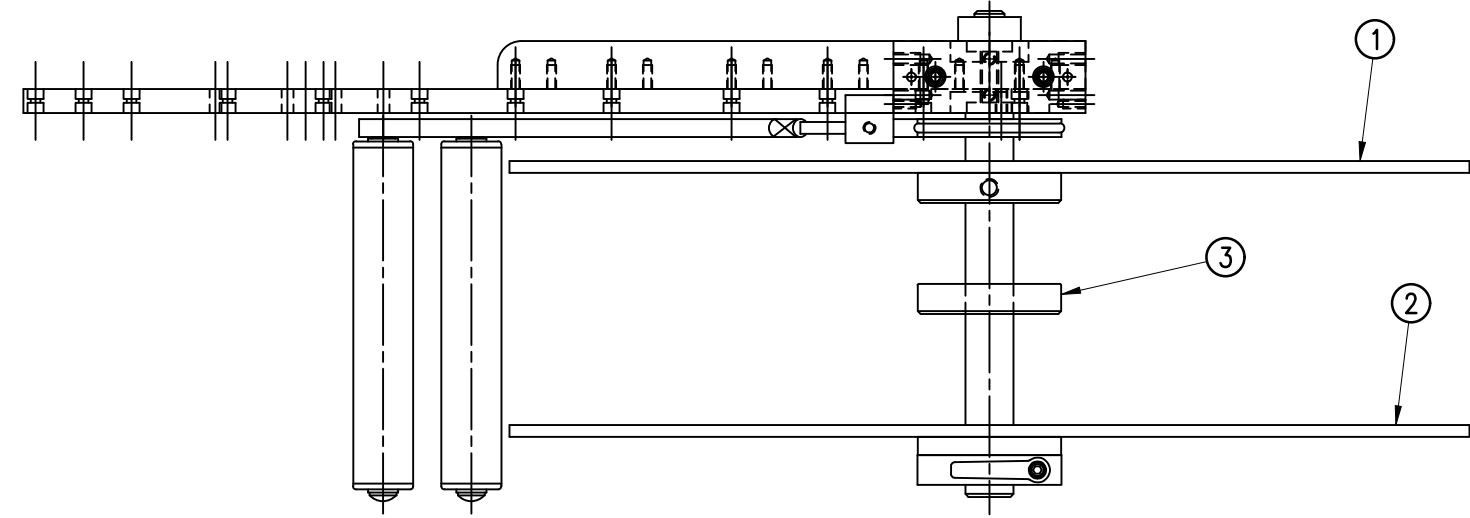
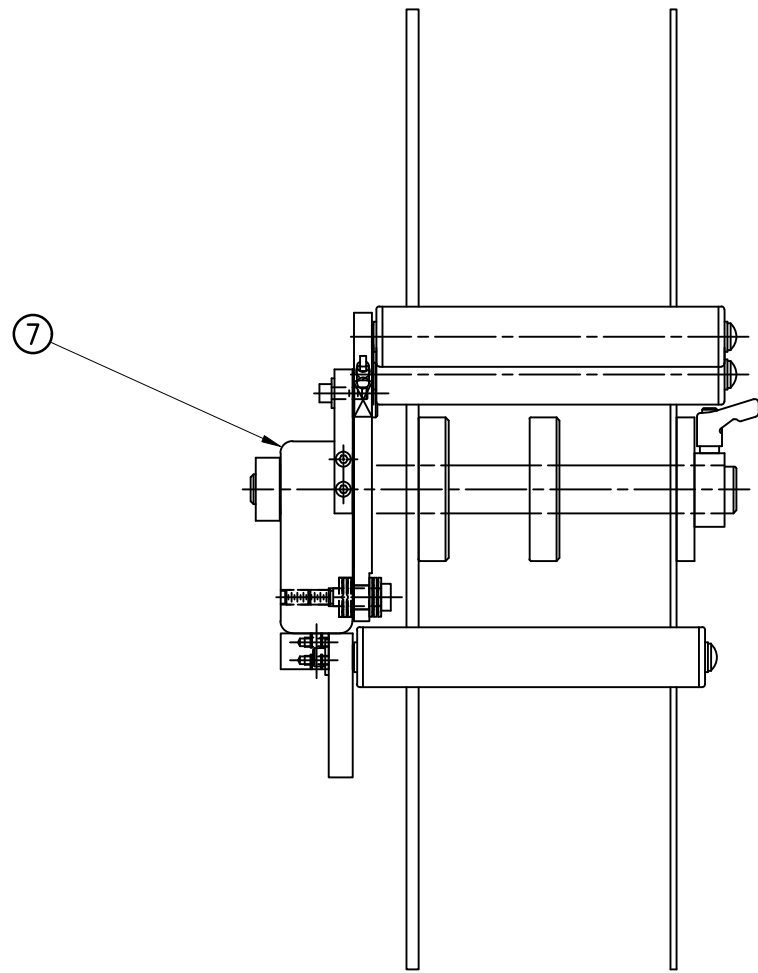
RH & LH ASSEMBLIES AVAILABLE
-RH ASSEMBLY SHOWN-

5.00" & 7.50" ASSEMBLIES AVAILABLE
-5.00" ASSEMBLY SHOWN-

ASS-200-3169R/L-X

5" WIDE, R/L -3169R/L-5
7.5" WIDE, R/L -3169R/L-7

THIS DRAWING AND DESIGN IS THE PROPERTY OF CTM INTEGRATION INC. AND MAY NOT BE REPRODUCED IN WHOLE OR IN PART WITHOUT THE WRITTEN PERMISSION OF CTM INTEGRATION INC.
 APPLICATOR SERIES: 360
 APPLICATOR WIDTH(S): 5"/7.5"
 REV. DESCRIPTION: 2 UPDATED PART Nos FOR ITEMS 5 & 6
 REV. DATE: 01/30/20
 REV. BY: TDR
 SCALE: 1=4
 DATE: 02/27/08
 DRAWN BY: Jeffery Mendenhall
 TITLE: 20" NON-POWERED UNWIND w/ 14" POWERED REWIND ASSY
 Dept. Code: 70
 F:\Engineering\Standard Parts\Appliator\360 SERIES\ PWRD RW\ASS\ASS-200-3169RL-X



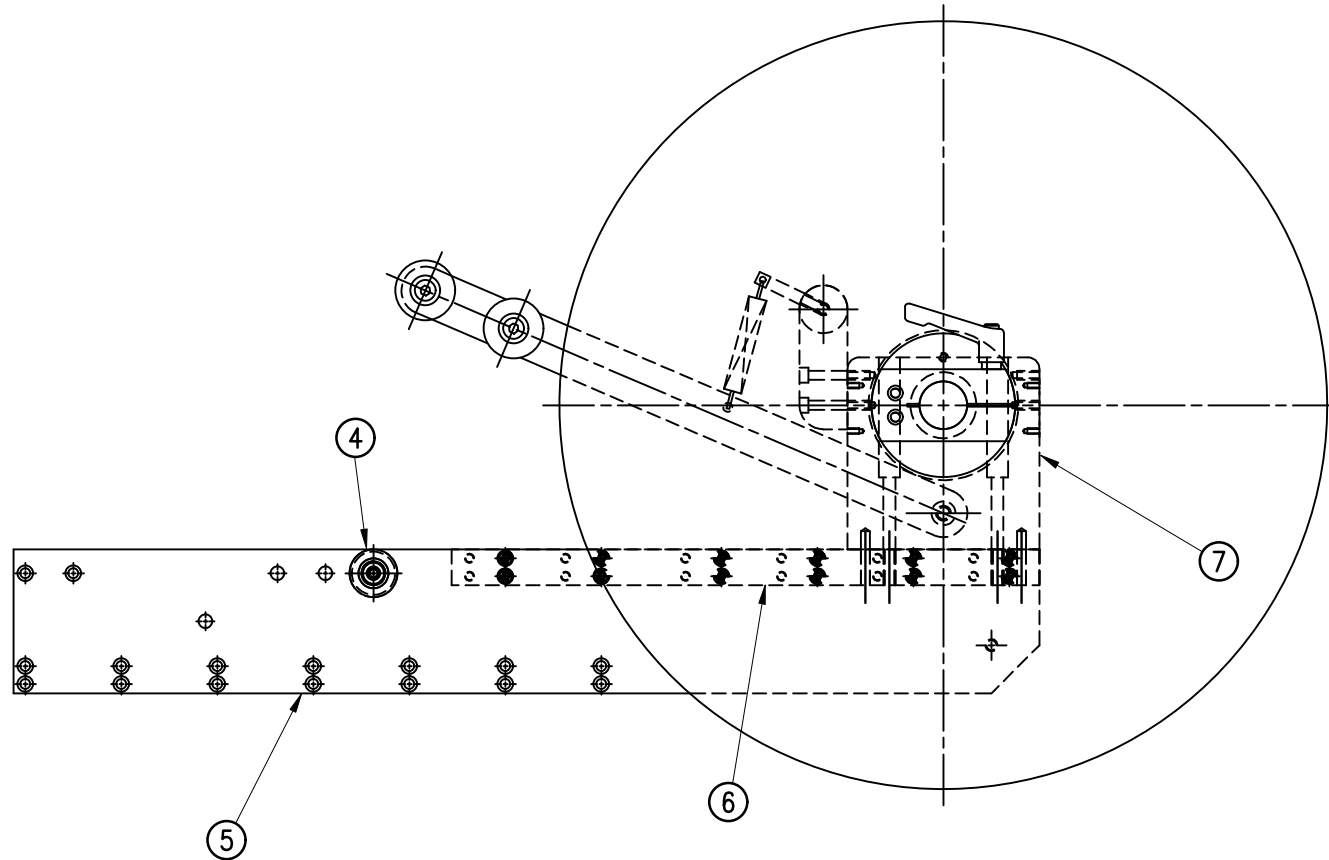
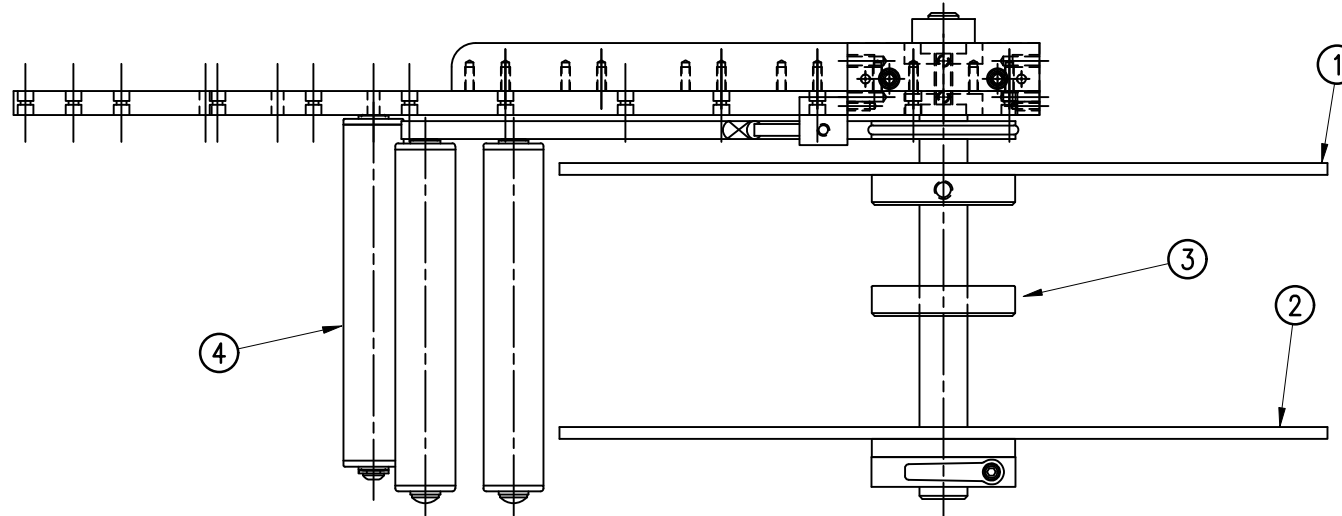
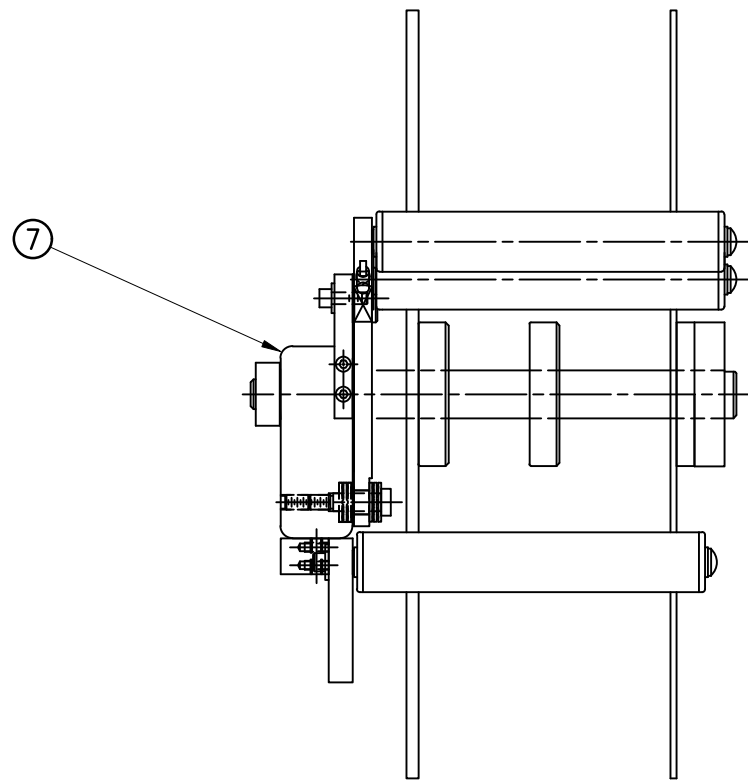
BILL OF MATERIAL

ASS-200-3170R/L-X

ITEM	QTY	CTM PART NUMBER	PART DESCRIPTION
①	1	ASS-200-3132	16" INSIDE UNWIND DISK ASSEMBLY
②	1	ASS-200-2133	16" OUTSIDE UNWIND DISK
③	1	MP-200-0267CS	UNWIND CORE SUPPORT SPACER
④	1	ASS-200-X135	5/7.5 WIDE TENSION ROLLER Assy. w/SHAFT
⑤	1	MP-200-3393	EXTENSION PLATE (for 16" & 20" UNWIND)
⑥	1	MP-200-3392	EXTENSION PLATE RIB
⑦	1	SAS-200-3121AR/L-X	16" UNWIND CORE Assy, R/L, 5/7.5" WIDE

REV 2

NOTE: FOR REELS-UP ORIENTATION, REPLACE UNWIND DISC ASS-200-3132 WITH ASS-200-3132A & ADD LOCK COLLAR PM-C01025



RH & LH ASSEMBLIES AVAILABLE
-RH ASSEMBLY SHOWN-

5.00" & 7.50" ASSEMBLIES AVAILABLE
-5.00" ASSEMBLY SHOWN-

ASS-200-3170R/L-X

5" WIDE, R/L -3170R/L-5

7.5" WIDE, R/L -3170R/L-7

THIS DRAWING AND DESIGN IS THE PROPERTY OF CTM INTEGRATION INC. AND MAY NOT BE REPRODUCED IN WHOLE OR IN PART WITHOUT THE WRITTEN PERMISSION OF CTM INTEGRATION INC.		Dept. Code	70
APPLICATOR SERIES: 360	APPLICATOR WIDTH(S): 5"/7.5"	TITLE: 16" NON-POWERED UNWIND w/ 14" POWERED REWIND ASSY	REV. BY: TDR
REV. DESCRIPTION: 2 UPDATED PART Nos FOR ITEMS 5 & 6	REV. DATE: 01/30/20	Date: 02/27/08	Scale: 1=4
DRAWN BY: Jeffery Mendenhall		F:\Engineering\Standard Parts\Appliator\360 SERIES\ PWRD RW\ASS-200-3170RL-X	

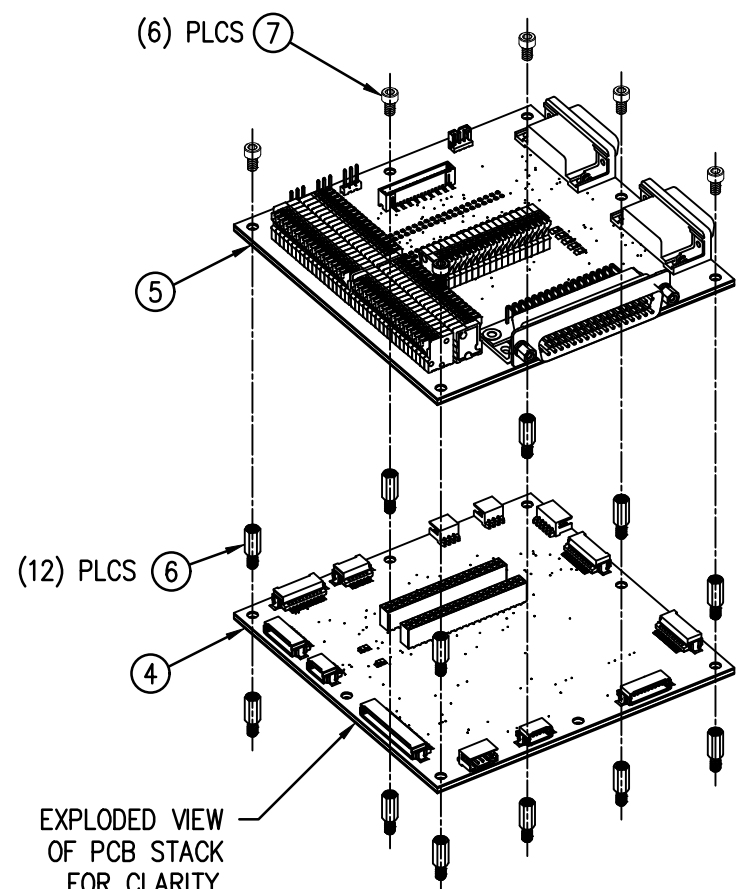
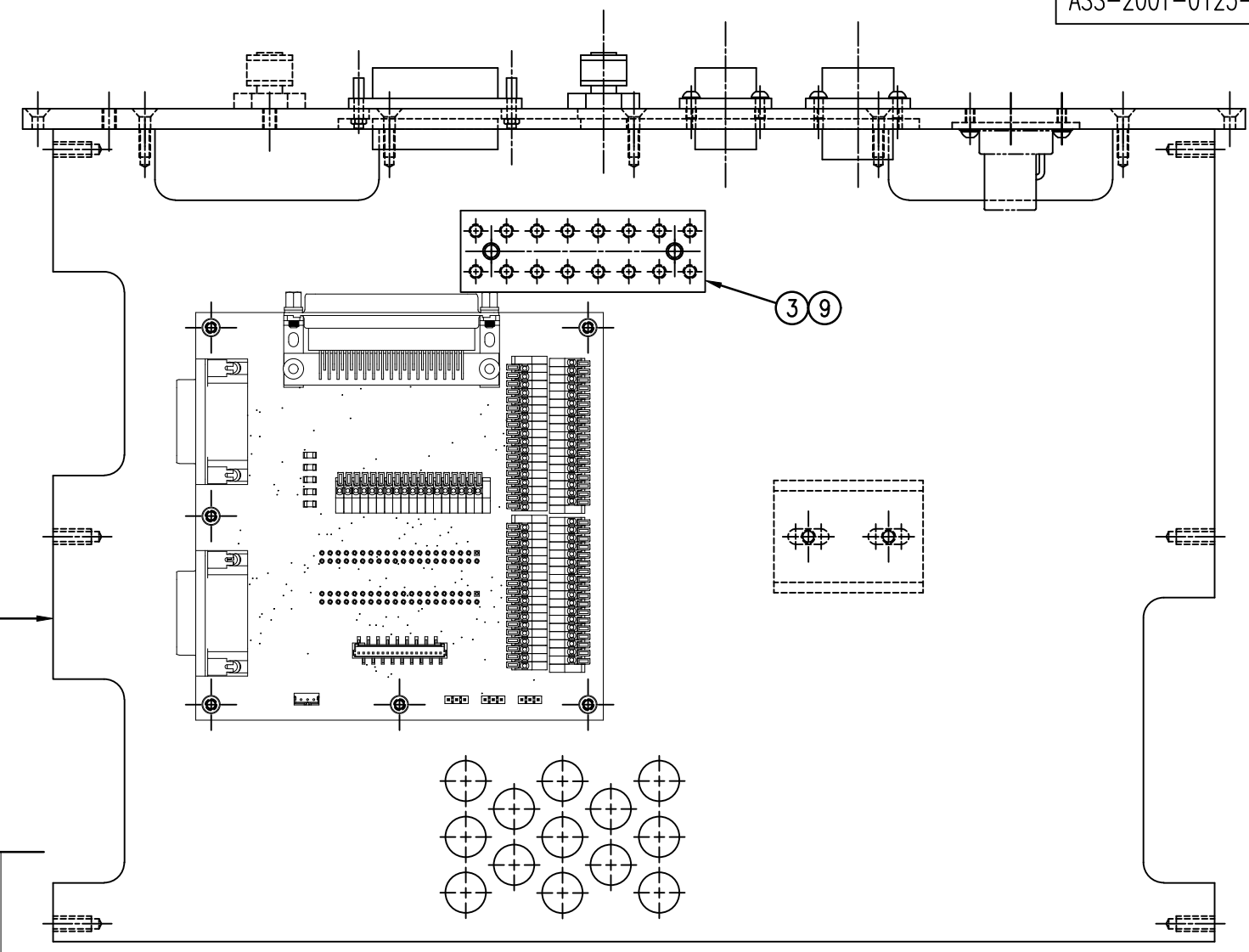


BILL OF MATERIAL			
ASS-200Y-0123-X			
ITEM	QTY	CTM PART NUMBER	PART DESCRIPTION
①	1	SAS-200Y-0123A-S	CONNECTOR FACEPLATE FOR STD. REWIND
	1	SAS-200Y-0123A-P	CONNECTOR FACEPLATE FOR POWERED REWIND
②	1	MP-200Y-0245	360Y ELECTRIC SHELF
③	1	MP-200CE-0215	GROUND BAR
④	1	PE-PCB-1000	BASE PCB
⑤	1	PE-PCB-0238YT	TOP PCB FOR YASKAWA APPLICATORS
⑥	12	PM-S01014	#6-32 x 13/32 STAND OFF, 3/16 HEX
⑦	6	PM-FASH427998	#6-32 x 1/4 SS SHCS
⑧	1	MP-200Y-0289	35mm DIN RAIL
⑨	2	PM-FASH429075	#10-32 x 5/8 SS SHCS
⑩	2	PM-FABH35450	#10-32 x 3/8 SS BHCS
	1	PE-W0038	24 AWG ORANGE WIRE, 2.5" LG
	1	PE-W0040	24 AWG PURPLE WIRE, 2.5" LG
	1	PE-W0051	24 AWG GREEN / YELLOW WIRE, 9.0" LG
	1	PE-WC1004	#8 RING CONNECTOR

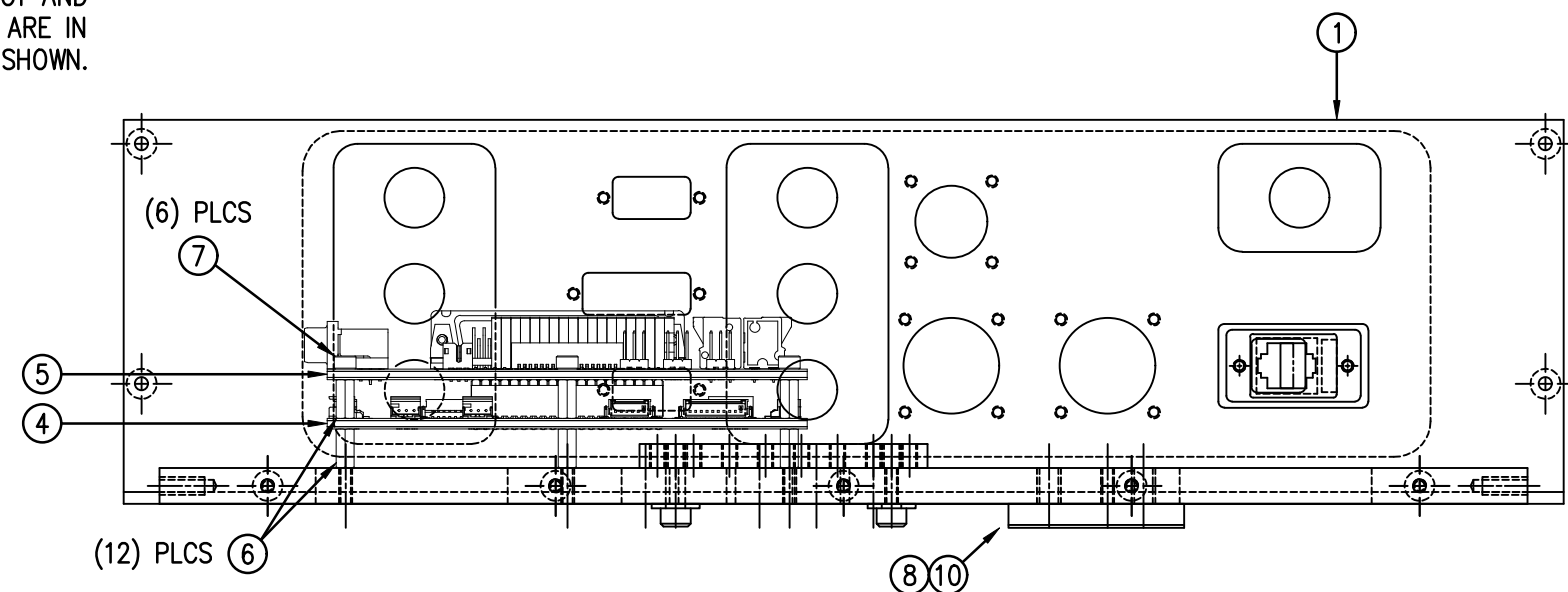
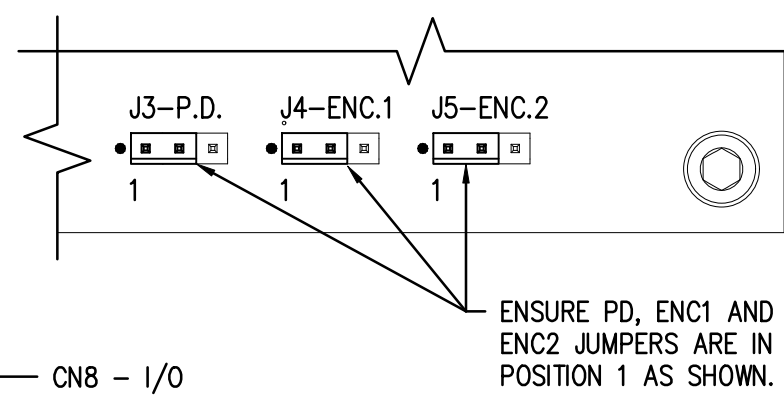
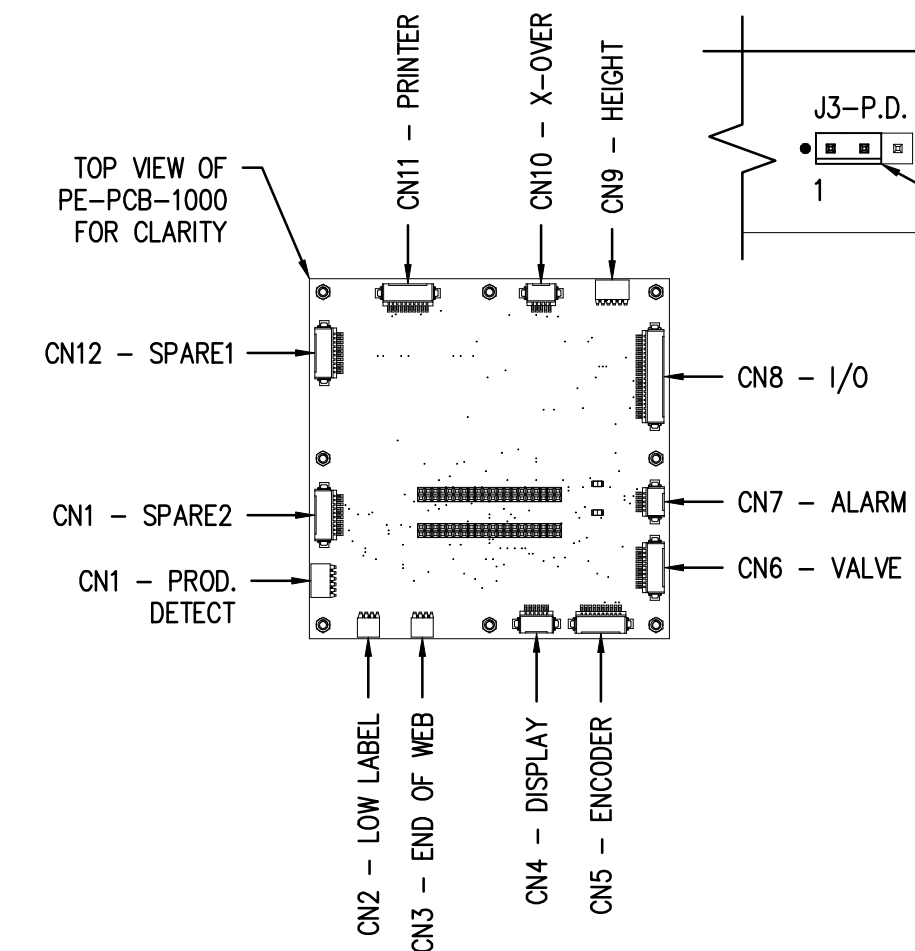
ASSEMBLY NOTE; CONNECT CONNECTOR FACEPLATE HARNESSSES TO PE-PCB-1000 BEFORE INSTALLING PE-PCB-0238YT.

INSTALL PUR JUMPER FROM TB5-8 TO TB5-13 AND ORG JMPER FROM TB5-15 TO TB5-6

INSTALL GRN/YEL JUMPER w/ RING CONN. FROM TB1-18 TO GROUND BAR



EXPLODED VIEW OF PCB STACK FOR CLARITY. NOT TO SCALE.

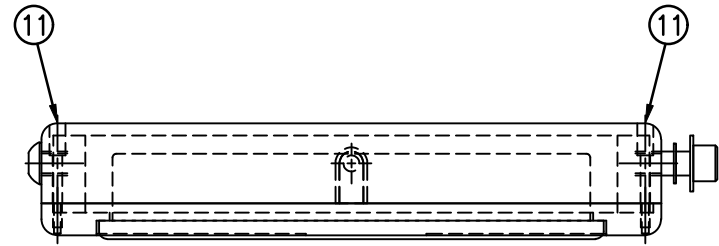


BILL OF MATERIAL			
ASS-200Y-0126-X			
ITEM	QTY	CTM PART NUMBER	PART DESCRIPTION
	1	SAS-238YT-0126-X	NON-PROGRAMMED DISPLAY ASSEMBLY

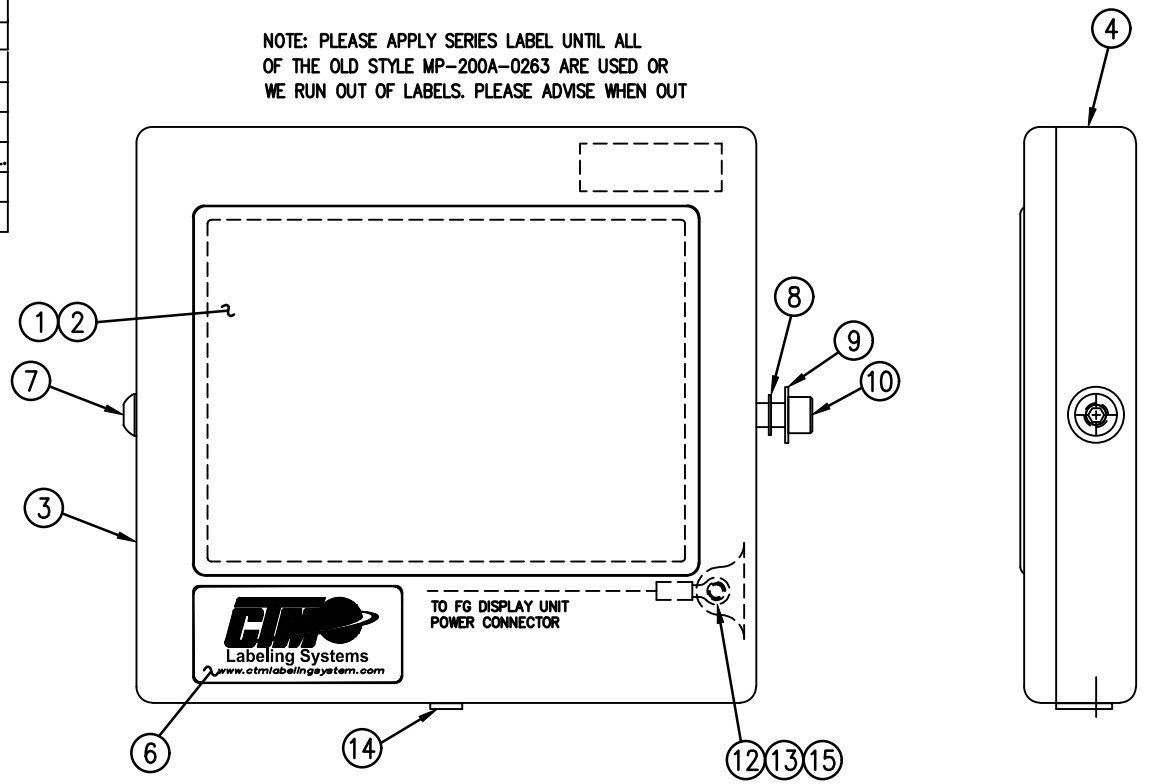
BILL OF MATERIAL			
SAS-238YT-0126-X			
ITEM	QTY	CTM PART NUMBER	PART DESCRIPTION
①	1	MP-IN1013	MAPLE DISPLAY INTERFACE (TOUCH SCREEN)
②	4	PM-FAPH10522	M4 X 16mm SS PAN HEAD PHILLIPS
③	1	MP-200a-0263	HMI 5070LB DISPLAY FACE PLATE
④	1	MP-200a-0264	HMI 5070LB DISPLAY BACK COVER
⑥	1	PM-LB1021	CTM DISPLAY LABEL
⑦	1	PM-FABH35580	3/8-16 X 1/2 Lg. SS BHCS
⑧	1	PM-FAW32500	3/8 BLACK NYLON WASHER
⑨	1	PM-FAW30285	3/8" SS WASHER
⑩	1	PM-FASH430194	3/8"-16 x 1" LG. SS SHCS
⑪	4	PM-FASH428006	6-32 X 1" Lg SS SHCS
⑫	1	PM-FABH35500	1/4-20 X 1/2" Lg SS BHCS
⑬	2	PM-FAW30685	LOCK WASHER 1/4 EXTERNAL-TOOTH STN STL
⑭	1	PE-238YT-0408-X	"X" FT. LG. APPLICATOR TO DISPLAY CABLE
⑮	1	PE-238A-0407	DISPLAY GROUND WIRE

ASS-200Y-0126-X

5' LG CABLE	(BLANK)
10' LG CABLE	-10
15' LG CABLE	-15
25' LG CABLE	-25
35' LG CABLE	-35





NOTE: PLEASE APPLY SERIES LABEL UNTIL ALL OF THE OLD STYLE MP-200A-0263 ARE USED OR WE RUN OUT OF LABELS. PLEASE ADVISE WHEN OUT



MOUNTING BRACKET NOT INCLUDED IN ASSEMBLY:
 OPTIONAL U-ARM MOUNT ~ #ASS-200-0146
 STANDARD UPRIGHT MOUNT ~ #ASS-200-0138


THIS DRAWING AND DESIGN IS THE PROPERTY OF CTM INTEGRATION INC. AND MAY NOT BE REPRODUCED IN WHOLE OR IN PART WITHOUT THE WRITTEN PERMISSION OF CTM INTEGRATION INC.

APPLICATOR SERIES: 360Y	APPLICATOR WIDTH(S): N/A	GROUP: 360Y HOUSING ASSEMBLY	TITLE: 360Y MAPLE DISPLAY UNIT ASSEMBLY	Dept. Code 70
REV. 2	REV. DESCRIPTION ADDED -25 AND -35FT CABLES	REV. DATE 03/01/23	REV. BY: AAE	Scale: 1=3
			Date: 09/28/22	DRAWN BY: BNT
F:\Engineering\Standard Parts\Appliator\360 SERIES\ 360-Y\ASS\ASS-200Y-0126-X				



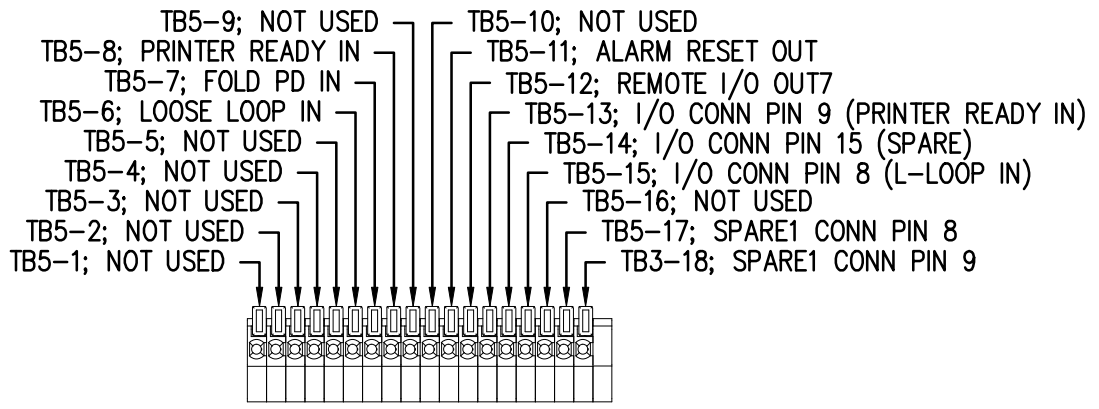
PM-FAMS10600
PRESS IN
(4) PLACES

MP-200Y-0246

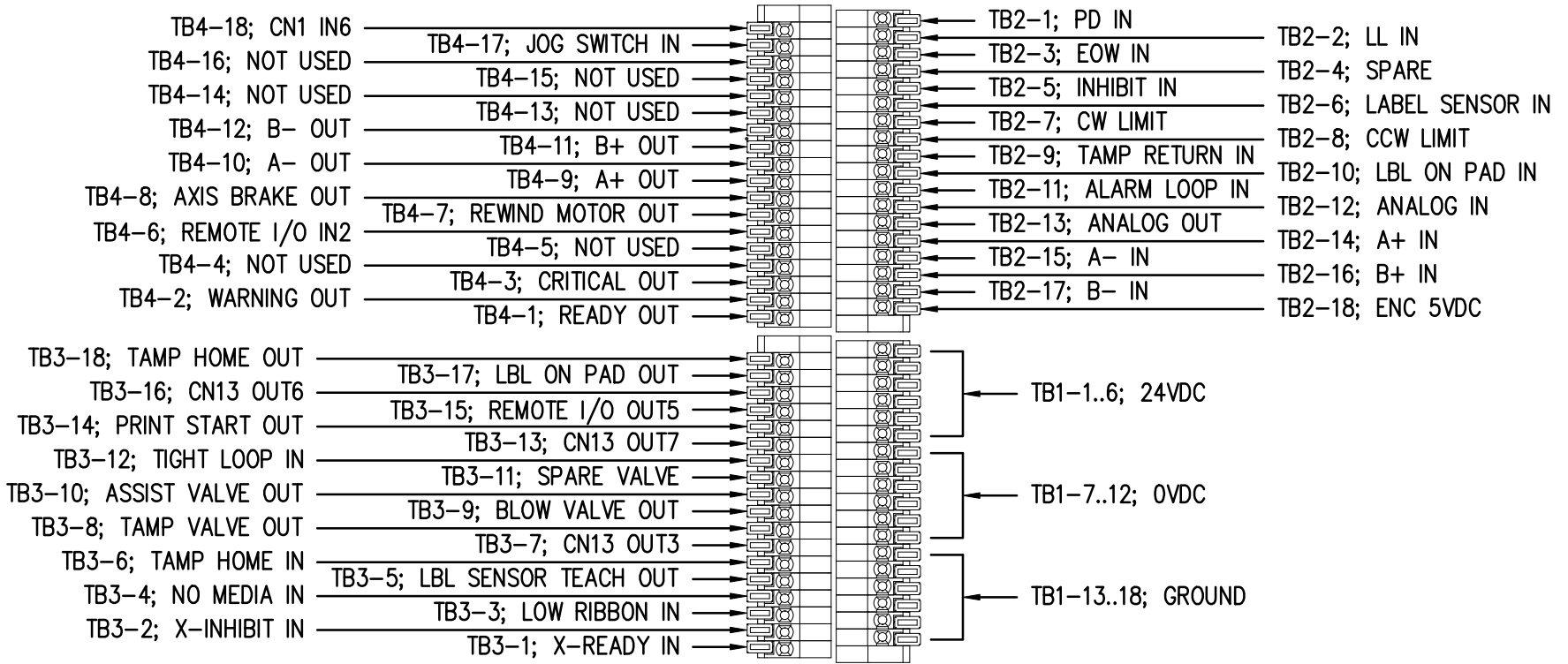


THIS DRAWING AND DESIGN IS THE PROPERTY OF CTM INTEGRATION INC. AND MAY NOT BE REPRODUCED IN WHOLE OR IN PART WITHOUT THE WRITTEN PERMISSION OF CTM INTEGRATION INC.

APPLICATOR SERIES: 360Y	APPLICATOR WIDTH(S): 5"/7.5"/10"	GROUP: 360Y HOUSING ASSEMBLY	TITLE: ELECTRIC TOP COVER WITH PANEL SCREWS ASSEMBLY				Dept. Code 70
REV. 0	REV. DESCRIPTION -	REV. DATE -	REV. BY: XXX	Scale: 1=2.5	Date: 1/30/22	DRAWN BY: WYLIE BROWN	F:\Engineering\Standard Parts\Appliator\360\ 360Y\ASS-200Y-0146



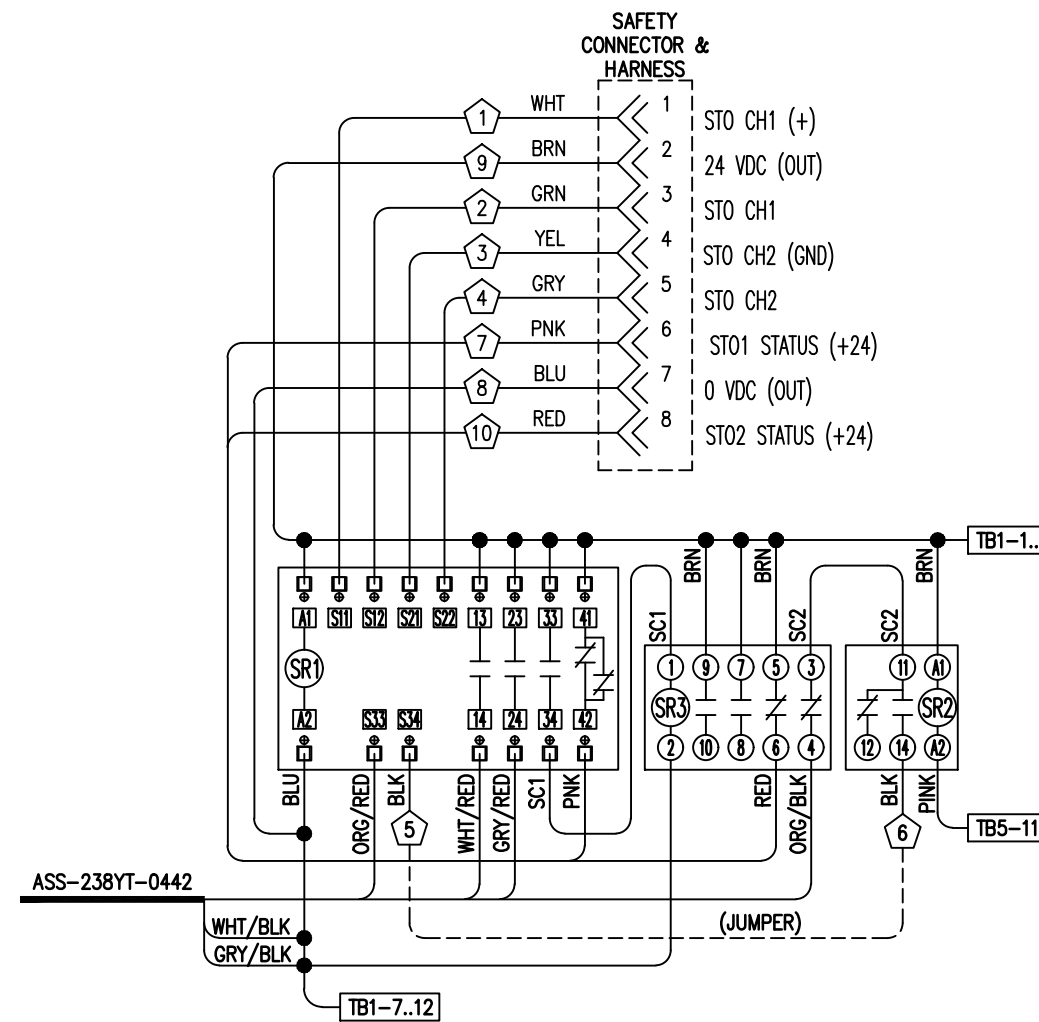
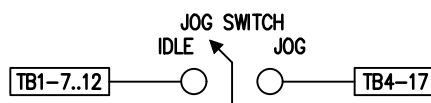
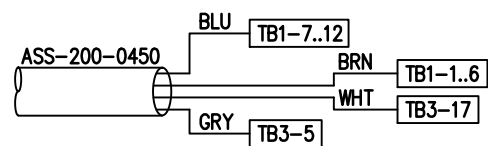
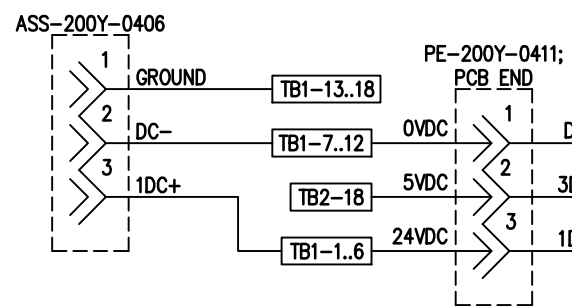
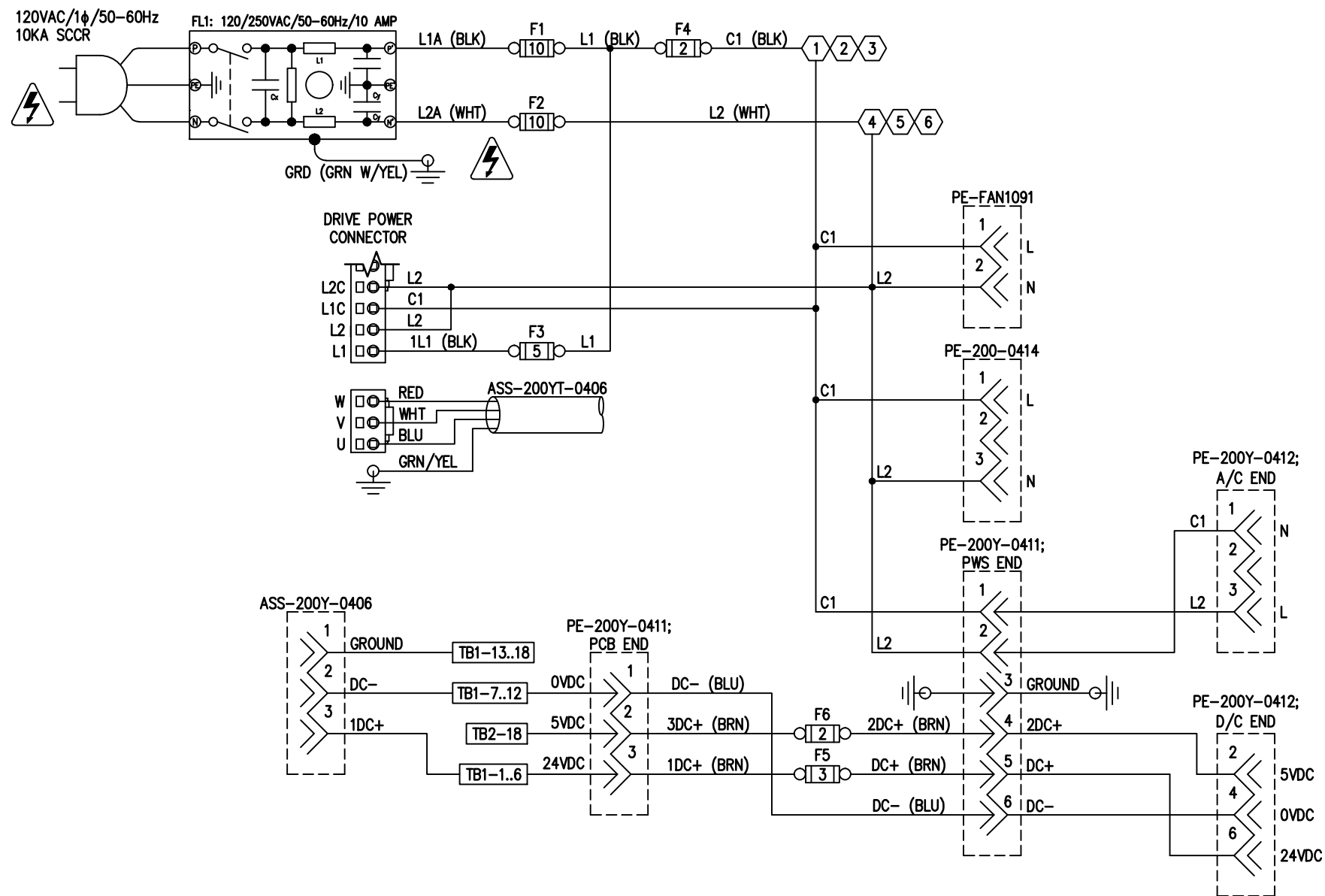
JUMPER THE FOLLOWING FOR I/O CONNECTOR;
 TB5-8 TO TB5-13 (PRINTER READY IN)
 TB5-15 TO TB5-6 (LOOSE LOOP IN)



THIS DRAWING AND DESIGN IS THE PROPERTY OF CTM INTEGRATION INC. AND MAY NOT BE REPRODUCED IN WHOLE OR IN PART WITHOUT THE WRITTEN PERMISSION OF CTM INTEGRATION INC.

APPLICATOR SERIES: 360	APPLICATOR WIDTH(S): 5"/7.5"/10"	GROUP: STANDARD ELECTRICAL	TITLE: 360a MOD Y WIRING INFO; PCB TERMINAL BLOCK ID	Dept. Code 70			
REV. 0	REV. DESCRIPTION -	REV. DATE -	REV. BY: XXX	Scale: 1=1	Date: 12/12/22	DRAWN BY: BNT	F:\Engineering\Standard Parts\Appliator\360\ 360-Y\ASS\ASS-200Y-0400s1





THIS DRAWING AND DESIGN IS THE PROPERTY OF CTM INTEGRATION INC. AND MAY NOT BE REPRODUCED IN WHOLE OR IN PART WITHOUT THE WRITTEN PERMISSION OF CTM INTEGRATION INC.

APPLICATOR SERIES: 360
 APPLICATOR WIDTH(S): 5"/7.5"/10"
 REV. DESCRIPTION: 0

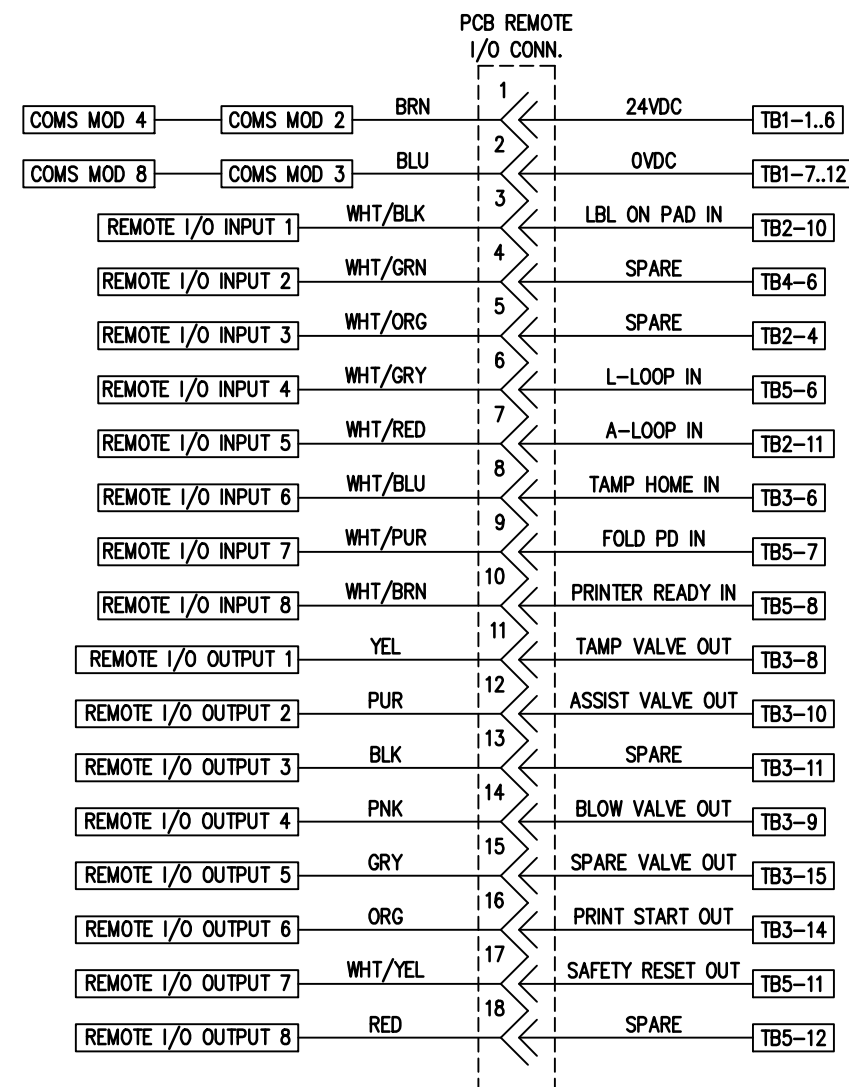
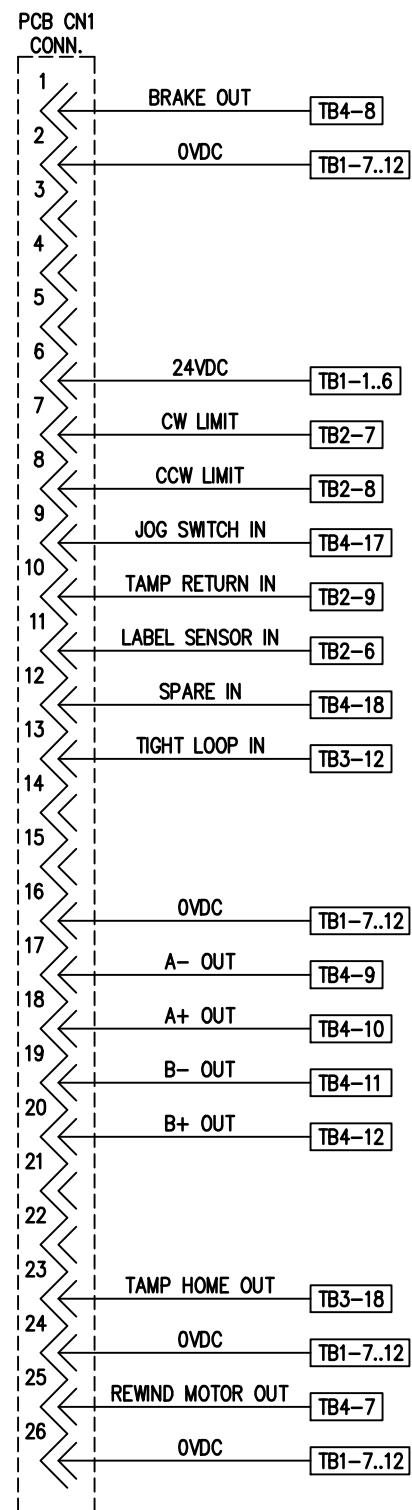
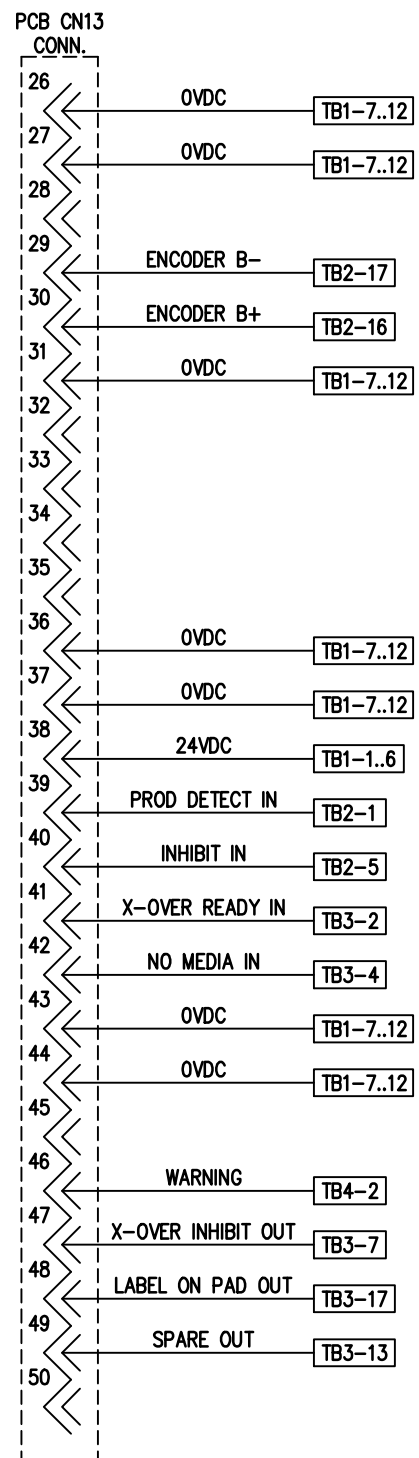
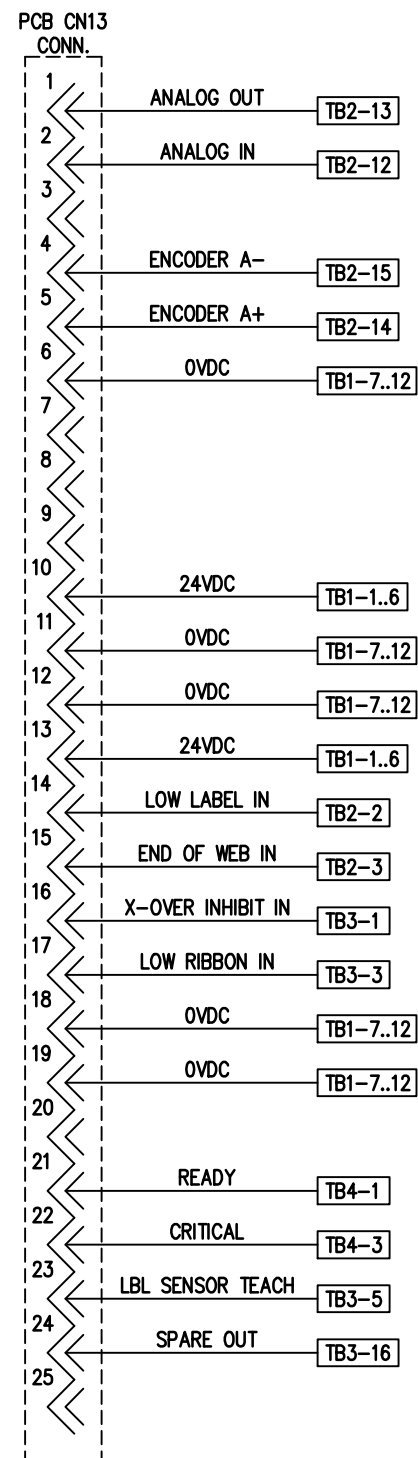
REV. DATE: -
 REV. BY: XXX
 REV. DATE: 02/28/23

TITLE: 360a MOD Y WIRING INFO; SHEET 2
 DRAWN BY: BNT

Dept. Code: 70

F:\Engineering\Standard Parts\Appliator\360\360-Y\ASS\ASS-200Y-0400s2

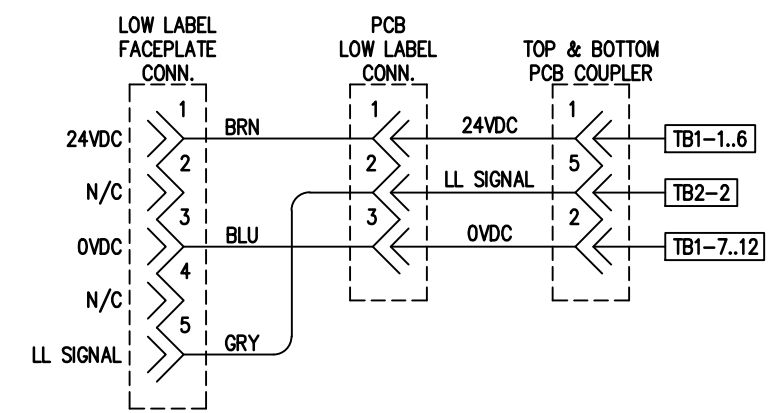
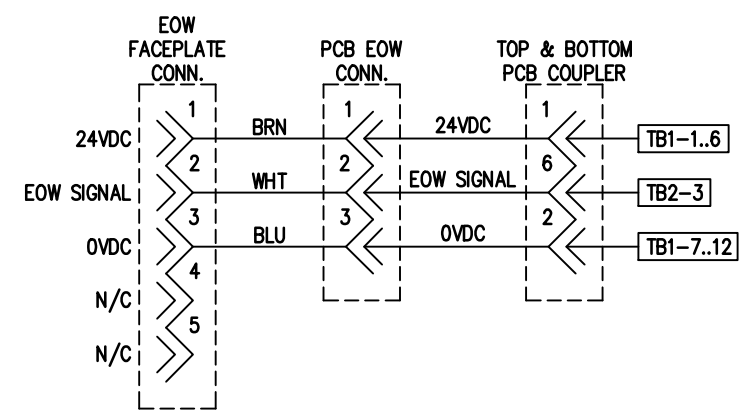
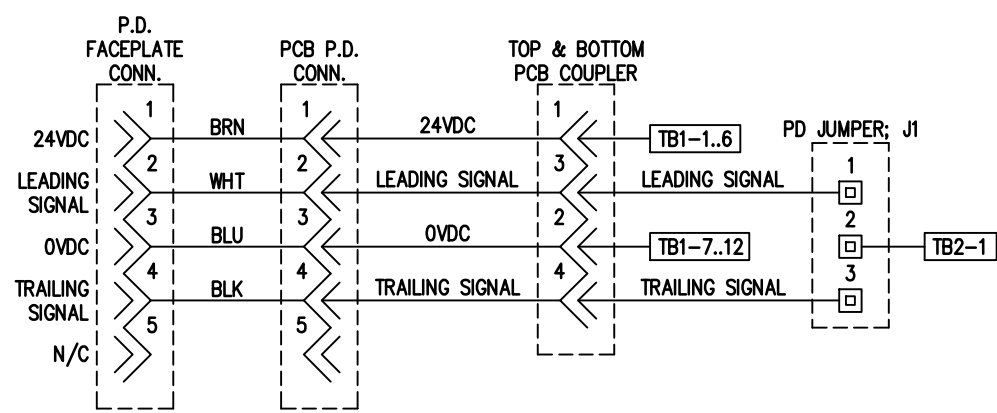
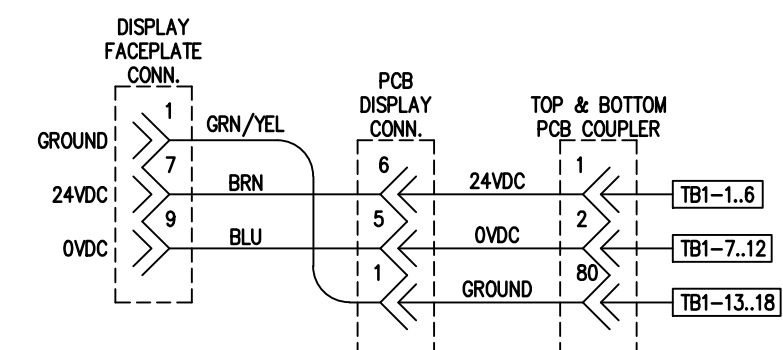
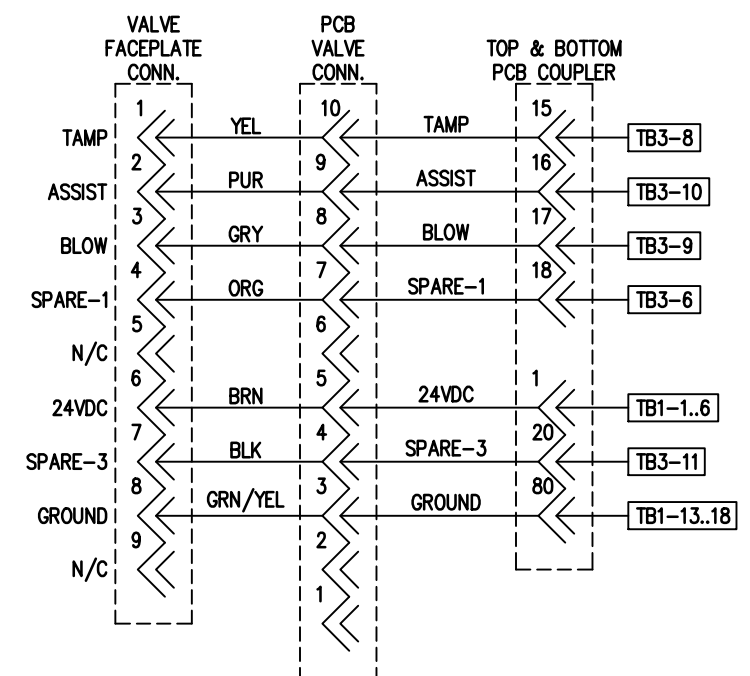
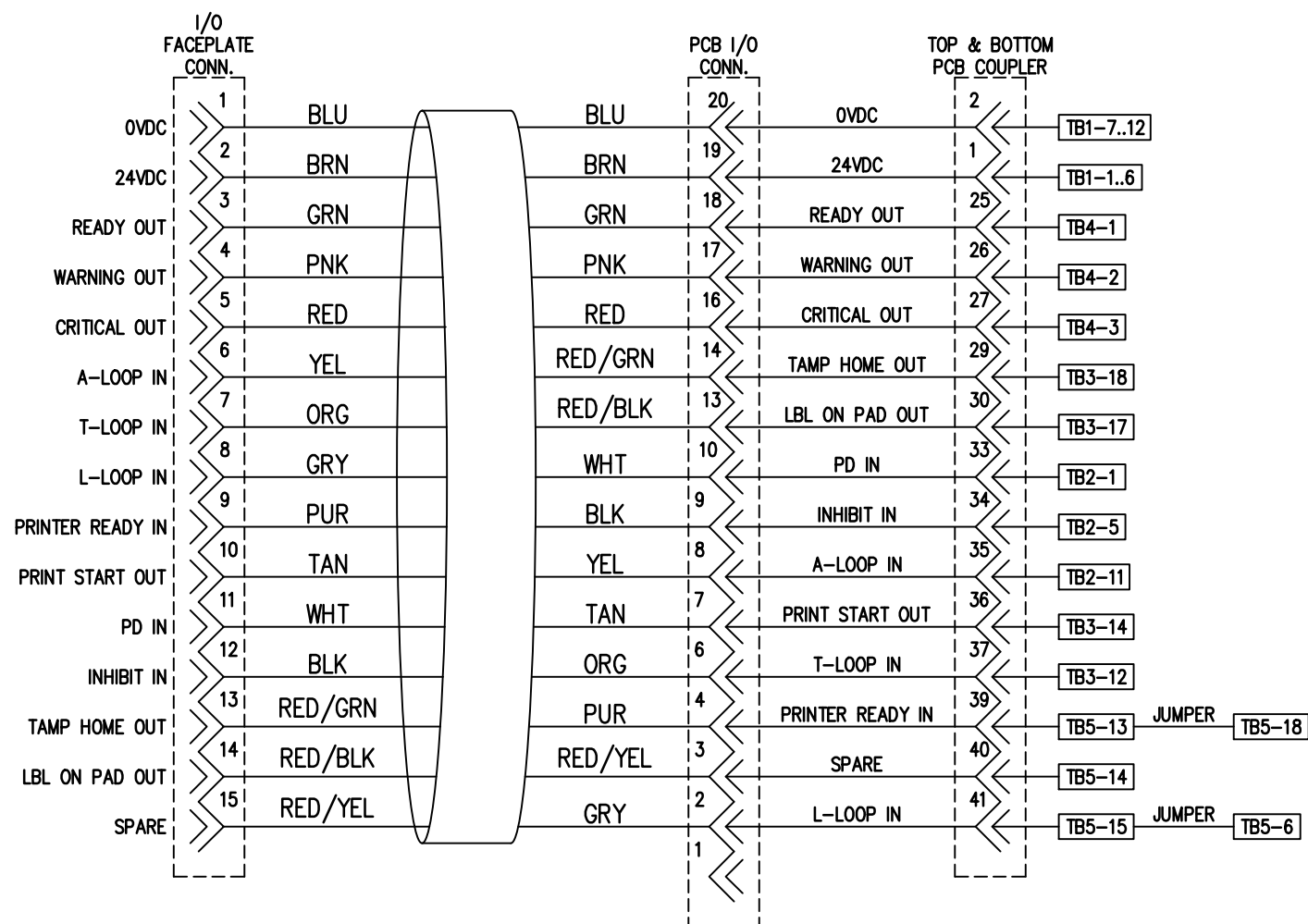




THIS DRAWING AND DESIGN IS THE PROPERTY OF CTM INTEGRATION INC. AND MAY NOT BE REPRODUCED IN WHOLE OR IN PART WITHOUT THE WRITTEN PERMISSION OF CTM INTEGRATION INC.

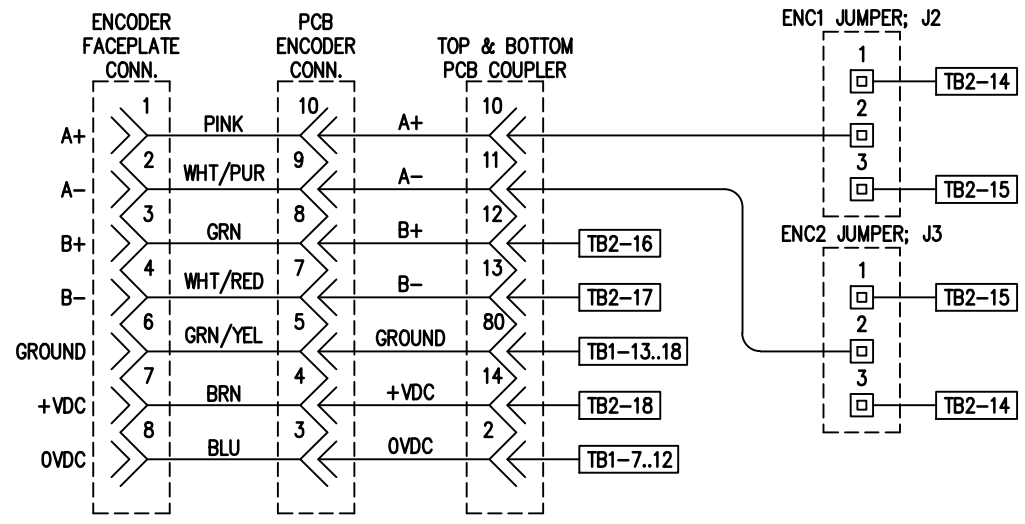
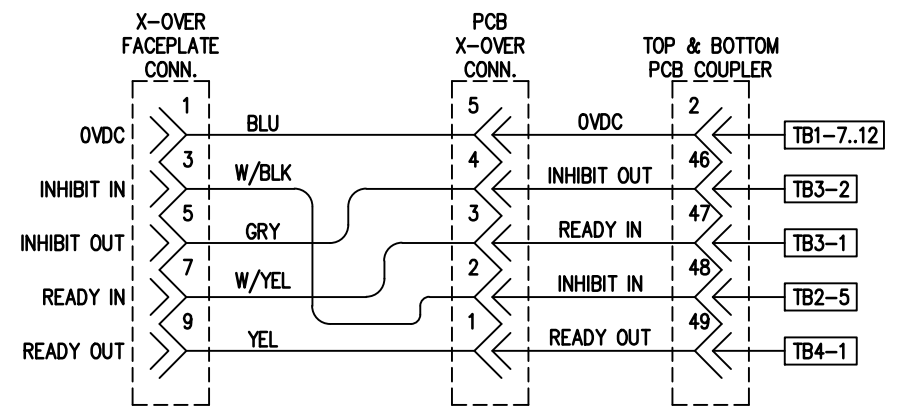
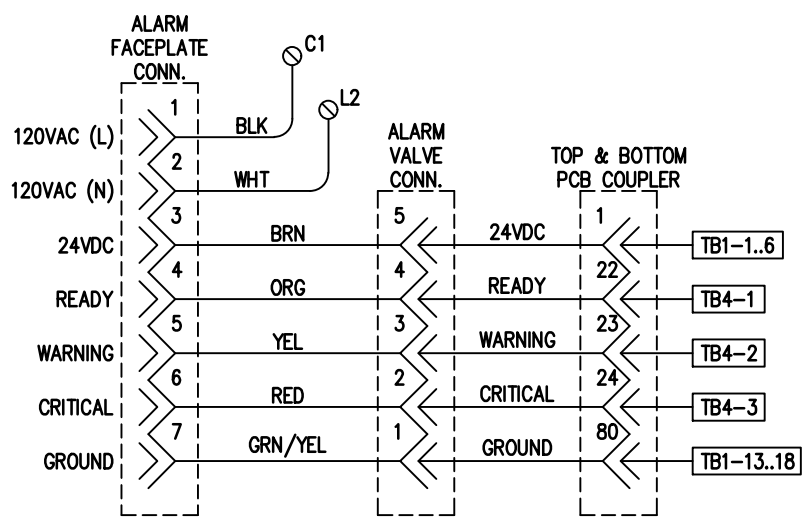
APPLICATOR SERIES: 360	APPLICATOR WIDTH(S): 5" / 7.5" / 10"	GROUP: STANDARD ELECTRICAL GROUP	TITLE: 360a MOD Y WIRING INFO; SHEET 3	Dept. Code: 70
REV. 0	REV. DESCRIPTION	REV. DATE	REV. BY: XXX	Scale: 1=2
			DATE: 02/28/23	DRAWN BY: BNT
				F:\Engineering\Standard Parts\Applcator\360\360-Y\ASS\ASS-200Y-0400s3





THIS DRAWING AND DESIGN IS THE PROPERTY OF CTM INTEGRATION INC. AND MAY NOT BE REPRODUCED IN WHOLE OR IN PART WITHOUT THE WRITTEN PERMISSION OF CTM INTEGRATION INC.
 APPLICATOR SERIES: 360
 APPLICATOR WIDTH(S): 5"/7.5"/10"
 REV. 0
 REV. DATE: -
 REV. BY: XXX
 SCALE: 1=2
 DATE: 02/28/23
 DRAWN BY: BNT
 TITLE: 360a MOD Y WIRING INFO; SHEET 4
 F:\Engineering\Standard Parts\Applcator\360\360-Y\ASS\ASS-200Y-0400s4
 Dept. Code: 70






THIS DRAWING AND DESIGN IS THE PROPERTY OF CTM INTEGRATION INC. AND MAY NOT BE REPRODUCED IN WHOLE OR IN PART WITHOUT THE WRITTEN PERMISSION OF CTM INTEGRATION INC.

APPLICATOR SERIES: 360	APPLICATOR WIDTH(S): 5"/7.5"/10"	GROUP: STANDARD ELECTRICAL	TITLE: 360a MOD Y WIRING INFO; SHEET 5	Dept. Code 70
REV. 0	REV. DESCRIPTION -	REV. DATE -	REV. BY: XXX	Scale: 1=2
			Date: 02/28/23	DRAWN BY: BNT
			F:\Engineering\Standard Parts\Appliator\360\360-Y\ASS\ASS-200Y-0400s5	



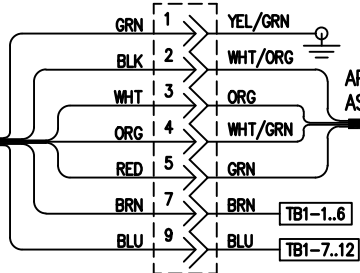


DISPLAY INTERFACE (TOUCH SCREEN)
MP-IN1013

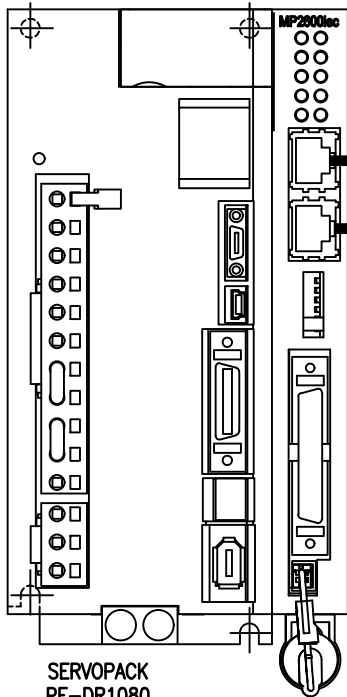


CABLE FROM APPLICATOR TO DISPLAY
INCLUDED IN DISPLAY ASSEMBLY

DISPLAY END
PE-238YT-0408-X

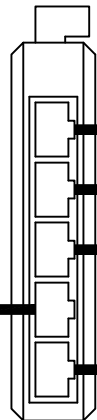


APPLICATOR END
ASS-238YT-2438



SERVOPACK
PE-DR1080

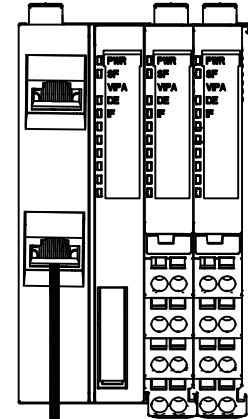
CABLES INTERNAL TO
APPLICATOR INCLUDED IN
ELECTRIC SHELF ASSEMBLY



5 PORT ETHERNET SWITCH
PE-SW1150

- 1' ETHERNET CABLE PE-CA2477
- 1' ETHERNET CABLE PE-CA2477
- 3' ETHERNET CABLE PE-CA2476
- 1' ETHERNET CABLE PE-CA2477

VIPA ETHERNET MODULE
PE-DR1090



ETHERNET CONNECTOR
PE-C01050



THIS DRAWING AND DESIGN IS THE PROPERTY OF CTM INTEGRATION INC. AND MAY NOT BE REPRODUCED IN WHOLE OR IN PART WITHOUT THE WRITTEN PERMISSION OF CTM INTEGRATION INC.

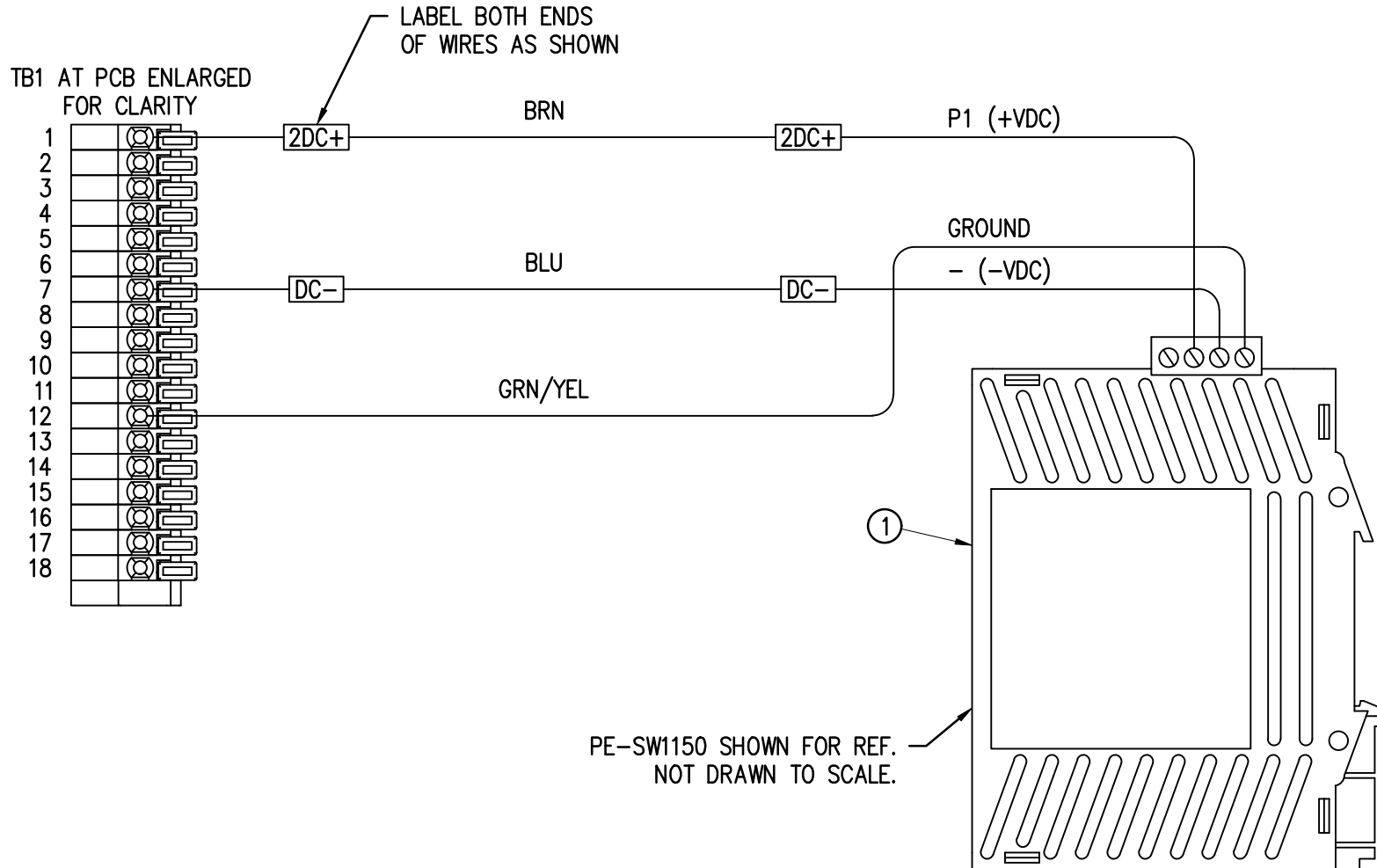
APPLICATOR SERIES: 360	APPLICATOR WIDTH(S): N/A	GROUP: STANDARD ELECTRICAL	TITLE: 360Y SCHEMATIC, ETHERNET CONNECTIONS, SHEET 6	Dept. Code 70
REV. 0	REV. DESCRIPTION -	REV. DATE -	REV. BY: XXX	Scale: 1=2
			Date: 03/06/23	DRAWN BY: BNT
			F:\Engineering\Standard Parts\Appliator\360\ 360Y-ASS\ASS-200Y-0400s6	

BILL OF MATERIAL

ASS-200Y-0406

ASS-200Y-0406

ITEM	QTY	CTM PART NUMBER	PART DESCRIPTION
①	1	PE-SW1150	ETHERNET SWITCH
	1	PE-W1037100	22 AWG PRE-CUT BROWN WIRE, 28" LG
	1	PE-W1036110	22 AWG PRE-CUT BLUE WIRE, 28" LG
	1	PE-W1051	22 AWG PRE-CUT GREEN/YELLOW WIRE, 28" LG



THIS DRAWING AND DESIGN IS THE PROPERTY OF CTM INTEGRATION INC. AND MAY NOT BE REPRODUCED IN WHOLE OR IN PART WITHOUT THE WRITTEN PERMISSION OF CTM INTEGRATION INC.

APPLICATOR SERIES: 360Y	APPLICATOR WIDTH(S): N/A	GROUP: STANDARD ELECTRICAL	TITLE: ETHERNET SWITCH POWER HARNESS ASSEMBLY	Dept. Code 70
REV. 1	REV. DESCRIPTION CHANGED BACK TO THE PE-SW1150	REV. DATE 12/30/22	REV. BY: AAE	Scale: 1=1
		Date: 09/02/22	DRAWN BY: BNT	F:\Engineering\Standard Parts\Appliator\360 SERIES\ 360Y\ASS\ASS-200Y-0406

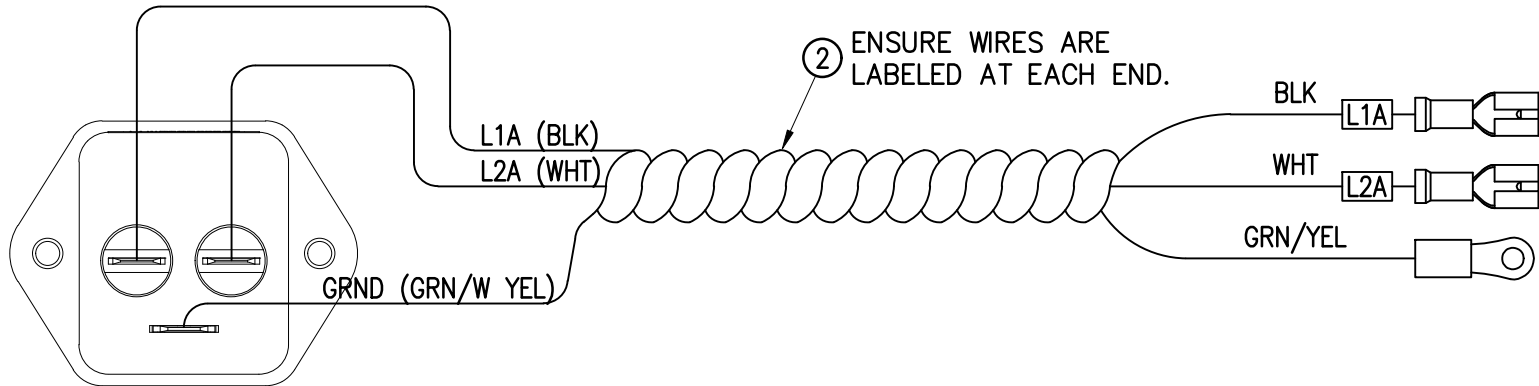


BILL OF MATERIAL

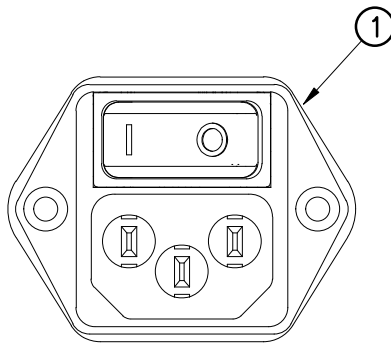
ASS-200Y-0407

ASS-200Y-0407

ITEM	QTY	CTM PART NUMBER	PART DESCRIPTION
①	1	PE-F11018	IEC FILTER w/ SWITCH
②	1	PE-200Y-0407	WIRE HARNESS



REAR SIDE VIEW OF PE-F11018



FRONT SIDE VIEW OF PE-F11018

THIS DRAWING AND DESIGN IS THE PROPERTY OF CTM INTEGRATION INC. AND MAY NOT BE REPRODUCED IN WHOLE OR IN PART WITHOUT THE WRITTEN PERMISSION OF CTM INTEGRATION INC.

APPLICATOR SERIES: 360	APPLICATOR WIDTH(S): N/A	GROUP: 360Y ELECTRICAL ASSEMBLY	TITLE: 360Y A/C POWER HARNESS & FILTER ASSEMBLY	Dept. Code 70
REV. 0	REV. DESCRIPTION -	REV. DATE -	REV. BY: XXX Scale: 1=1 Date: 08/01/22	DRAWN BY: BNT F:\Engineering\Standard Parts\Appliator\360 SERIES\ 360Y\ASS\ASS-200Y-0407



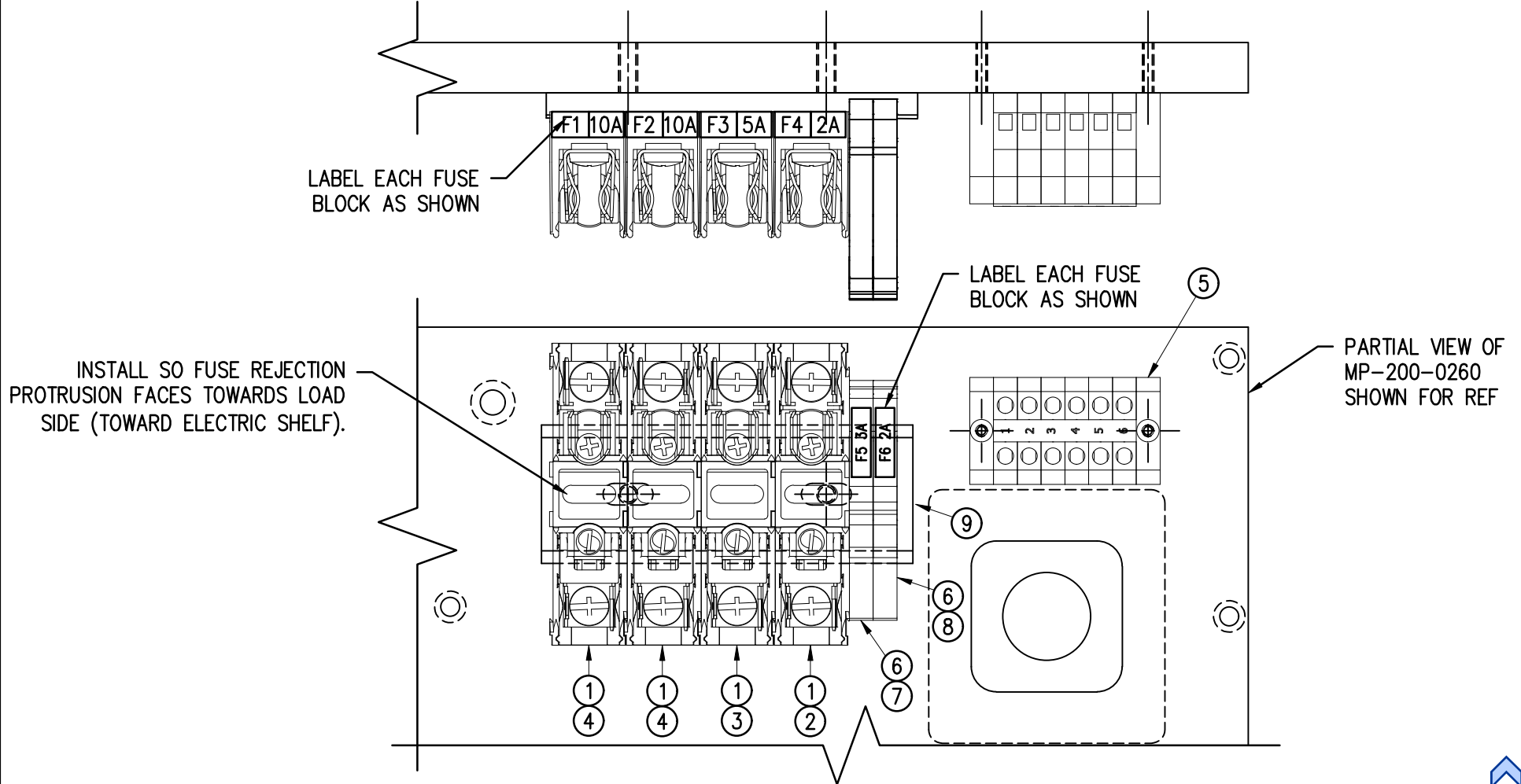
BILL OF MATERIAL

ASS-200Y-0408

ASS-200Y-0408

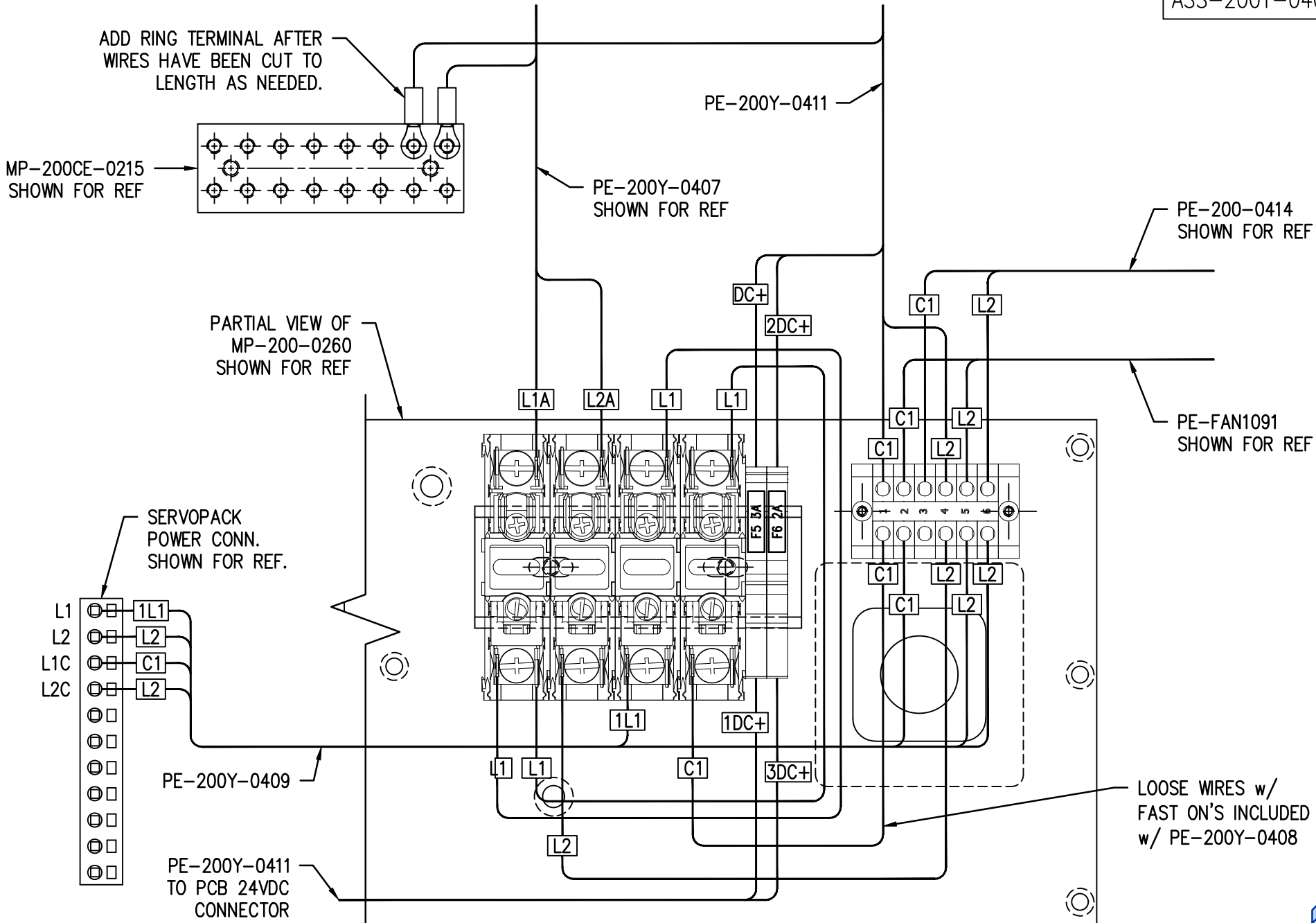
ITEM	QTY	CTM PART NUMBER	PART DESCRIPTION
①	4	PE-TE3008	CC FUSE BLOCK w/ FAST ONS
②	1	PE-FU4002	2 AMP CLASS CC FUSE
③	1	PE-FU4005	5 AMP CLASS CC FUSE
④	2	PE-FU4010	10 AMP CLASS CC FUSE
⑤	1	ASS-238ST-0428	TERMINAL BLOCK ASSEMBLY
⑥	2	PE-TE3007	5 x 20mm FUSE HOLDER
⑦	1	PE-FU7003	3 AMP 5 x 20mm FUSE
⑧	1	PE-FU7002	2 AMP 5 x 20mm FUSE

SEE SHEET 2 FOR WIRING INFORMATION



THIS DRAWING AND DESIGN IS THE PROPERTY OF CTM INTEGRATION INC. AND MAY NOT BE REPRODUCED IN WHOLE OR IN PART WITHOUT THE WRITTEN PERMISSION OF CTM INTEGRATION INC.

APPLICATOR SERIES: 360	APPLICATOR WIDTH(S): N/A	GROUP: 360Y ELECTRICAL ASSEMBLY	TITLE: FUSE & A/C TERMINAL BLOCK ASSEMBLY, MECHANICAL LAYOUT	Dept. Code 70
REV. 1	REV. DESCRIPTION REVISED TO ADD 24VDC RELAYS TO THIS ASSEMBLY	REV. DATE 12/07/22	REV. BY: BNT	Scale: 1=1.5
			Date: 09/01/22	DRAWN BY: BNT
				F:\Engineering\Standard Parts\Applicator\360 SERIES\ 360Y\ASS\ASS-200Y-0408s1

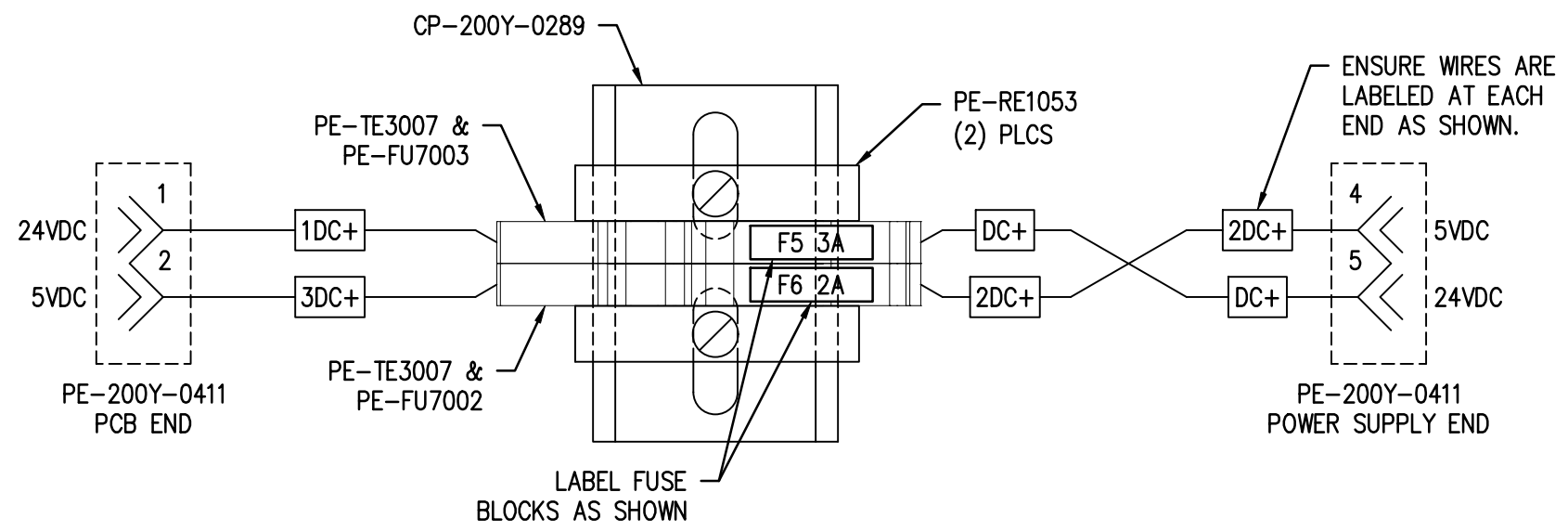


THIS DRAWING AND DESIGN IS THE PROPERTY OF CTM INTEGRATION INC. AND MAY NOT BE REPRODUCED IN WHOLE OR IN PART WITHOUT THE WRITTEN PERMISSION OF CTM INTEGRATION INC.

APPLICATOR SERIES: 360	APPLICATOR WIDTH(S): N/A	GROUP: 360Y ELECTRICAL ASSEMBLY	TITLE: A/C FUSE & TERMINAL BLOCK ASSEMBLY, WIRING INFORMATION	Dept. Code 70
REV. 1	REV. DESCRIPTION REVISED TO ADD 24VDC RELAYS TO THIS ASSEMBLY	REV. DATE 12/07/22	REV. BY: BNT	Scale: 1=1.5
			Date: 09/01/22	DRAWN BY: BNT
				F:\Engineering\Standard Parts\Appliator\360 SERIES\ 360Y\ASS\ASS-200Y-0408s2

VIEW
PRINT

USE THIS PRINT AS A WIRING
REFERENCE ONLY. NO BOM
EXISTS FOR THIS ASSEMBLY.



THIS DRAWING AND DESIGN IS THE PROPERTY OF CTM INTEGRATION INC. AND MAY NOT BE REPRODUCED IN WHOLE OR IN PART WITHOUT THE WRITTEN PERMISSION OF CTM INTEGRATION INC.

APPLICATOR SERIES: 360 SERIES	APPLICATOR WIDTH(S): 5"/7.5"/10"	GROUP: HOUSING: ELECTRICAL	TITLE: POWER SUPPLY TO FUSE BLOCK WIRING ASSEMBLY	Dept. Code 70
REV. 0	REV. DESCRIPTION -	REV. DATE -	REV. BY: XXX Scale: 1=1 Date: 09/02/22	DRAWN BY: BNT F:\Engineering\Standard Parts\Applcator\360 SERIES\ 360Y\ASS\ASS-200Y-0409

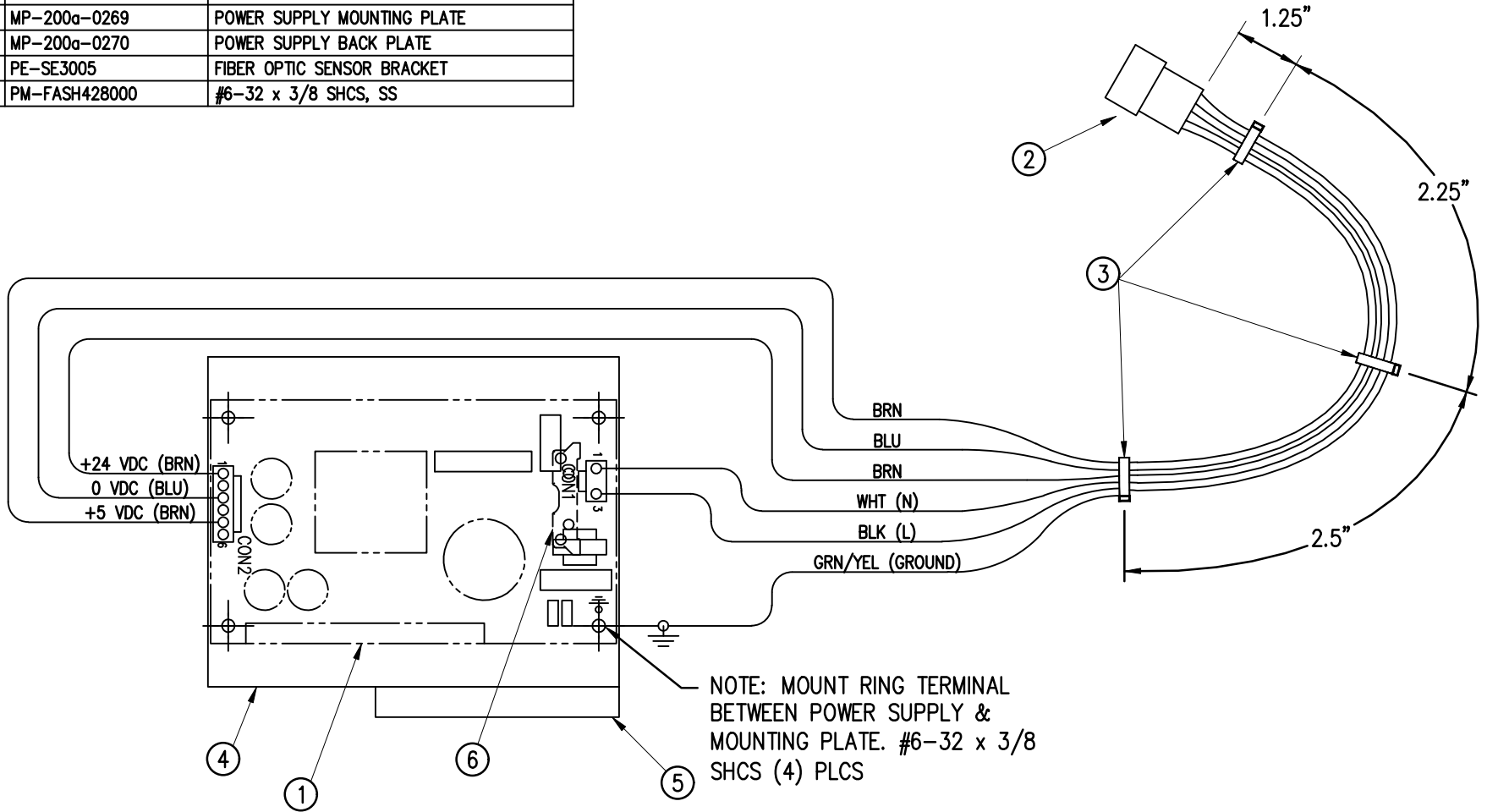


BILL OF MATERIAL

ASS-200Y-0410

ASS-200Y-0410

ITEM	QTY	CTM PART NUMBER	PART DESCRIPTION
①	1	MP-PS2000	24V\5V DC POWER SUPPLY
②	1	PE-200Y-0412	POWER SUPPLY WIRE HARNESS ASS'Y.
③	3	PE-PA1060	4" WHITE CABLE TIE
④	1	MP-200a-0269	POWER SUPPLY MOUNTING PLATE
⑤	1	MP-200a-0270	POWER SUPPLY BACK PLATE
⑥	1	PE-SE3005	FIBER OPTIC SENSOR BRACKET
	4	PM-FASH428000	#6-32 x 3/8 SHCS, SS



THIS DRAWING AND DESIGN IS THE PROPERTY OF CTM INTEGRATION INC. AND MAY NOT BE REPRODUCED IN WHOLE OR IN PART WITHOUT THE WRITTEN PERMISSION OF CTM INTEGRATION INC.

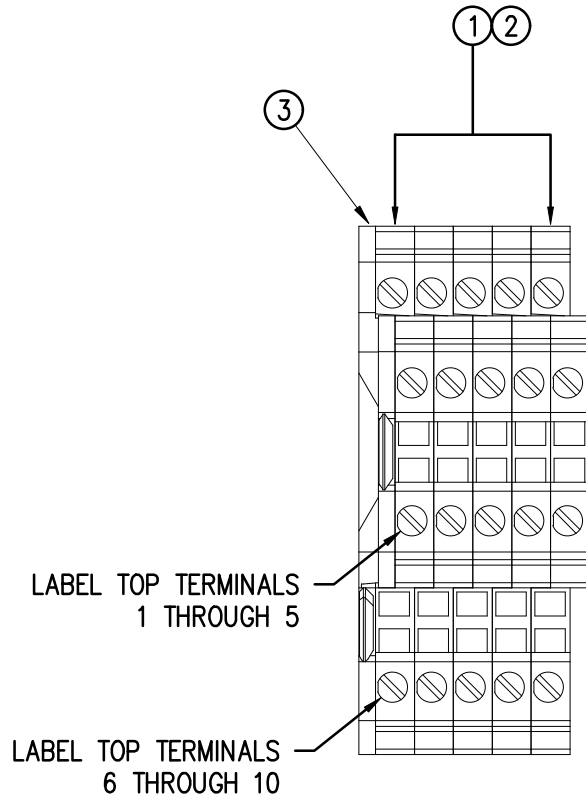
APPLICATOR SERIES: 360	APPLICATOR WIDTH(S): N/A	GROUP: HOUSING ELECTRICAL	TITLE: 24V/5V DC POWER SUPPLY ASSEMBLY FOR 360Y	Dept. Code 70
REV. 3	REV. DESCRIPTION CHANGED PE-PS2000 TO MP-PS2000	REV. DATE 01/30/23	REV. BY: AAE	Scale: 1=2
			Date: 08/01/22	DRAWN BY: BNT
				F:\Engineering\Standard Parts\Appliator\360 SERIES\ 360Y\ASS\ASS-200Y-0410

BILL OF MATERIAL

ASS-200Y-0429

ASS-200Y-0429

ITEM	QTY	CTM PART NUMBER	PART DESCRIPTION
①	5	PE-TE2032	DOUBLE LEVEL TERMINAL BLOCK 2.5mm (W)
②	1	PE-TE2033	DOUBLE LEVEL TERMINAL END BARRIER
③	1	PE-TE2223	PHOENIX CONTACT TERMINAL BLOCK LABEL 2.5mm (W)



THIS DRAWING AND DESIGN IS THE PROPERTY OF CTM INTEGRATION INC. AND MAY NOT BE REPRODUCED IN WHOLE OR IN PART WITHOUT THE WRITTEN PERMISSION OF CTM INTEGRATION INC.

APPLICATOR SERIES: 360	APPLICATOR WIDTH(S): N/A	GROUP: 360Y STANDARD ELECTRICAL	TITLE: SAFETY CIRCUIT TERMINAL BLOCK ASSEMBLY	Dept. Code 70
REV. 2	REV. DESCRIPTION CHANGED TO DOUBLE LEVEL TERMINAL BLOCKS	REV. DATE 08/31/22	REV. BY: BNT	Scale: 1=1
		Date: 07/12/22	DRAWN BY: BNT	F:\Engineering\Standard Parts\Applicator\360 SERIES\ 360Y\ASS\ASS-200Y-0429

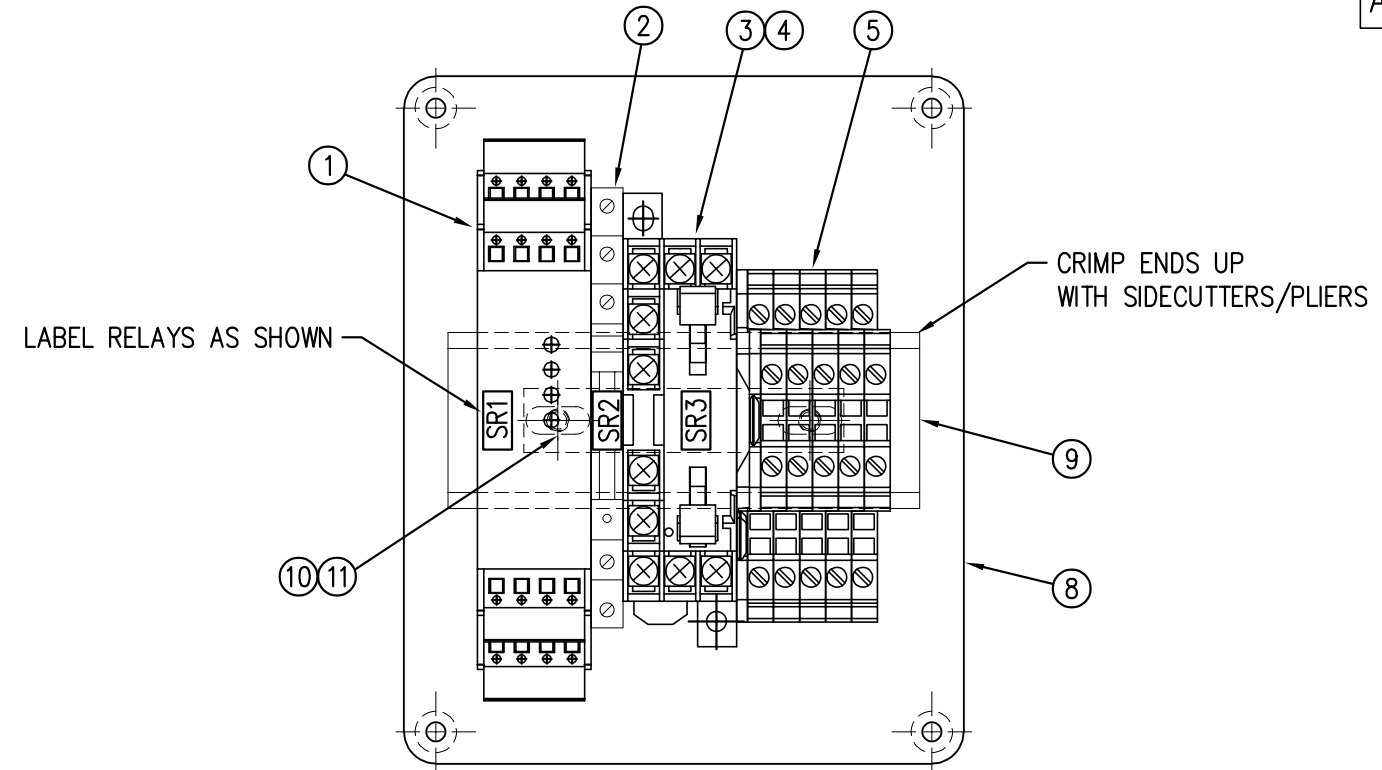


BILL OF MATERIAL			
ASS-200Y-0430			
ITEM	QTY	CTM PART NUMBER	PART DESCRIPTION
1	1	SAS-200Y-0430	360Y SAFETY CIRCUIT ASSEMBLY w/ SERVICE PANEL
1	1	ASS-238-1020	SAFETY BYPASS CONNECTOR
1	1	PE-CON2023	SAFETY CONNECTOR
-1	1	PE-EN9056	5/8" HOLE PLUG
-1	1	MP-200Y-0201	SAFETY CIRCUIT SERVICE PANEL

BILL OF MATERIAL			
SAS-200Y-0430			
ITEM	QTY	CTM PART NUMBER	PART DESCRIPTION
①	1	PE-RE2042	SAFETY RELAY
②	1	PE-RE1063	24VDC FORM C RELAY
③	1	PE-RE2002	FORCE GUIDED RELAY
④	1	PE-RE2050	SOCKET FOR FORCE GUIDED RELAY
⑤	1	ASS-200Y-0429	TERMINAL BLOCK ASSEMBLY FOR SAFETY CIRCUIT
⑥	1	SAS-200Y-0429	SAFETY CABLE ASSEMBLY
⑦	1	ASS-238YT-0442	CN8 SAFETY FUNCTION CBL W/ LEADS 1M
⑧	1	MP-200Y-0201	SERVICE PLATE
⑨	1	CP-200Y-0290	35mm DIN RAIL FOR SAFETY RELAYS
⑩	1	MP-200Y-0203	SERVICE PLATE NUT PLATE
⑪	2	PM-FABH35450	#10-32 x 3/8" LG SS BHCS
	2	PE-W1032	22 AWG BLACK WIRE. 10" LONG
	1	PE-W1043	22 AWG WHT/GREEN WIRE. 10" LONG
	1	PE-W1035	22 AWG YELLOW WIRE. 10" LONG
	1	PE-W1039	22 AWG GREY WIRE. 10" LONG
	1	PE-W1031	22 AWG WHITE WIRE. 10" LONG
	1	PE-W1033	22 AWG RED WIRE. 10" LONG
	1	PE-W1060	22 AWG PINK WIRE. 20" LONG
	1	PE-W1040	22 AWG PURPLE WIRE. 4" LONG
	1	PE-W1049	22 AWG WHT/PURPLE WIRE. 10" LONG
	2	PE-W1036	22 AWG BLUE WIRE. 24" LONG
	2	PE-W1037	22 AWG BROWN WIRE. 24" LONG
	1	PE-W1032	22 AWG BLACK WIRE. 5.5" LONG

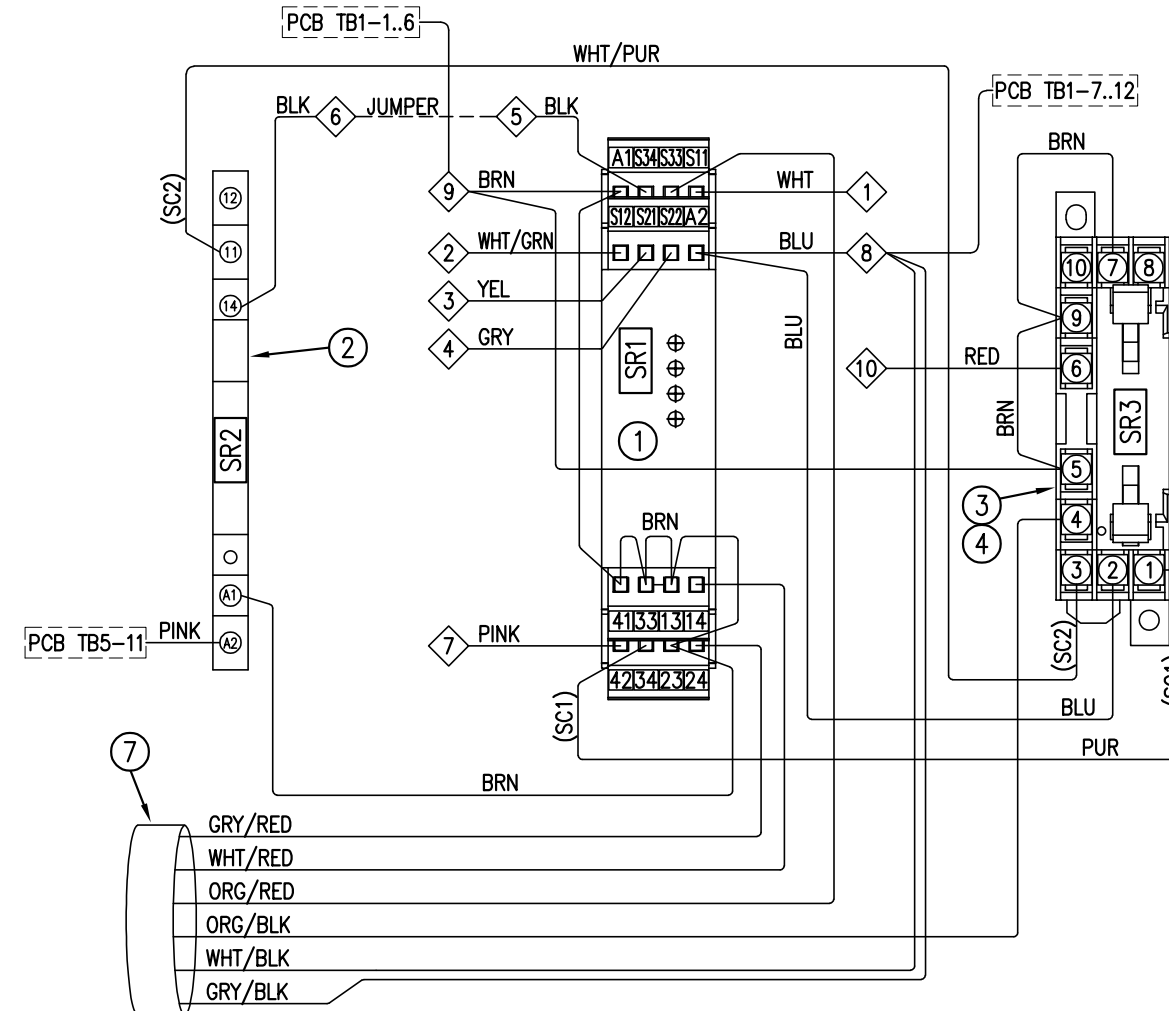
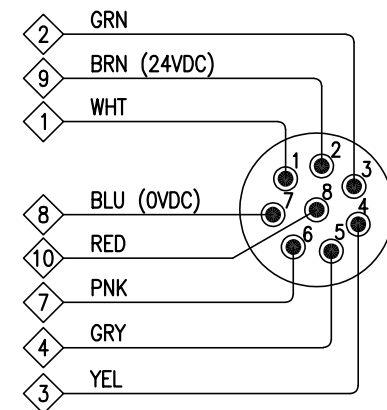
MECHANICAL ASSEMBLY

ASS-200Y-0430



DETAILED WIRING

⑥ SAS-200Y-0429 WIRING



THIS DRAWING AND DESIGN IS THE PROPERTY OF CTM INTEGRATION INC. AND MAY NOT BE REPRODUCED IN WHOLE OR IN PART WITHOUT THE WRITTEN PERMISSION OF CTM INTEGRATION INC.
 APPLICATOR SERIES: 360
 APPLICATOR WIDTH(S): 5"/7.5"/10"
 REV. DATE: 04/24/23
 REV. BY: TDR
 REV. DESCRIPTION: 1 COMBINED SHEETS 1 & 2; CREATED SAS & ASS BOM
 TITLE: 360Y SAFETY CIRCUIT ASSEMBLY w/ SERVICE PANEL
 Scale: 1=1.5
 Date: 04/14/23
 DRAWN BY: T. Rhodes
 F:\Engineering\Standard Parts\Aplicator\360 SERIES\360Y\ASS-200Y-0430
 Dept. Code: 70

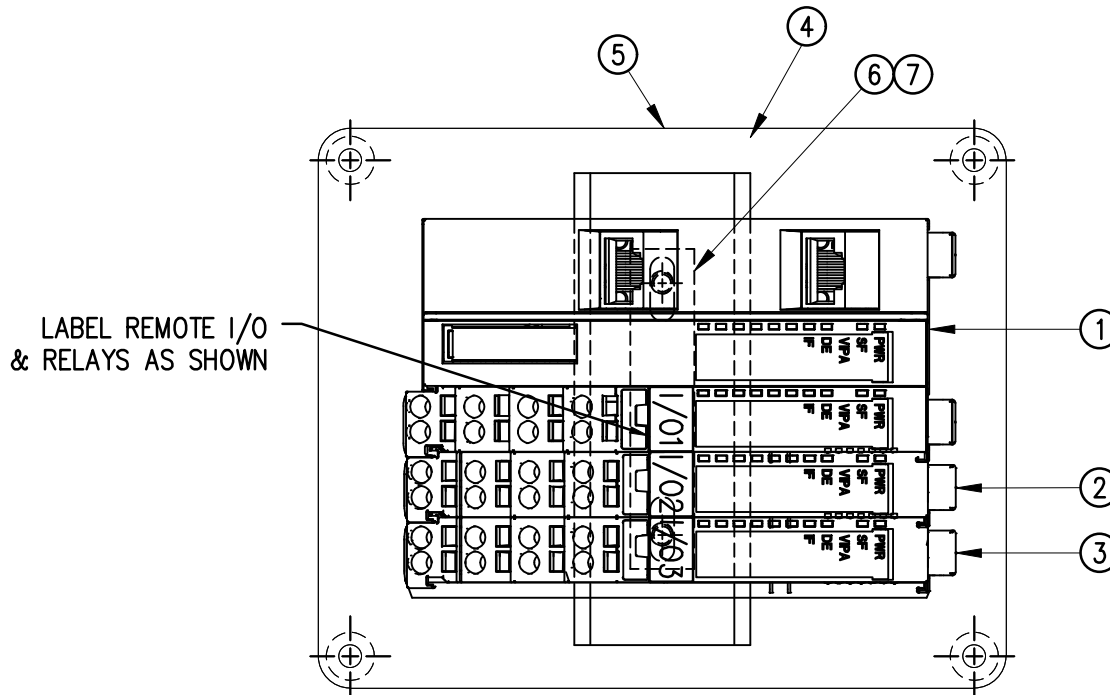
BILL OF MATERIAL

ASS-200Y-0431s1

ASS-200Y-0431

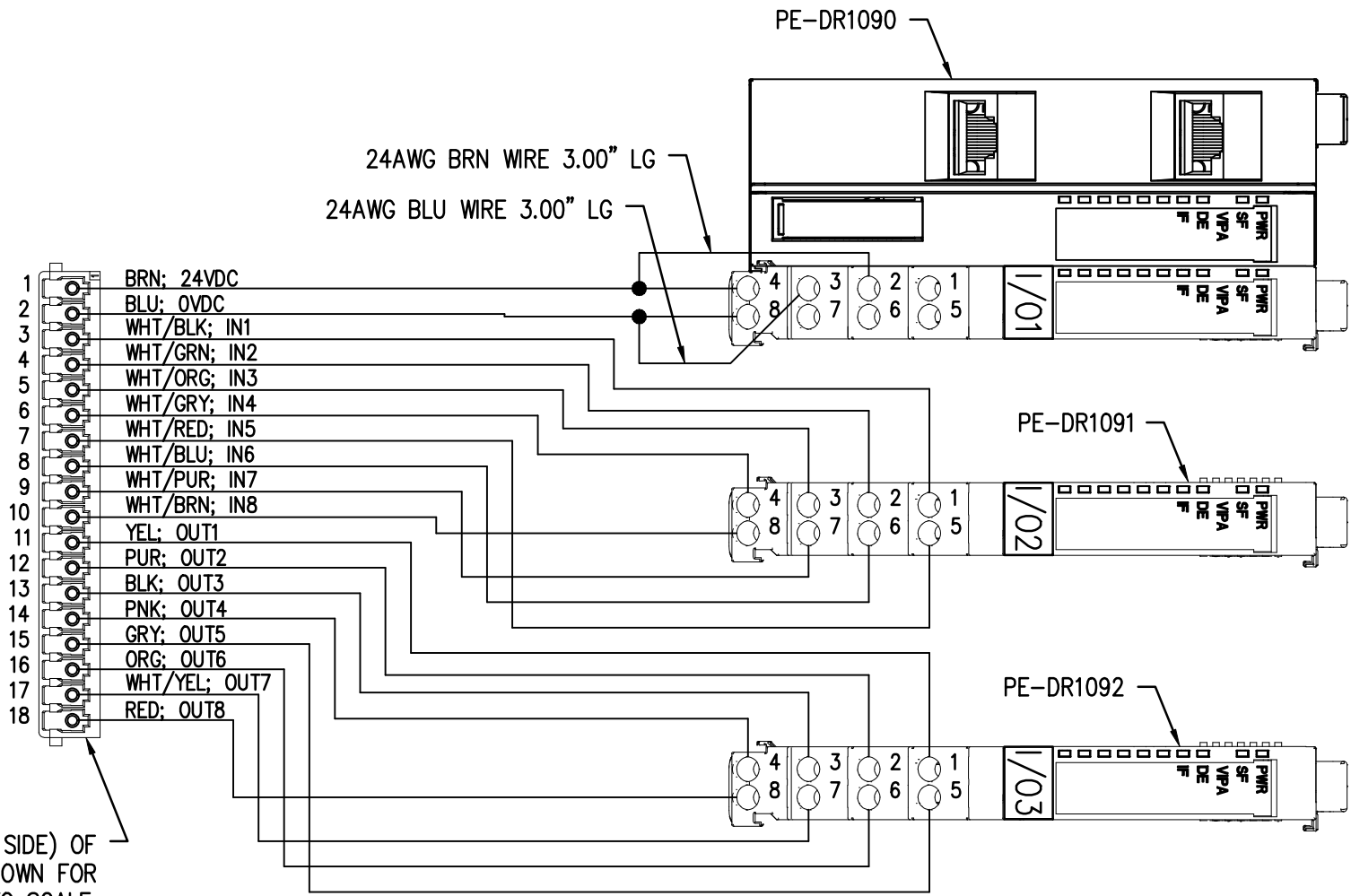
NOTE; SEE ASS-200Y-0431s2
FOR WIRING INFORMATION

ITEM	QTY	CTM PART NUMBER	PART DESCRIPTION
①	1	PE-DR1090	INTERFACE MODULE
②	1	PE-DR1091	INPUT MODULE
③	1	PE-DR1092	OUTPUT MODULE
④	1	CP-200-0290	35mm DIN RAIL, 4.25" LG.
⑤	1	MP-200Y-0201	SERVICE PLATE
⑥	1	MP-200Y-0203	SERVICE PANEL NUT PLATE
⑦	2	PM-FABH35450	#10-32 x 3/8" LG SS BHCS
	1	PE-200Y-0401	REMOTE I/O TO PCB HANRESS ASSEMBLY



THIS DRAWING AND DESIGN IS THE PROPERTY OF CTM INTEGRATION INC. AND MAY NOT BE REPRODUCED IN WHOLE OR IN PART WITHOUT THE WRITTEN PERMISSION OF CTM INTEGRATION INC.

APPLICATOR SERIES: 360	APPLICATOR WIDTH(S): 5"/7.5"/10"	GROUP: 360Y-STANDARD ELECTRICAL	TITLE: 360Y REMOTE I/O w/ SERVICE PANEL; MECHANICAL LAYOUT	Dept. Code 70
REV. 4	REV. DESCRIPTION REVISED DIN RAIL & BOLT CALL OUT	REV. DATE 12/07/22	REV. BY: BNT	Scale: 1=1.5
			Date: 07/13/22	DRAWN BY: BNT
				F:\Engineering\Standard Parts\Appliator\360 SERIES\ 360Y\ASS\ASS-200Y-0431s1



REAR VIEW (WIRE SIDE) OF PE-200Y-0401 SHOWN FOR REF. NOT DRAWN TO SCALE.

THIS DRAWING AND DESIGN IS THE PROPERTY OF CTM INTEGRATION INC. AND MAY NOT BE REPRODUCED IN WHOLE OR IN PART WITHOUT THE WRITTEN PERMISSION OF CTM INTEGRATION INC.

APPLICATOR SERIES: 360	APPLICATOR WIDTH(S): 5"/7.5"/10"	GROUP: 360Y-STANDARD ELECTRICAL	TITLE: 360Y REMOTE I/O w/ SERVICE PANEL; WIRING INFORMATION				Dept. Code 70
REV. 2	REV. DESCRIPTION PICTORIAL REVISIONS	REV. DATE 02/09/23	REV. BY: BNT	Scale: 1=1.5	Date: 07/13/22	DRAWN BY: BNT	F:\Engineering\Standard Parts\Appliator\360 SERIES\ 360Y\ASS\ASS-200Y-0431s2

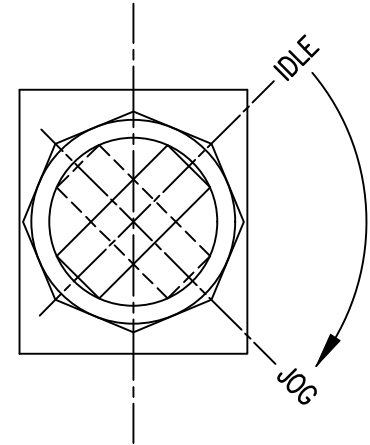
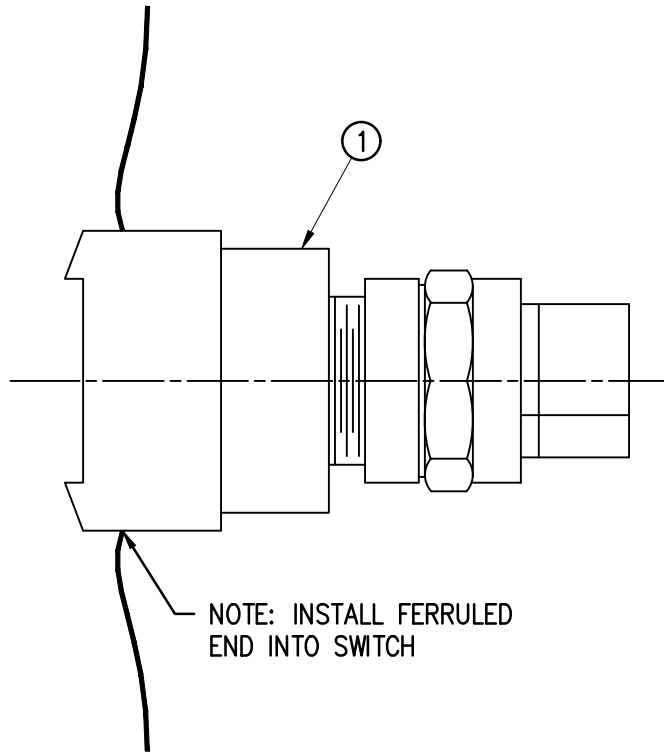
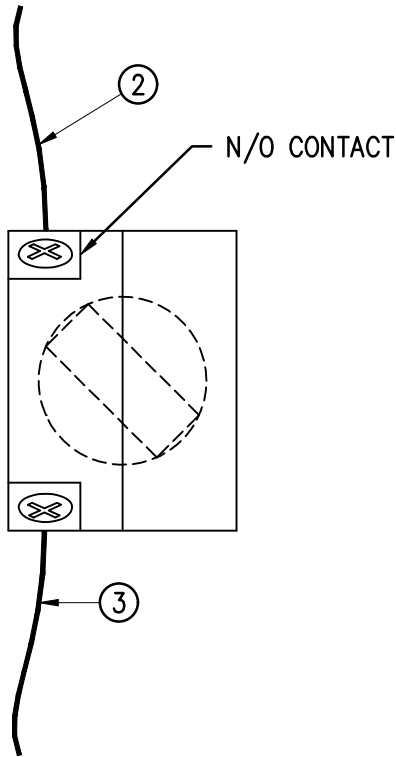


BILL OF MATERIAL

ASS-200Y-0451

ASS-200Y-0451

ITEM	QTY	CTM PART NUMBER	PART DESCRIPTION
①	1	PE-SW2001	22mm MOM. SELECTOR SWITCH, RETURN FROM RIGHT
②	1	PE-W104117FL	22 AWG 17" WHT/BLK WIRE w/ FERRULE
③	1	PE-W103617FL	22 AWG 17" BLUE WIRE w/ FERRULE



THIS DRAWING AND DESIGN IS THE PROPERTY OF CTM INTEGRATION INC. AND MAY NOT BE REPRODUCED IN WHOLE OR IN PART WITHOUT THE WRITTEN PERMISSION OF CTM INTEGRATION INC.

APPLICATOR SERIES: 360	APPLICATOR WIDTH(S): N/A	GROUP: HOUSING ELECTRICAL	TITLE: 360Y JOG SWITCH ASSEMBLY	Dept. Code 70
REV. 2	REV. DESCRIPTION CHANGED WIRE LENGTHS	REV. DATE 11/22/22	REV. BY: AAE	Scale: 1=1
			Date: 07/08/22	DRAWN BY: BNT
F:\Engineering\Standard Parts\Applicator\360 SERIES\ 360Y\ASS\ASS-200Y-0451				

BILL OF MATERIAL

ASS-200Y-0453

ITEM	QTY	CTM PART NUMBER	PART DESCRIPTION
①	1	PE-M01099	YASKAWA SERVO MOTOR
②	1	PM-200Y-0232	MOTOR PULLEY
③	1	MP-200Y-0218	MOTOR MOUNT FACE PLATE
	1	SAS-200Y-0453	SERVO MOTOR MOUNTING ASSEMBLY
	4	PM-FASH429080	10-32 x 3/4 STAINLESS SHCS
	4	PM-FAW30270	#10 STAINLESS FLAT WASHER
	4	PM-FASH45282	M4-0.7 x 12mm STAINLESS SHCS
	2	PM-FASS45105	10-32 x 1/4 ALLOY SET SCREW
	4	PM-FAW30677	#10 LOCK WASHER

BILL OF MATERIAL

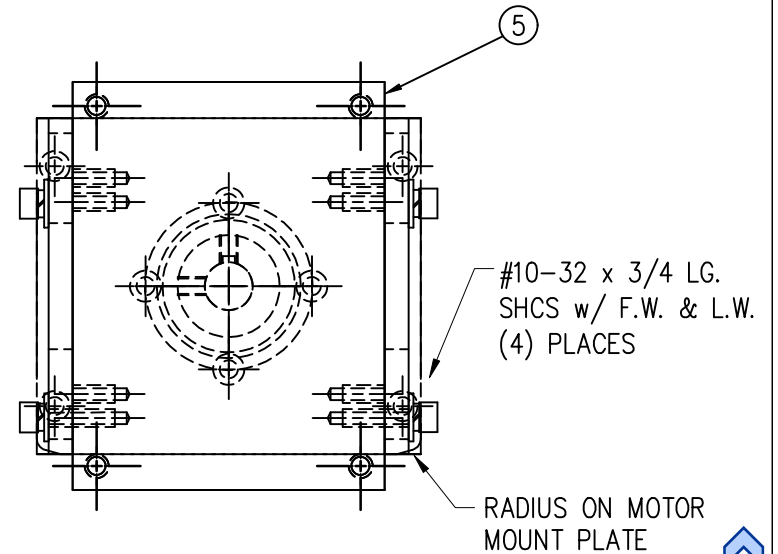
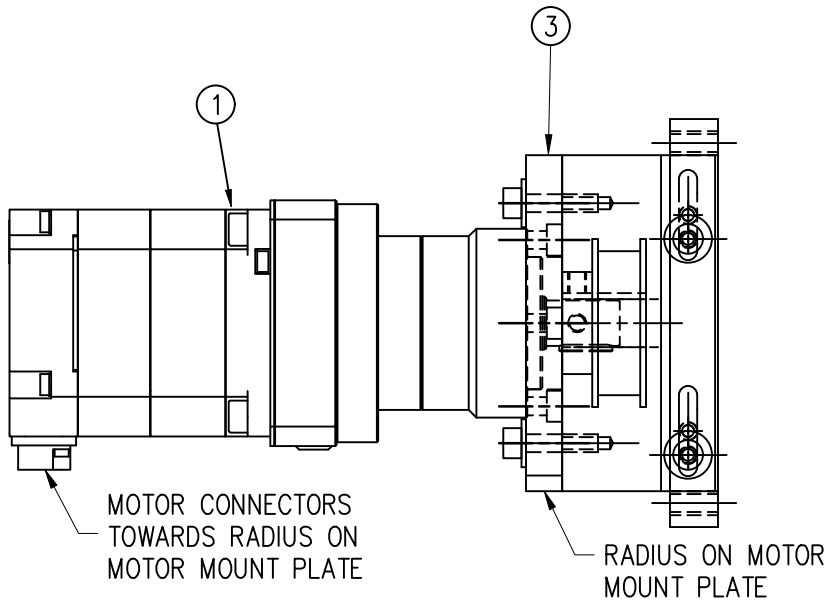
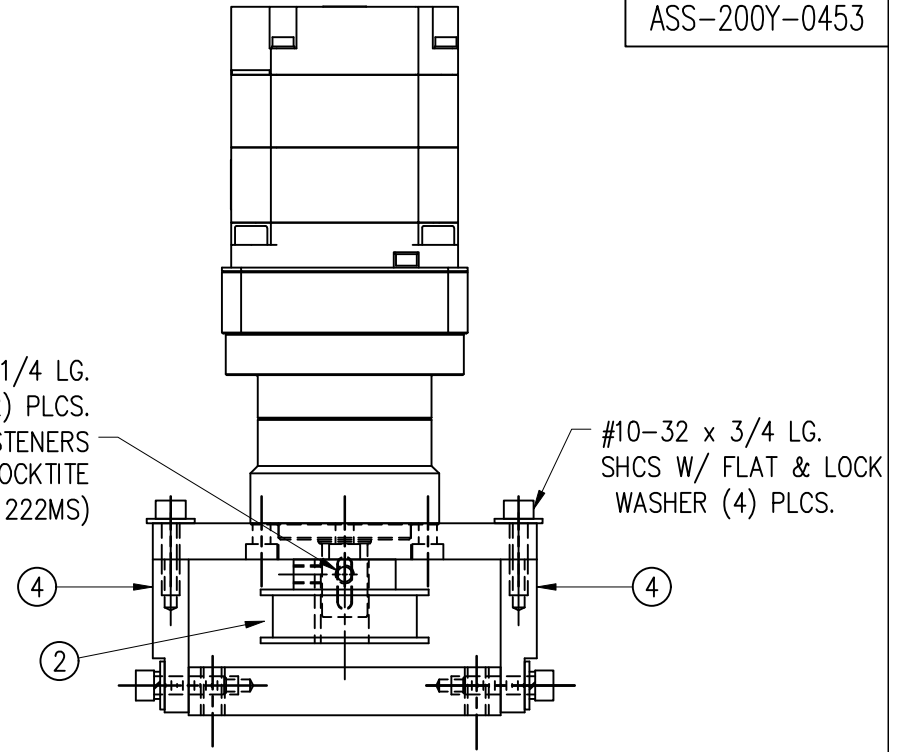
SAS-200Y-0453

ITEM	QTY	CTM PART NUMBER	PART DESCRIPTION
④	2	MP-200-0217	MOTOR MOUNT SIDE FRAME
⑤	1	MP-200-0219	MOTOR MOUNT MOUNTING PLATE
	4	PM-FASH429080	10-32 x 3/4 STAINLESS SHCS
	4	PM-FAW30265	#10 STAINLESS FLAT WASHER
	4	PM-FAW30677	#10 STAINLESS LOCK WASHER

ASS-200Y-0453

#10-32 x 1/4 LG. SET SCREW ~ (2) PLCS. (USE BLACK FASTENERS & PURPLE LOCKTITE LOW STRENGTH 222MS)

#10-32 x 3/4 LG. SHCS W/ FLAT & LOCK WASHER (4) PLCS.



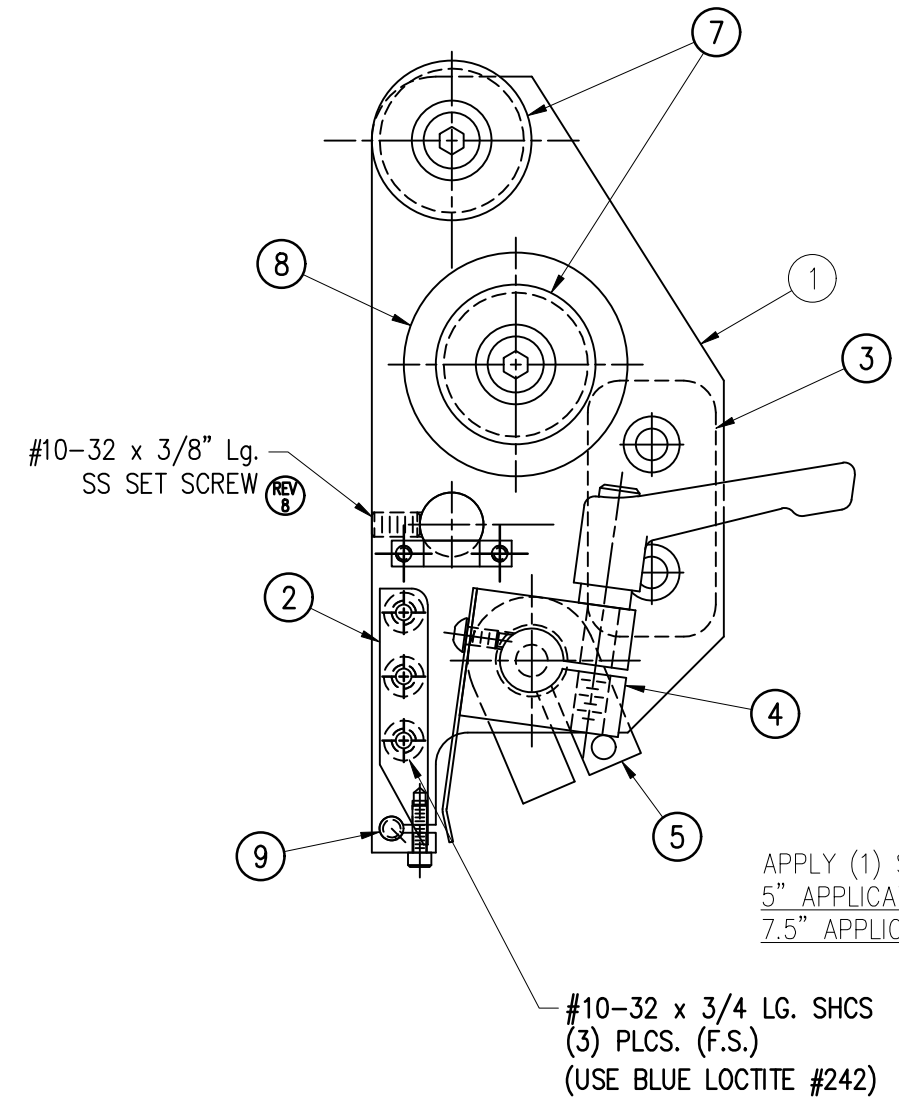
THIS DRAWING AND DESIGN IS THE PROPERTY OF CTM INTEGRATION INC. AND MAY NOT BE REPRODUCED IN WHOLE OR IN PART WITHOUT THE WRITTEN PERMISSION OF CTM INTEGRATION INC.

APPLICATOR SERIES: 360	APPLICATOR WIDTH(S): N/A	GROUP: HOUSING ASSEMBLY	TITLE: YASKAWA NIP MOTOR ASSEMBLY	Dept. Code 70
REV. 0	REV. DESCRIPTION -	REV. DATE -	REV. BY: XXX	Scale: 1=2
			Date: 08/12/21	DRAWN BY: BNT
F:\Engineering\Standard Parts\Appliator\360 SERIES\360Y\ASS\ASS-200Y-0453				

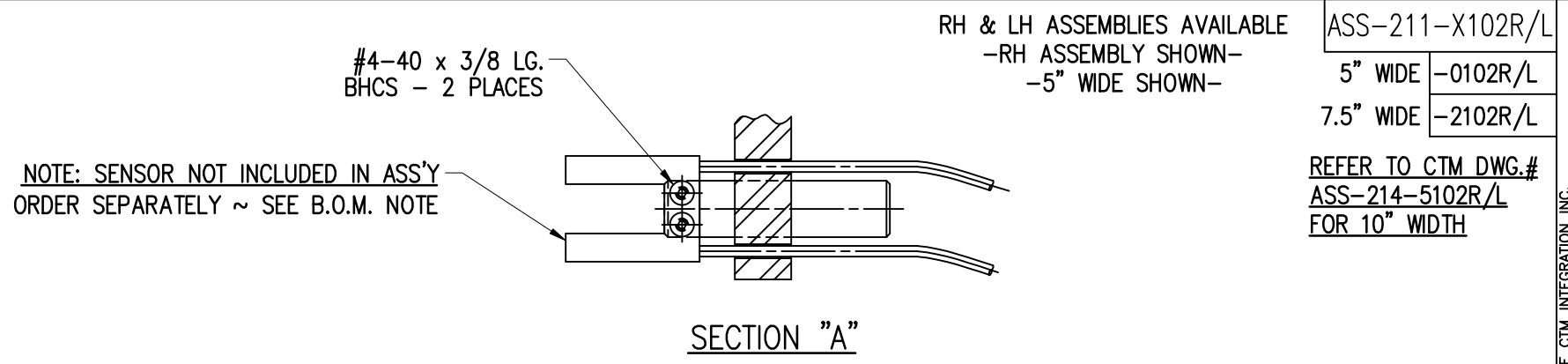
BILL OF MATERIAL				
ASS-211-X102R/L				
ITEM	QTY	CTM PART NUMBER	PART DESCRIPTION	
①	1	MP-211-0212	PEEL EDGE MOUNTING PLATE	
②	1	MP-211-X208	PEEL EDGE (w/ TAPE)	
③	1	MP-211-0207	PEEL EDGE TIE NUT	
④	1	ASS-211-0105-1	SPRING BLOCK ASSEMBLY	5 WIDE
	2	ASS-211-0105-1	SPRING BLOCK ASSEMBLY	7.5 WIDE
⑤	1	ASS-211-0110	SPRING BLOCK STOP COLLAR ASSEMBLY	5 WIDE
	2	ASS-211-0110	SPRING BLOCK STOP COLLAR ASSEMBLY	7.5 WIDE
⑥	1	PM-211-X206	SPRING BLOCK MOUNTING SHAFT	
⑦	2	ASS-211-X120	IDLER ROLLER ASSEMBLY	
⑧	2	MP-211-0210	GUIDE COLLAR w/ SET SCREW	
⑨	1	MP-211-X217-X	AIR ASSIST TUBE	
10	2	PM-FASH430081	SHCS, 1/4-20 x 1.25 LG. SS	

ORDER ONE OF THE FOLLOWING SENSOR OPTIONS SEPARATELY
 #ASS-211-0108 ~ SENSOR (STD. MTG. ROD)
 #ASS-211-0107 ~ SENSOR (EXTENDED REACH)

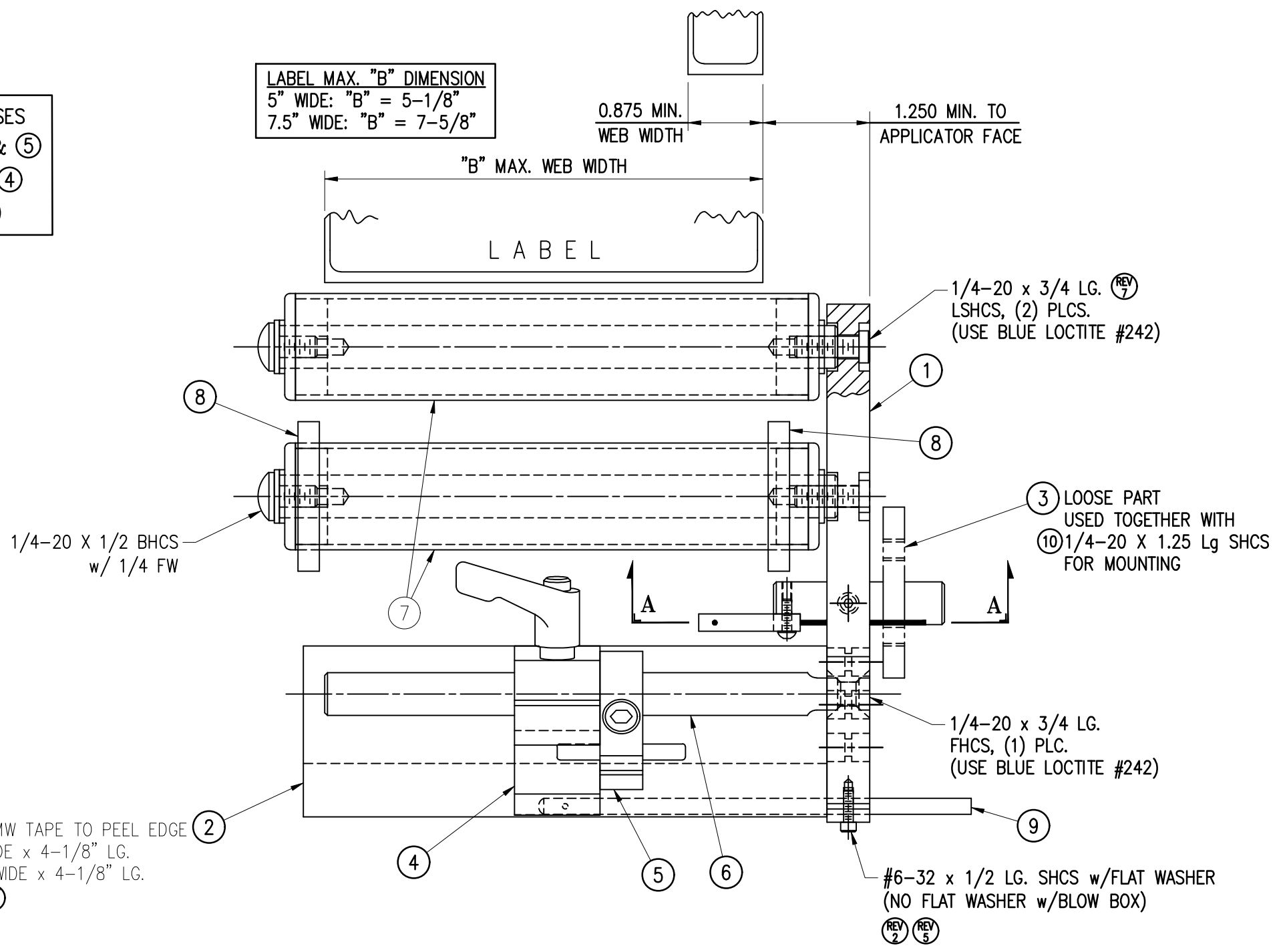
NOTE: 7.5" WIDE ASSEMBLY USES QUANTITY = 2 OF BOTH ④ & ⑤ LOCATE BOTH ⑤ IN BETWEEN ④ (REFER TO ASS-214-5102R/L)



APPLY (1) STRIP OF UHMW TAPE TO PEEL EDGE
 5" APPLICATOR ~ 6" WIDE x 4-1/8" LG.
 7.5" APPLICATOR ~ 8" WIDE x 4-1/8" LG.



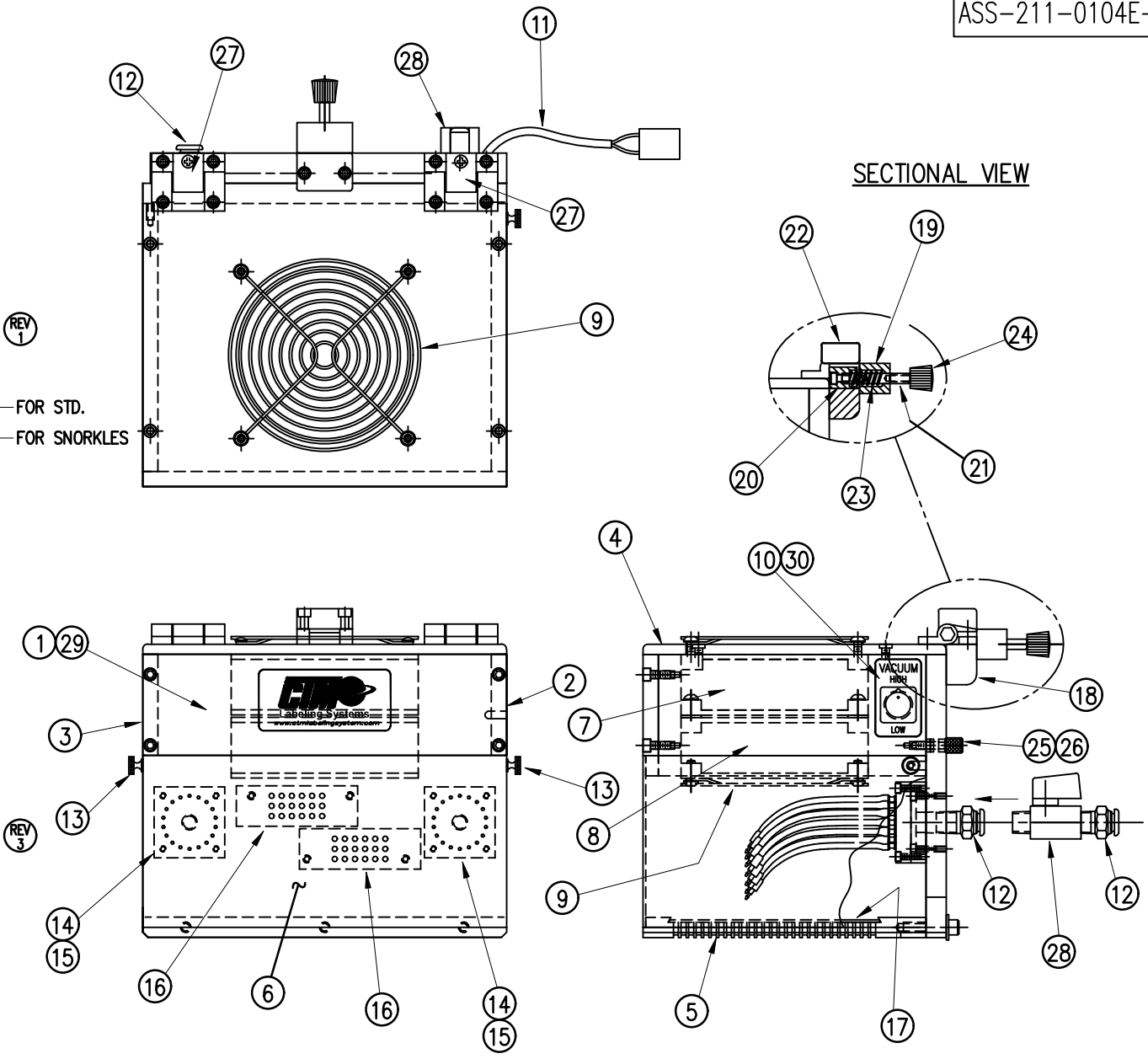
LABEL MAX. "B" DIMENSION
 5" WIDE: "B" = 5-1/8"
 7.5" WIDE: "B" = 7-5/8"



ASS-211-X102R/L
 5" WIDE -0102R/L
 7.5" WIDE -2102R/L
 REFER TO CTM DWG.# ASS-214-5102R/L FOR 10" WIDTH

THIS DRAWING AND DESIGN IS THE PROPERTY OF CTM INTEGRATION INC. AND MAY NOT BE REPRODUCED IN WHOLE OR IN PART WITHOUT THE WRITTEN PERMISSION OF CTM INTEGRATION INC.
 APPLICATOR SERIES: 360
 APPLICATOR SERIES: 5"/7.5"
 REV. 9 ADDED 7.5" WIDE NOTE & CHANGED TAPE SIZE
 REV. DATE: 09/09/22
 REV. BY: TDR
 SCALE: 1=1.5
 DATE: 06/23/97
 TITLE: PEEL EDGE ASSEMBLY
 DRAWN BY: BOB S.
 Dept. Code: 70
 F:\Engineering\Standard Parts\Applcator\360 SERIES\360a\ASS-211-X102R/L

BILL OF MATERIAL			SOLD	
ASSEMBLY	ASS-211-0104E-X		.	
ITEM	QTY	ITEM DESCRIPTION	CTM PART NUMBER	
1	1	FAN BOX FRONT	MP-211-0203E	.
2	1	FAN BOX SIDE (SILK SCREEN)	MP-211-0202R	.
3	1	FAN BOX SIDE	MP-211-0202L	.
4	1	FAN BOX TOP	MP-211-0213E	.
5	1	BLOW BOX GRID	MP-211-0214E	.
6	1	BLOW BOX ACCESS DOOR	PM-211-0211E	.
7	1	BLOW BOX TOP FAN	MP-211-0218	.
8	1	BLOW BOX BOTTOM FAN	MP-211-0219	.
9	2	FAN HOUSING GUARD	PE-FAN1080	.
10	1	HI/LO AIR BLOW SWITCH	PE-SW3000	.
	1	BLOW BOX FAN WIRING HARNESS FOR STANDARD BLOW BOX	PE-200-0413-A	.
11	1	BLOW BOX FAN WIRING HARNESS FOR 6" & 12" SNORKLES	ASS-200-0413-B	.
	1	BLOW BOX FAN WIRING HARNESS FOR 18" & 24" SNORKLES	ASS-200-0413-C	.
12	2	PRESTOLOK BRASS FITTING (1/4 NPT MALE - 3/8 TUBE FEMALE)	PM-PF1020	.
	2	TUBE FTC, ELBOW (3/8 TUBE-1/4 NPT)	PM-PF1080	.
13	2	BRASS THUMB SCREWS	PM-TS1010	.
14	2	AIR BLOW TUBE MANIFOLD SUB-BASE	MP-211-0220	.
15	2	AIR BLOW TUBE MANIFOLD ASS'Y.	ASS-211-0103E	.
16	2	AIR BLOW AIR TUBE HOLDER	MP-211-0222	.
17	1	BLOW BOX GRID COVER	MP-211-0227E	.
18	1	HINGE BRACKET	MP-211-0240E	.
19	1	SPRING PIN BRACKET	MP-211-0241	.
20	1	STOP BLOCK	MP-211-0242	.
21	1	SPRING PIN	MP-211-0243	.
22	1	STOP BLOCK	MP-211-0244	.
23	1	COMPRESSION SPRING	PM-FASP30430	S
24	1	PLASTIC KNOB	PM-HK1070	.
25	2	CAPTIVE SCREW	PM-TS1050	.
26	2	SPLIT WASHER	PM-FAW30615	.
27	2	ADJUSTABLE FRICTION HINGE	PM-HI1030	.
28	1	BALL VALVE, 1/4 NPT (MALE-FEMALE)	PM-FT1500	.
29	1	CTM LOGO LABEL	PM-LB1021	.
30	1	VACUUM HI/LO LABEL	PM-LB1036	.
	1	WARNING LABEL	PM-WL1220	.

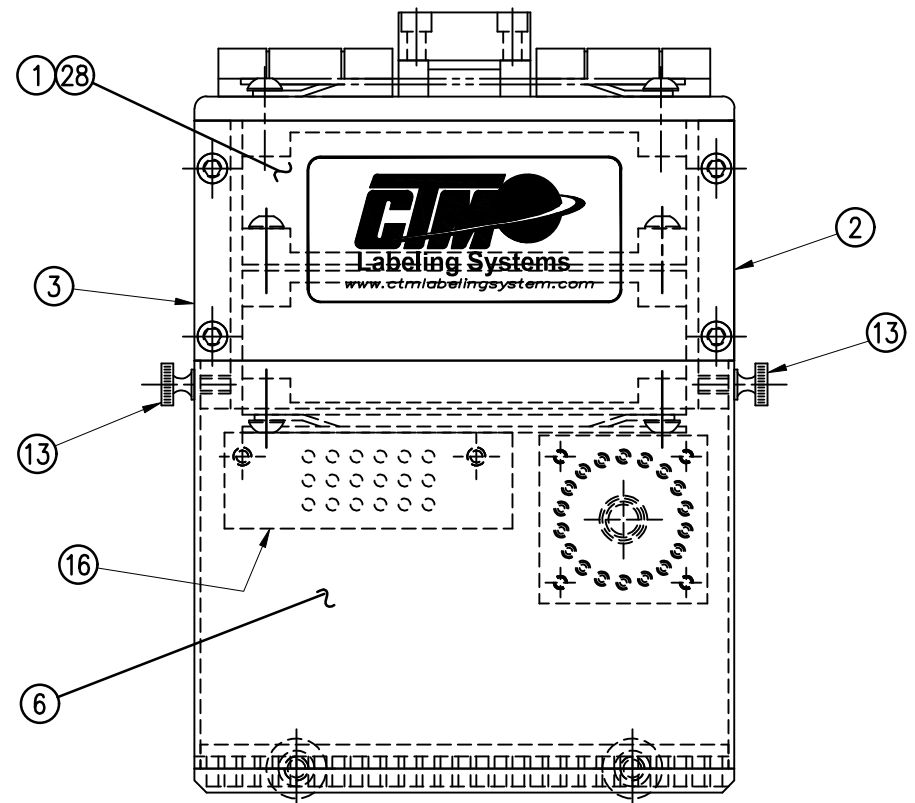
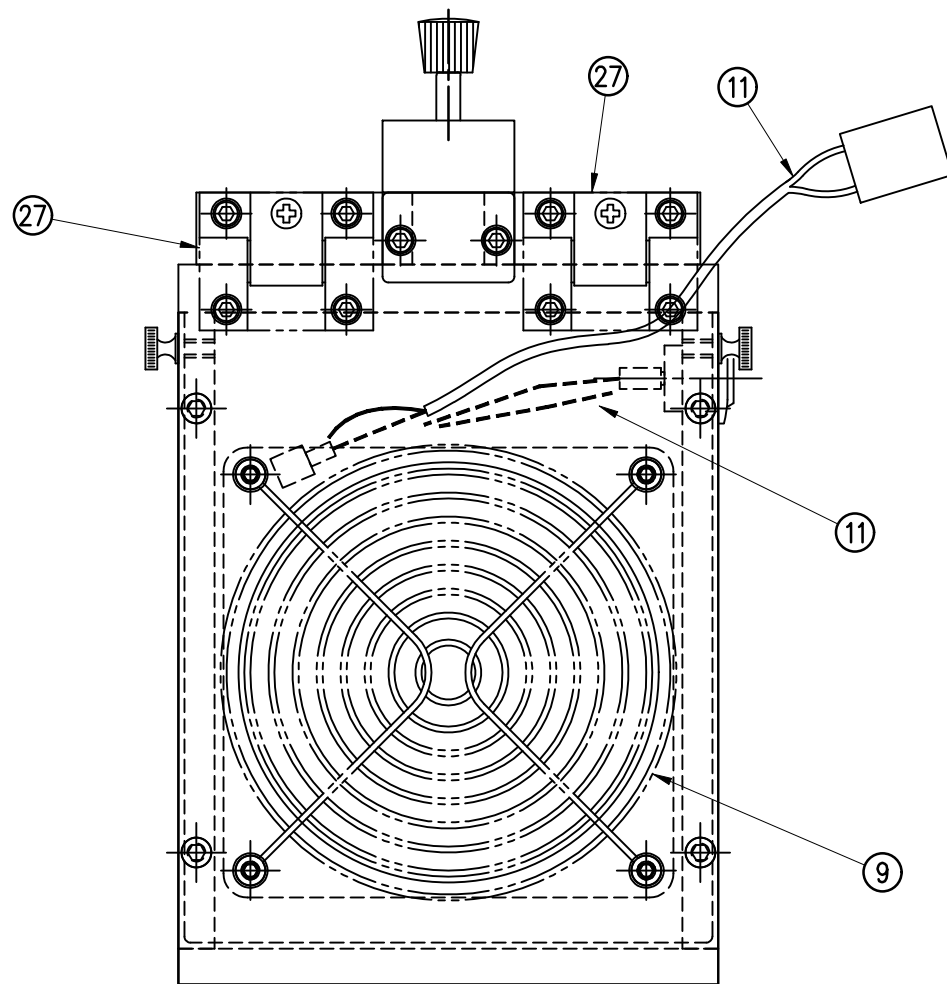


NOTE: TUBE HOLDERS SHOWN IN RH LAYOUT

THIS DRAWING AND DESIGN IS THE PROPERTY OF CTM INTEGRATION INC. AND MAY NOT BE REPRODUCED IN WHOLE OR IN PART WITHOUT THE WRITTEN PERMISSION OF CTM INTEGRATION INC.

APPLICATOR SERIES: 360	APPLICATOR WIDTH(S): 5"	GROUP: AIR BLOW BOX	TITLE: EXTENDED BLOW BOX ASSEMBLY w/ TRANSITION PLATE	Dept. Code 70
REV. 3	REV. DESCRIPTION ADDED CTM LOGO LABELS	REV. DATE 12/27/16	REV. BY: TDR	Scale: 1=4 Date: 03/01/06 DRAWN BY: J. Greeneisen

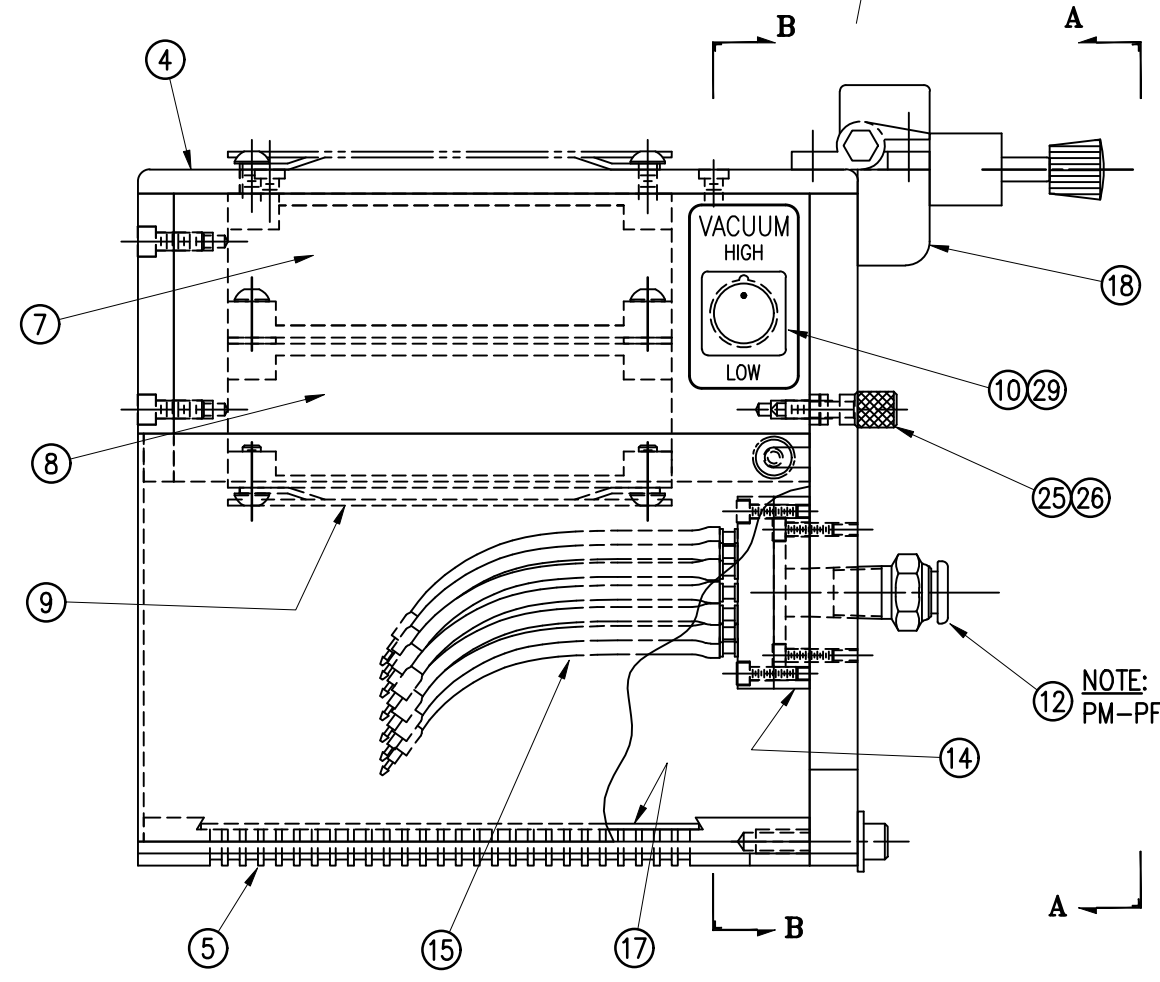
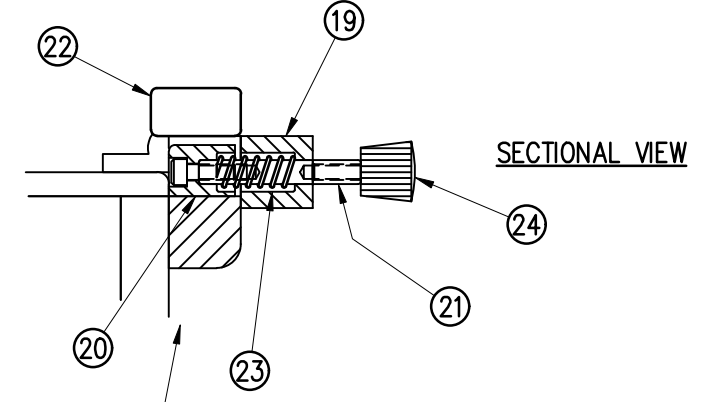
F:\Engineering\Standard Parts\Applicator\360 SERIES\
360a\ASS\ASS-211-0104E-X



BILL OF MATERIAL				SOLD	
ASS-211-0104				.	
ASSEMBLY	ITEM	QTY	ITEM DESCRIPTION	CTM PART NUMBER	
	1	1	FAN BOX FRONT	MP-211-0203	.
	2	1	FAN BOX SIDE (SILK SCREEN)	MP-211-0202R	.
	3	1	FAN BOX SIDE	MP-211-0202L	.
	4	1	FAN BOX TOP	MP-211-0213	.
	5	1	BLOW BOX GRID	MP-211-0214	.
	6	1	BLOW BOX ACCESS DOOR	PM-211-0211	.
	7	1	BLOW BOX TOP FAN	MP-211-0218	.
	8	1	BLOW BOX BOTTOM FAN	MP-211-0219	.
	9	2	FAN HOUSING GUARD	PE-FAN1080	.
	10	1	HI/LO AIR BLOW SWITCH	PE-SW3000	.
	11	1	BLOW BOX FAN WIRING HARNESS FOR STANDARD BLOW BOX	PE-200-0413-A	.
		1	BLOW BOX FAN WIRING HARNESS FOR 6" & 12" SNORKLES	ASS-200-0413-B	REV 2
		1	BLOW BOX FAN WIRING HARNESS FOR 18" & 24" SNORKLES	ASS-200-0413-C	.
	12	1	PRESTOLOK BRASS FITTING (1/4 NPT MALE - 3/8 TUBE FEMALE)	PM-PF1020	.
		1	TUBE FTG, ELBOW (3/8 TUBE-1/4 NPT)	PM-PF1060	.
	13	2	BRASS THUMB SCREWS	PM-TS1010	.
	14	1	AIR BLOW TUBE MANIFOLD SUB-BASE	MP-211-0220	.
	15	1	AIR BLOW TUBE MANIFOLD ASS'Y.	ASS-211-0103	.
	16	1	AIR BLOW AIR TUBE HOLDER	MP-211-0222	.
	17	1	BLOW BOX GRID COVER	MP-211-0227	.
	18	1	HINGE BRACKET	MP-211-0240	.

BILL OF MATERIAL				SOLD	
ASS-211-0104 (continued)				.	
ASSEMBLY	ITEM	QTY	ITEM DESCRIPTION	CTM PART NUMBER	
	19	1	SPRING PIN BRACKET	MP-211-0241	.
	20	1	STOP BLOCK	MP-211-0242	.
	21	1	SPRING PIN	MP-211-0243	.
	22	1	STOP BLOCK	MP-211-0244	.
	23	1	COMPRESSION SPRING	PM-FASP30430	S
	24	1	PLASTIC KNOB	PM-HK1070	.
	25	2	CAPTIVE SCREW	PM-TS1050	.
	26	2	SPLIT WASHER	PM-FAW30615	.
	27	2	ADJUSTABLE FRICTION HINGE	PM-HI1030	.
	28	1	CTM LOGO LABEL	PM-LB1021	.
	29	1	VACUUM SWITCH HI/LO LABEL	PM-LB1036	.
		1	WARNING LABEL	PM-WL1220	.

ASS-211-0104-X	FOR STD. BLOW BOX	-0104-A
	6 & 12 SNORKLES	-0104-B
	18 & 24 SNORKLES	-0104-C



THIS DRAWING AND DESIGN IS THE PROPERTY OF CTM INTEGRATION INC. AND MAY NOT BE REPRODUCED IN WHOLE OR IN PART WITHOUT THE WRITTEN PERMISSION OF CTM INTEGRATION INC.
 TITLE: HINGED AIR BLOW BOX
 DRAWN BY: BOB S.
 DATE: 02/21/98
 SCALE: 1=2
 REV. DATE: 12/27/16
 REV. BY: TDR
 REV. DESCRIPTION: 3 ADDED NEW LOGO LABELS
 APPLICATOR SERIES: 360
 APPLICATOR WIDTH(S): 5"
 GROUP: AIR BLOW BOX
 Dept. Code: 70
 F:\Engineering\Standard Parts\Applcator\360 SERIES\360a\ASS-211-0104-X

NOTE: CHANGE TO ELBOW PM-PF1060 FOR SNORKLES

BILL OF MATERIAL

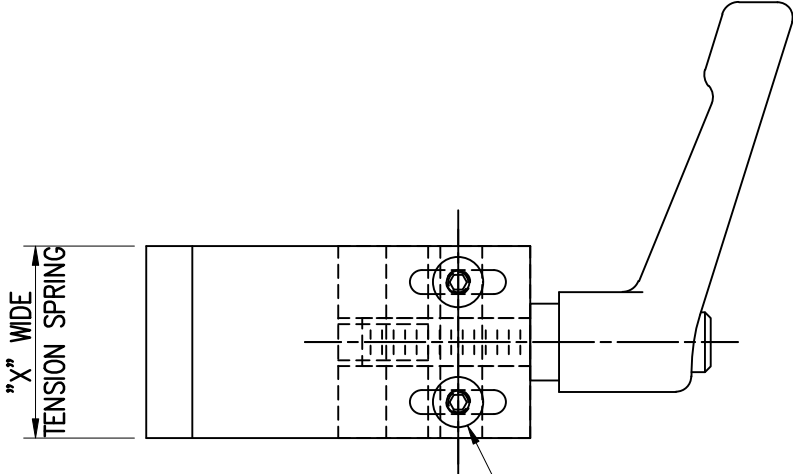
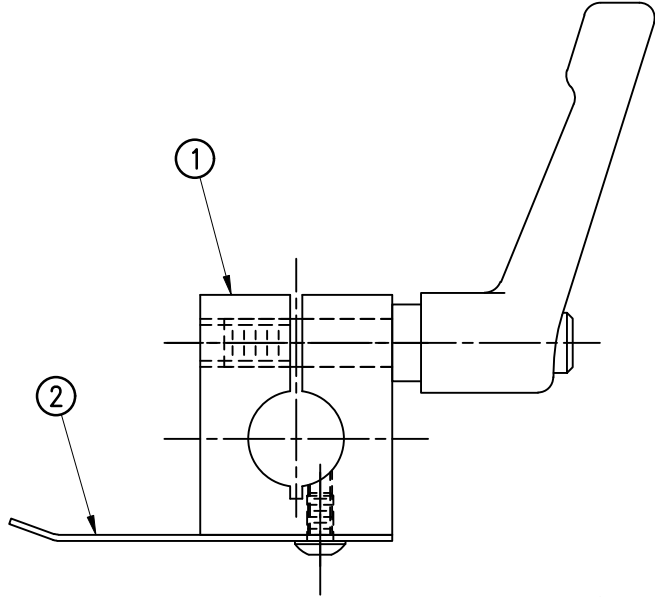
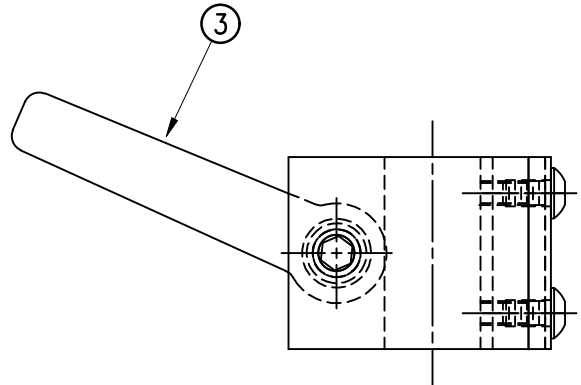
ASS-211-0105-X

ITEM	QTY	CTM PART NUMBER	PART DESCRIPTION
①	1	MP-211-0201	SPRING BLOCK
②	1	PM-211-0216-X	"X" WIDE WEB TENSION SPRING (see note)
③	1	PM-LL0902	LOCK LEVER, 1/4-20 x 0.98 LG. SS

NOTE:
 1" WIDE WEB TENSION SPRING IS STANDARD.
 2", 3" & 4" WIDTHS ARE AVAILABLE AS AN OPTION.

ASS-211-0105-X

1" WIDE	-0105-1
2" WIDE	-0105-2
3" WIDE	-0105-3
4" WIDE	-0105-4



#6-32 x 1/4 LG. PHILLIPS PAN HEAD SCREW (2) PLCS.



THIS DRAWING AND DESIGN IS THE PROPERTY OF CTM INTEGRATION INC. AND MAY NOT BE REPRODUCED IN WHOLE OR IN PART WITHOUT THE WRITTEN PERMISSION OF CTM INTEGRATION INC.

APPLICATOR SERIES: 360/3600	APPLICATOR WIDTH(S): 5"/7.5"/10"	GROUP: TAMP/BLOW/RVB	TITLE: SPRING BLOCK ASSEMBLY				Dept. Code 70
REV. 2	REV. DESCRIPTION REMOVED "MERGE" FROM GROUP IN TITLEBLOCK	REV. DATE 02/14/23	REV. BY: AMS	Scale: 1=1	Date: 02/21/98	DRAWN BY: BOB S.	F:\Engineering\Standard Parts\Applicator\360 SERIES\ 360a\ASS\ASS-211-0105-X

BILL OF MATERIAL

ASS-211-0106EM

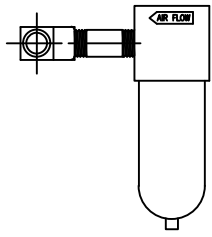
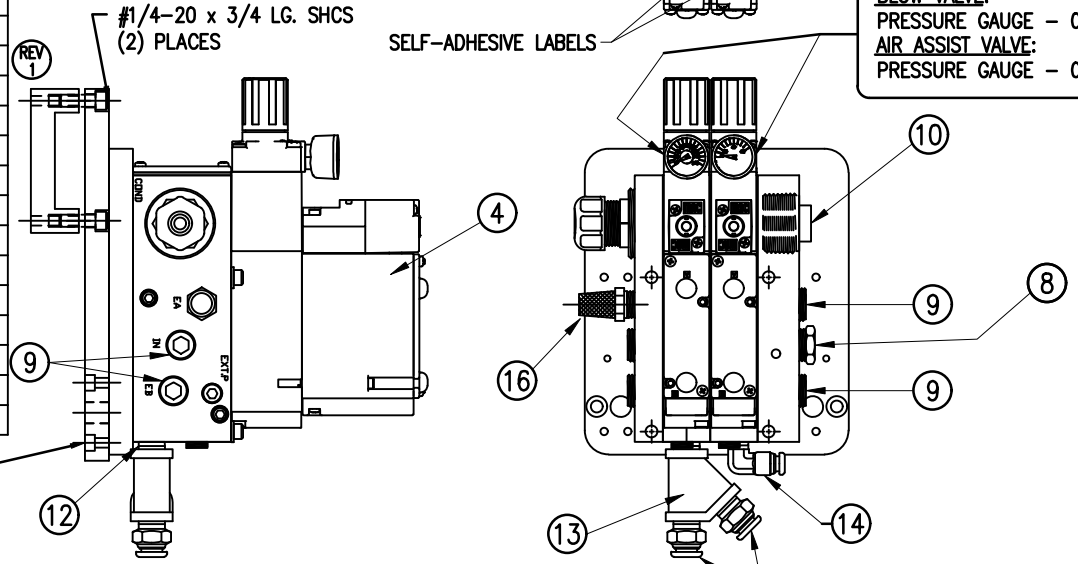
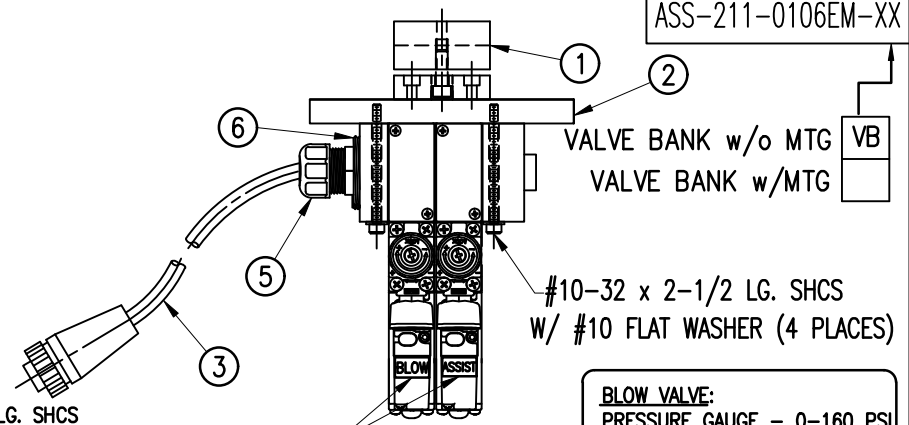
ITEM	QTY	CTM PART NUMBER	PART DESCRIPTION
	1	ASS-211-0106EM-VB	EXTENDED AIR BLOW 2 STATION VALVE BANK ASSEMBLY
①	1	ASS-200-0146	U-ARM MOUNTING ASSEMBLY
②	1	MP-214-0206	VALVE MOUNTING PLATE
○	4	PM-FASH429088	10-32 X 2 1/2" LG. SS SHCS
○	4	PM-FAW30265	#10 SS FLAT WASHER
○	4	PM-FASH429080	10-32 X 3/4" LG. SS SHCS
○	2	PM-FASH430078	1/4"-20 UNC x 3/4" LG. SS SHCS

BILL OF MATERIAL

ASS-211-0106EM-VB

ITEM	QTY	CTM PART NUMBER	PART DESCRIPTION
③	1	ASS-200-0452M	VALVE CABLE
④	1	PM-VA2358M	2 STATION MAC VALVE BANK
⑤	1	PE-C02000	CORD GRIP
⑥	1	PE-COND1084	STEEL REDUCER
⑦	2	PM-FT1200	1/4" NPT PLUG
⑧	1	PM-PF1110	BUSHING, 1/4" NPT FEMALE TO 3/8" NPT MALE
⑨	5	PM-PF1167	3/8" NPT SOCKET HEAD PLUG
⑩	1	PE-EN9125	1 1/4" BLACK PLASTIC THREADED PLUG
⑪	2	PM-PF1020	FITTING, 3/8" TUBE w/ 1/4" NPT STRT
⑫	1	PM-PF1125	1/4" NPT X 7/8" LG. CLOSE NIPPLE
⑬	1	PM-FT1450	WYE BRASS FITTING, 1/4" NPT
⑭	1	PM-PF1055	FITTING, 1/4" TUBE w/ 1/4" NPT 90°
⑮	1	ASS-214-0106	AIR FILTER ASSEMBLY
⑯	1	PM-MU1027	MUFFLER

ASS-211-0106EM-XX



⑮ AIR FILTER
SHIP LOOSE
-CUSTOMER TO INSTALL -

VALVE BANK SPARE PARTS:
 SOLENOID: #PM-VA2395M
 AIR ASSIST REGULATOR W/GAUGE: #PM-VA2396M
 BLOW/TAMP/IMPRINTER REGULATORS W/GAUGE: #PM-VA2397M
 AIR ASSIST REGULATOR GAUGE: #PM-VA2382M
 BLOW/TAMP/IMPRINTER REGULATOR GAUGES: #PM-VA2380M

THIS DRAWING AND DESIGN IS THE PROPERTY OF CTM INTEGRATION INC. AND MAY NOT BE REPRODUCED IN WHOLE OR IN PART WITHOUT THE WRITTEN PERMISSION OF CTM INTEGRATION INC.

APPLICATOR SERIES: 360	APPLICATOR WIDTH(S): 5"/7.5"/10"	GROUP: VALVE BANKS	TITLE: EXTENDED AIR BLOW 2 STATION VALVE BANK ASSEMBLY with FILTER	Dept. Code 70
REV. 3	REV. DESCRIPTION REVISED FOR NEW U-ARM MOUNTING	REV. DATE 03/24/23	REV. BY: AMS	Scale: 1=4
		Date: 04/09/07	DRAWN BY: E. SANOR	F:\Engineering\Standard Parts\Applcator\360 SERIES\ 360a\ASS\ASS-211-0106EM

BILL OF MATERIAL

ASS-214-0106M

ITEM	QTY	CTM PART NUMBER	PART DESCRIPTION
	1	ASS-214-0106M-VB	AIR BLOW 2 STATION VALVE BANK ASSEMBLY with FILTER
①	1	ASS-200-0146	U-ARM MOUNTING ASSEMBLY
②	1	MP-214-0206	VALVE MOUNTING PLATE
○	4	PM-FASH429088	10-32 X 2 1/2" LG. SS SHCS
○	4	PM-FAW30265	#10 SS FLAT WASHER
○	4	PM-FASH429080	10-32 X 3/4" LG. SS SHCS
○	2	PM-FASH430078	1/4"-20 UNC x 3/4" LG. SS SHCS

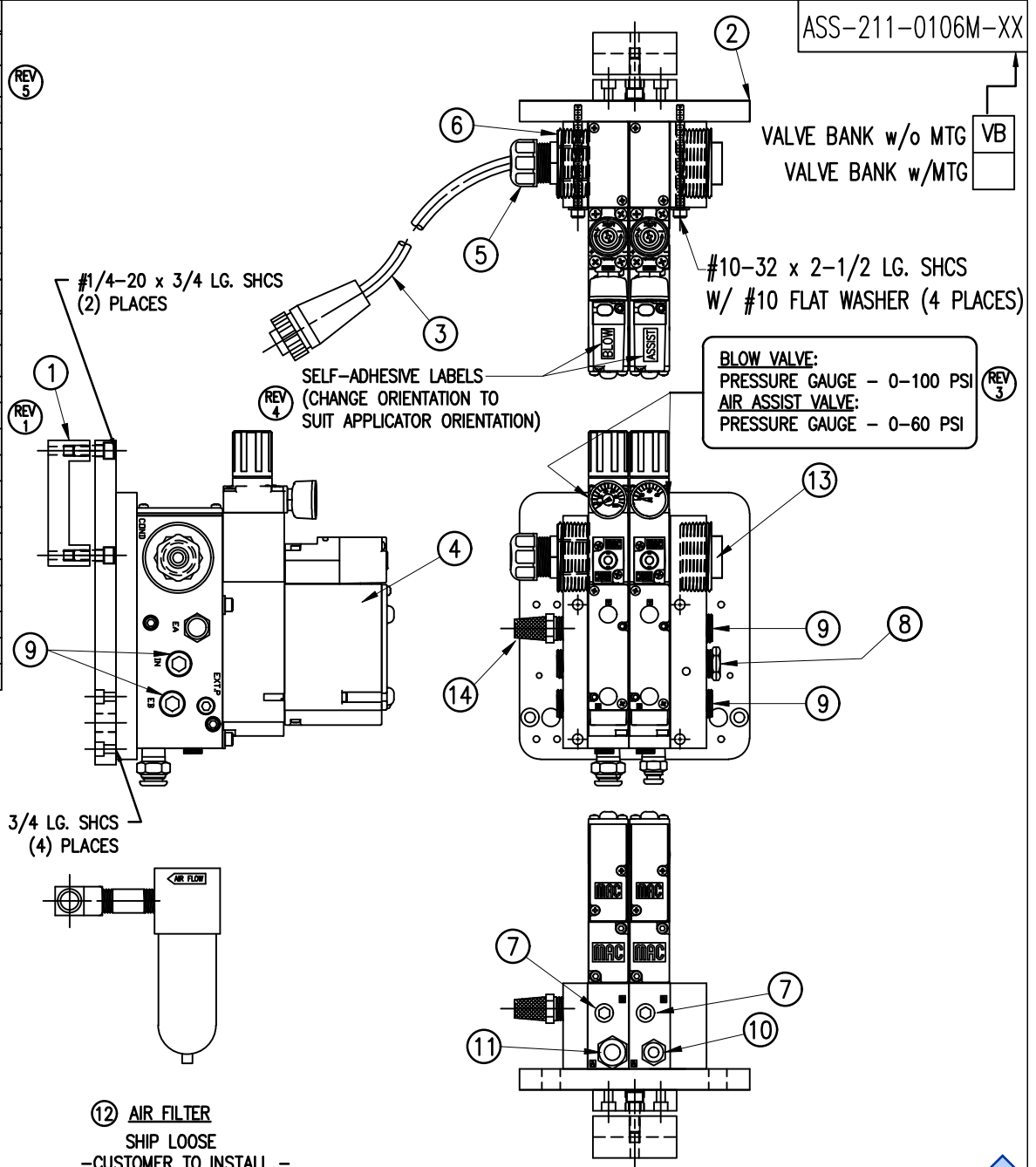
BILL OF MATERIAL

ASS-211-0106M-VB

ITEM	QTY	CTM PART NUMBER	PART DESCRIPTION
③	1	ASS-200-0452M	VALVE CABLE
④	1	PM-VA2358M	2 STATION MAC VALVE BANK
⑤	1	PE-CO2000	CORD GRIP
⑥	1	PE-COND1084	STEEL REDUCER
⑦	2	PM-FT1200	1/4" NPT PLUG
⑧	1	PM-PF1110	BUSHING, 1/4" NPT FEMALE TO 3/8" NPT MALE
⑨	4	PM-PF1167	3/8" NPT SOCKET HEAD PLUG
⑩	1	PM-PF1010	FITTING, 1/4" TUBE w/ 1/4" NPT STRT
⑪	1	PM-PF1020	FITTING, 3/8" TUBE w/ 1/4" NPT STRT
⑫	1	ASS-214-0106	AIR FILTER ASSEMBLY
⑬	1	PE-EN9125	1 1/4" BLACK PLASTIC THREADED PLUG
⑭	1	PM-MU1027	MUFFLER

VALVE BANK SPARE PARTS:

SOLENOID: #PM-VA2395M
 AIR ASSIST REGULATOR W/GAUGE: #PM-VA2396M
 BLOW/TAMP/IMPRINTER REGULATORS W/GAUGE: #PM-VA2397M
 AIR ASSIST REGULATOR GAUGE: #PM-VA2382M
 BLOW/TAMP/IMPRINTER REGULATOR GAUGES: #PM-VA2380M



ASS-211-0106M-XX

VALVE BANK w/o MTG VB
 VALVE BANK w/MTG

BLOW VALVE:
 PRESSURE GAUGE - 0-100 PSI
 AIR ASSIST VALVE:
 PRESSURE GAUGE - 0-60 PSI

⑫ AIR FILTER
 SHIP LOOSE
 -CUSTOMER TO INSTALL -

THIS DRAWING AND DESIGN IS THE PROPERTY OF CTM INTEGRATION INC. AND MAY NOT BE REPRODUCED IN WHOLE OR IN PART WITHOUT THE WRITTEN PERMISSION OF CTM INTEGRATION INC.

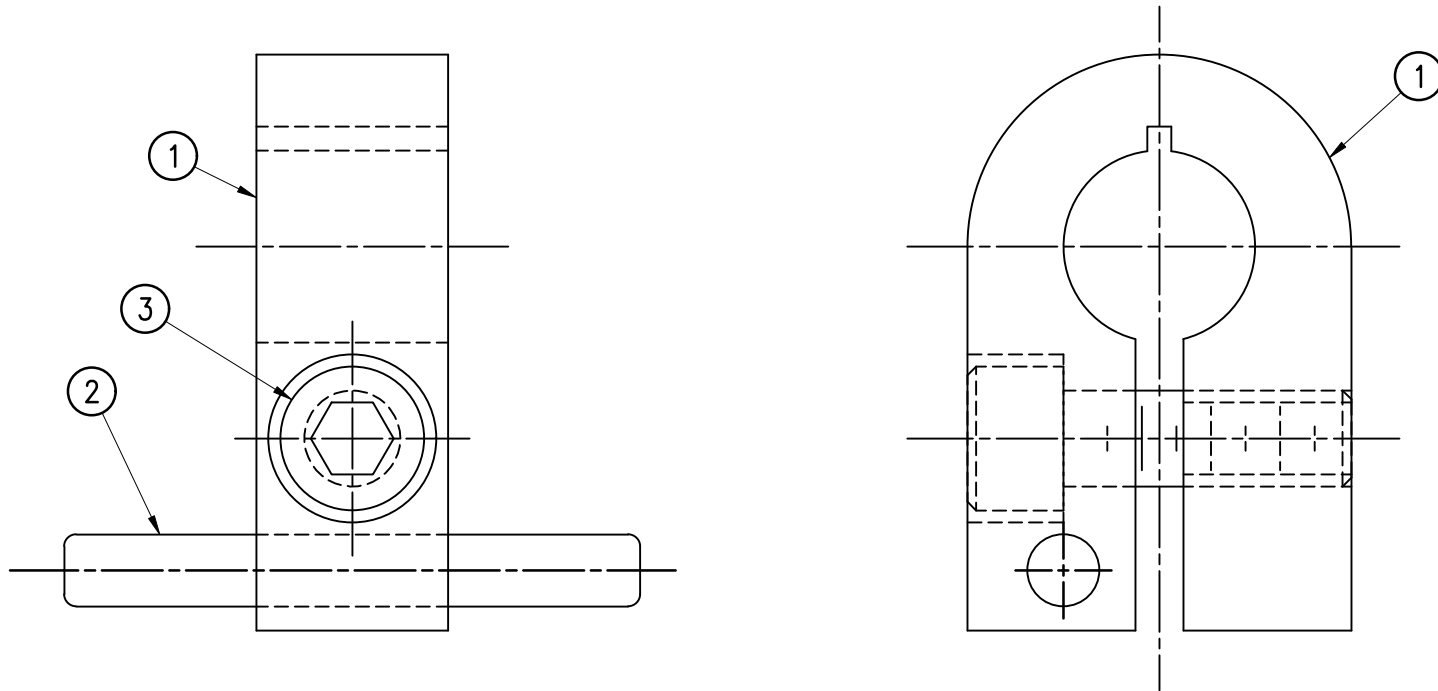
APPLICATOR SERIES: 360	APPLICATOR WIDTH(S): 5"/7.5"/10"	GROUP: VALVE BANKS	TITLE: AIR BLOW 2 STATION VALVE BANK ASSEMBLY with FILTER	Dept. Code 70
REV. 5	REV. DESCRIPTION REVISED FOR NEW U-ARM MOUNTING	REV. DATE 03/21/23	REV. BY: AMS	Scale: 1=4
			Date: 04/03/07	DRAWN BY: E. SANOR
				F:\Engineering\Standard Parts\Applicator\360 SERIES\ 360a\ASS\ASS-211-0106M

BILL OF MATERIAL

ASS-211-0110

ASS-211-0110

ITEM	QTY	CTM PART NUMBER	PART DESCRIPTION
①	1	MP-211-0223	SPRING BLOCK STOP COLLAR
②	1	PM-FADP1001	DOWEL PIN, 3/16" DIA. x 1.50 LG.
③	1	PM-FASH430078	SHCS, 1/4-20 x 0.75 LG. SS



THIS DRAWING AND DESIGN IS THE PROPERTY OF CTM INTEGRATION INC. AND MAY NOT BE REPRODUCED IN WHOLE OR IN PART WITHOUT THE WRITTEN PERMISSION OF CTM INTEGRATION INC.

APPLICATOR SERIES: 360/3600	APPLICATOR WIDTH(S): 5"/7.5"/10"	GROUP: TAMP/BLOW/MERGE/RVB	TITLE: SPRING BLOCK STOP COLLAR ASSEMBLY	Dept. Code 70
REV. 1	REV. DESCRIPTION UPDATED BOM & TITLE BLOCK	REV. DATE 03/14/06	REV. BY: TK	Scale: 2=1
			Date: 02/18/02	DRAWN BY: TDR
				F:\Engineering\Standard Parts\Appliator\360 SERIES\ 360a\ASS\ASS-211-0110



BILL OF MATERIAL

ASS-211-0112M

ITEM	QTY	CTM PART NUMBER	PART DESCRIPTION
	1	ASS-211-0112M-VB	RVB 2 STATION VALVE BANK ASSEMBLY
①	1	ASS-200-0146	U-ARM MOUNTING ASSEMBLY
②	1	MP-214-0206	VALVE MOUNTING PLATE
○	4	PM-FASH429088	10-32 X 2 1/2" LG. SS SHCS
○	4	PM-FAW30265	#10 SS FLAT WASHER
○	4	PM-FASH429080	10-32 X 3/4" LG. SS SHCS
○	2	PM-FASH430078	1/4"-20 UNC x 3/4" LG. SS SHCS

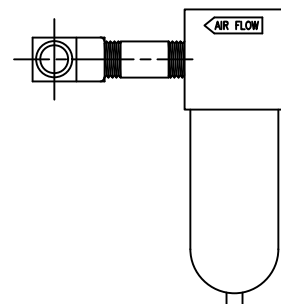
BILL OF MATERIAL

ASS-211-0112M-VB

ITEM	QTY	CTM PART NUMBER	PART DESCRIPTION
③	1	ASS-200-0452M	VALVE CABLE
④	1	PM-REG1500	REGULATOR (INCLUDES PM-VA2381)
⑤	-	PM-VA2381	0-60 GAUGE. (INCLUDED w/ PM-REG1500)
⑥	2	PM-PF1180	NPT 90° STREET ELBOW 1/8" FEMALE TO 1/8" MALE
⑦	1	PM-PUMP1010	VACUUM PUMP, 55 PSI FEED PRESSURE, MUFFLED EXHAUST
⑧	1	PM-VA2358M	2 STATION MAC VALVE BANK
⑨	1	PE-C02000	CORD GRIP
⑩	3	PM-FT1200	1/4" NPT SOCKET HEAD PLUG
⑪	1	PM-PF1200	TEE 1/4" NPT FEMALE 3 ENDS
⑫	1	PM-PF1145	NIPPLE, 1/4" NPT X 2" LG.
⑬	1	PM-PF1220	ADAPTOR, 3/8" NPT FEMALE TO 1/4" NPT MALE
⑭	1	PM-PF1157	REDUCER, 3/8" NPT TO 1/8" NPT
⑮	1	PM-PF1159	FITTING, 3/8" NPT MALE BOTH ENDS
⑯	1	PE-EN9125	1 1/4" BLACK PLASTIC THREADED PLUG
⑰	1	PE-COND1084	STEEL REDUCER
⑱	1	PM-PF1110	BUSHING, 1/4" NPT FEMALE TO 3/8" NPT MALE
⑲	1	PM-PF1010	FITTING, 1/4" TUBE w/ 1/4" NPT STRT
⑳	1	PM-PF1020	FITTING, 3/8" TUBE w/ 1/4" NPT STRT
㉑	3	PM-PF1167	3/8" NPT SOCKET HEAD PLUG
㉒	10.5"	PM-PT1070	1/4" OD TUBING
㉓	1	ASS-214-0106	AIR FILTER
㉔	1	PM-PF1055	90° ELBOW 1/4" TUBE TO 1/4" NPT MALE
㉕	1	PM-PF1185	90° STREET ELBOW, 1/4" NPT
㉖	1	PM-PF1216	ADAPTER, 1/8 NPT MALE/FEMALE

VALVE BANK SPARE PARTS:

SOLENOID: #PM-VA2395M
 AIR ASSIST REGULATOR W/GAUGE: #PM-VA2396M
 BLOW/TAMP/IMPRINTER REGULATORS W/GAUGE: #PM-VA2397M
 AIR ASSIST REGULATOR GAUGE: #PM-VA2382M
 BLOW/TAMP/IMPRINTER REGULATOR GAUGES: #PM-VA2380M

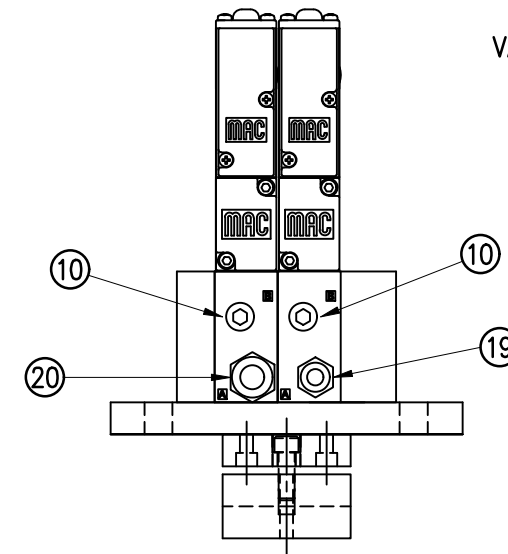
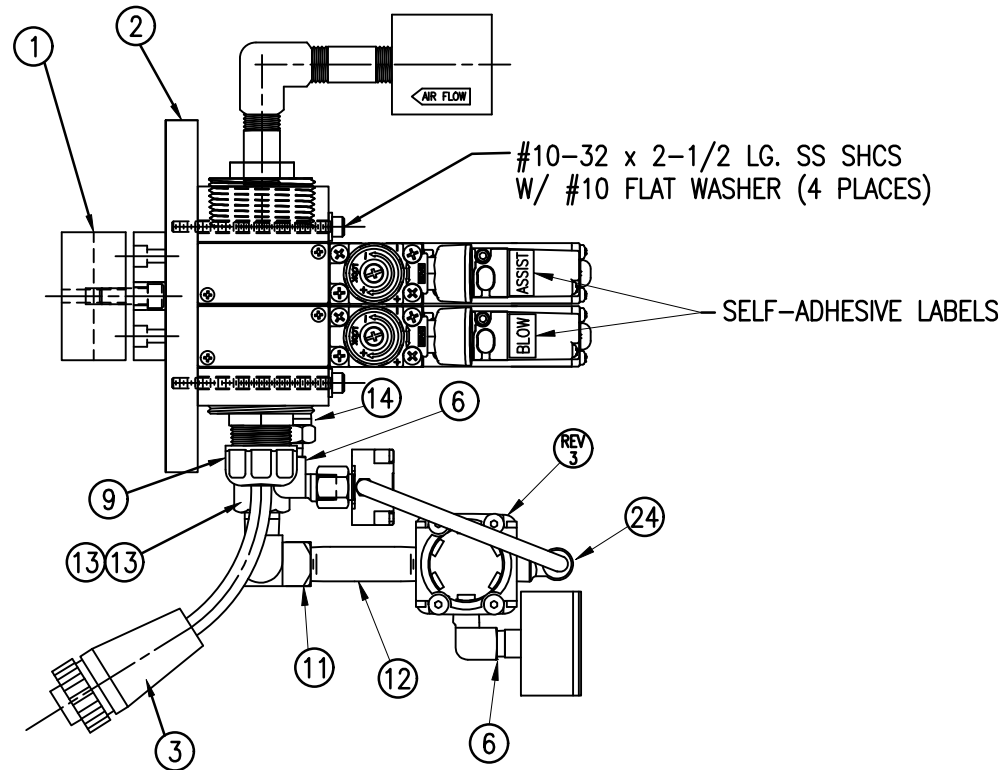


⑳ AIR FILTER

SHIP LOOSE
 -CUSTOMER TO INSTALL -

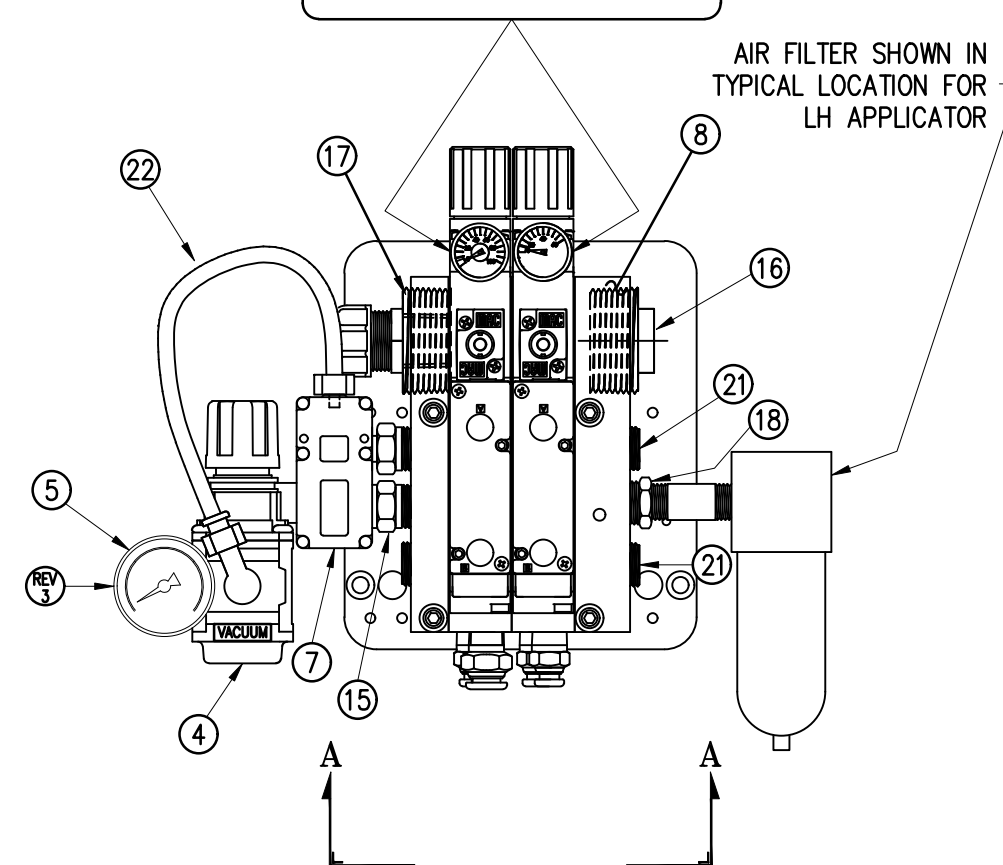
#10-32 x 3/4 LG. SHCS
 (4) PLACES

MOVE PLUG FROM TEE
 ON THIS SIDE TO "IN" PORT
 ON OPPOSITE SIDE & ATTACH
 AIR FILTER ASSEMBLY HERE
 (TO TEE) FOR RH APPLICATORS



VIEW "A"
 (VALVE BANK & MTG. ONLY)

TAMP & BLOW VALVE:
 PRESSURE GAUGE - 0-100 PSI
 AIR ASSIST VALVE:
 PRESSURE GAUGE - 0-60 PSI



ASS-211-0112M-XX

THIS DRAWING AND DESIGN IS THE PROPERTY OF CTM INTEGRATION INC. AND MAY NOT BE REPRODUCED IN WHOLE OR IN PART WITHOUT THE WRITTEN PERMISSION OF CTM INTEGRATION INC.
 APPLICATOR SERIES: 360
 APPLICATOR WIDTH(S): 5"/7.5"/10"
 REV. DESCRIPTION: 4 REVISED FOR NEW U-ARM MOUNTING
 REV. DATE: 03/24/23
 REV. BY: AMS
 SCALE: 1=3
 DATE: 04/03/07
 DRAWN BY: E. SANOR
 TITLE: RVB 2 STATION VALVE BANK ASSEMBLY
 Dept. Code: 70
 F:\Engineering\Standard Parts\Applcator\360 SERIES\360a\ASS-211-0112M

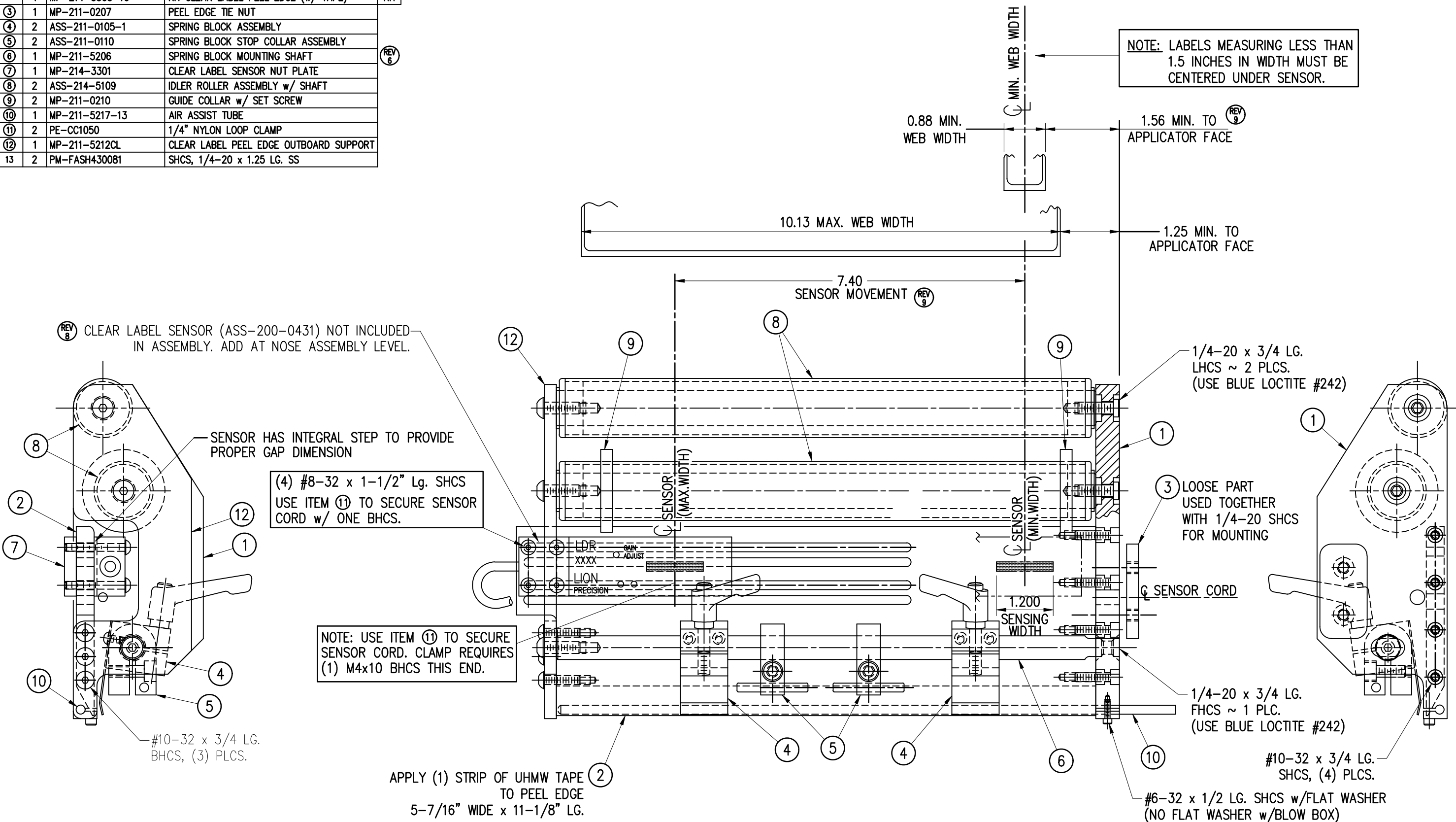
BILL OF MATERIAL

ASS-211-3102R/L-10

ITEM	QTY	CTM PART NUMBER	PART DESCRIPTION
①	1	MP-211-3301	CLEAR LABEL PEEL EDGE MOUNTING PLATE
②	1	MP-214-3302-10	LH CLEAR LABEL PEEL EDGE (w/ TAPE) LH
	1	MP-214-3303-10	RH CLEAR LABEL PEEL EDGE (w/ TAPE) RH
③	1	MP-211-0207	PEEL EDGE TIE NUT
④	2	ASS-211-0105-1	SPRING BLOCK ASSEMBLY
⑤	2	ASS-211-0110	SPRING BLOCK STOP COLLAR ASSEMBLY
⑥	1	MP-211-5206	SPRING BLOCK MOUNTING SHAFT
⑦	1	MP-214-3301	CLEAR LABEL SENSOR NUT PLATE
⑧	2	ASS-214-5109	IDLER ROLLER ASSEMBLY w/ SHAFT
⑨	2	MP-211-0210	GUIDE COLLAR w/ SET SCREW
⑩	1	MP-211-5217-13	AIR ASSIST TUBE
⑪	2	PE-CC1050	1/4" NYLON LOOP CLAMP
⑫	1	MP-211-5212CL	CLEAR LABEL PEEL EDGE OUTBOARD SUPPORT
13	2	PM-FASH430081	SHCS, 1/4-20 x 1.25 LG. SS

RH & LH ASSEMBLIES AVAILABLE ASS-211-3102R/L-10
-RH ASSEMBLY SHOWN-

REFER TO CTM DWG.#
ASS-211-3102R/L-X
FOR 5" & 7.5" WIDTHS



THIS DRAWING AND DESIGN IS THE PROPERTY OF CTM INTEGRATION INC. AND MAY NOT BE REPRODUCED IN WHOLE OR IN PART WITHOUT THE WRITTEN PERMISSION OF CTM INTEGRATION INC.
 APPLICATOR SERIES: 360
 REV. 9 SHOWED THE NEW SLOT MODIFICATIONS & UPDATED DIMENSIONS
 REV. DATE 06/21/18
 REV. BY: TDR
 SCALE: 1=2
 DATE: 03/10/99
 DRAWN BY: BOB S.
 TITLE: CLEAR LABEL PEEL EDGE ASSEMBLY
 Dept. Code 70
 F:\Engineering\Standard Parts\Applcator\360 SERIES\360a\ASS-211-3102RL-10

BILL OF MATERIAL

ASS-211-3102R/L-X

ITEM	QTY	CTM PART NUMBER	PART DESCRIPTION	
①	1	MP-211-3301	CLEAR LABEL PEEL EDGE MOUNTING PLATE	
②	1	MP-214-3302-X	LH CLEAR LABEL PEEL EDGE (w/ TAPE)	LH
	1	MP-214-3303-X	RH CLEAR LABEL PEEL EDGE (w/ TAPE)	RH
③	1	MP-211-0207	PEEL EDGE TIE NUT	
④	1	ASS-211-0105-1	SPRING BLOCK ASSEMBLY	5 WIDE
	2	ASS-211-0105-1	SPRING BLOCK ASSEMBLY	7.5 WIDE
⑤	1	ASS-211-0110	SPRING BLOCK STOP COLLAR ASSEMBLY	5 WIDE
	2	ASS-211-0110	SPRING BLOCK STOP COLLAR ASSEMBLY	7.5 WIDE
⑥	1	PM-211-X206	SPRING BLOCK MOUNTING SHAFT	
⑦	1	MP-214-3301	CLEAR LABEL SENSOR NUT PLATE	
⑧	2	ASS-211-X120	IDLER ROLLER ASSEMBLY w/ SHAFT	
⑨	2	MP-211-0210	GUIDE COLLAR w/ SET SCREW	
⑩	1	MP-211-X217-X	AIR ASSIST TUBE	
⑪	2	PE-CC1050	1/4" NYLON LOOP CLAMP	
12	2	PM-FASH430081	SHCS, 1/4-20 x 1.25 LG. SS	

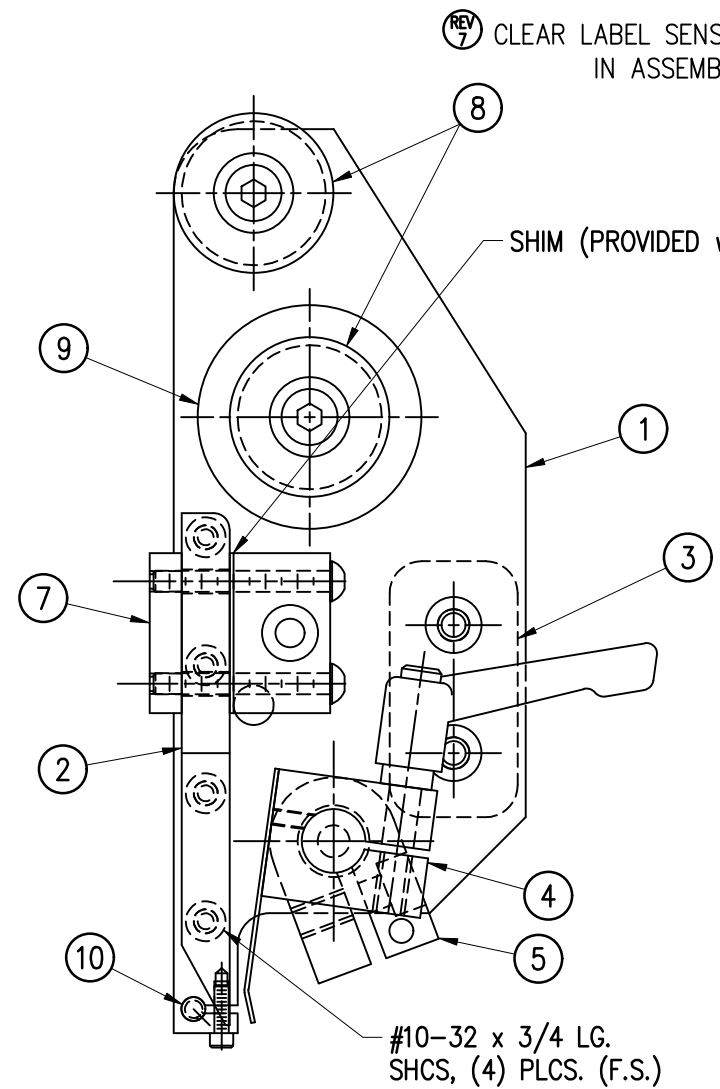
RH & LH ASSEMBLIES AVAILABLE
 -RH ASSEMBLY SHOWN-
 -5" WIDE SHOWN-

ASS-211-3102R/L-X

5" WIDE -3102R/L-5
 7.5" WIDE -3102R/L-7

REFER TO CTM DWG.#
 ASS-211-3102R/L-10
 FOR 10" WIDTH

THIS DRAWING AND DESIGN IS THE PROPERTY OF CTM INTEGRATION INC. AND MAY NOT BE REPRODUCED IN WHOLE OR IN PART WITHOUT THE WRITTEN PERMISSION OF CTM INTEGRATION INC.
 APPLICATOR SERIES: 360
 REV. DATE: 01/09/19
 REV. BY: TDR
 SCALE: 1=1.5
 DATE: 09/15/98
 DRAWN BY: BOB S.
 TITLE: CLEAR LABEL PEEL EDGE ASSEMBLY
 F:\Engineering\Standard Parts\Applcator\360 SERIES\360a\ASS-211-3102RL-X
 Dept. Code 70



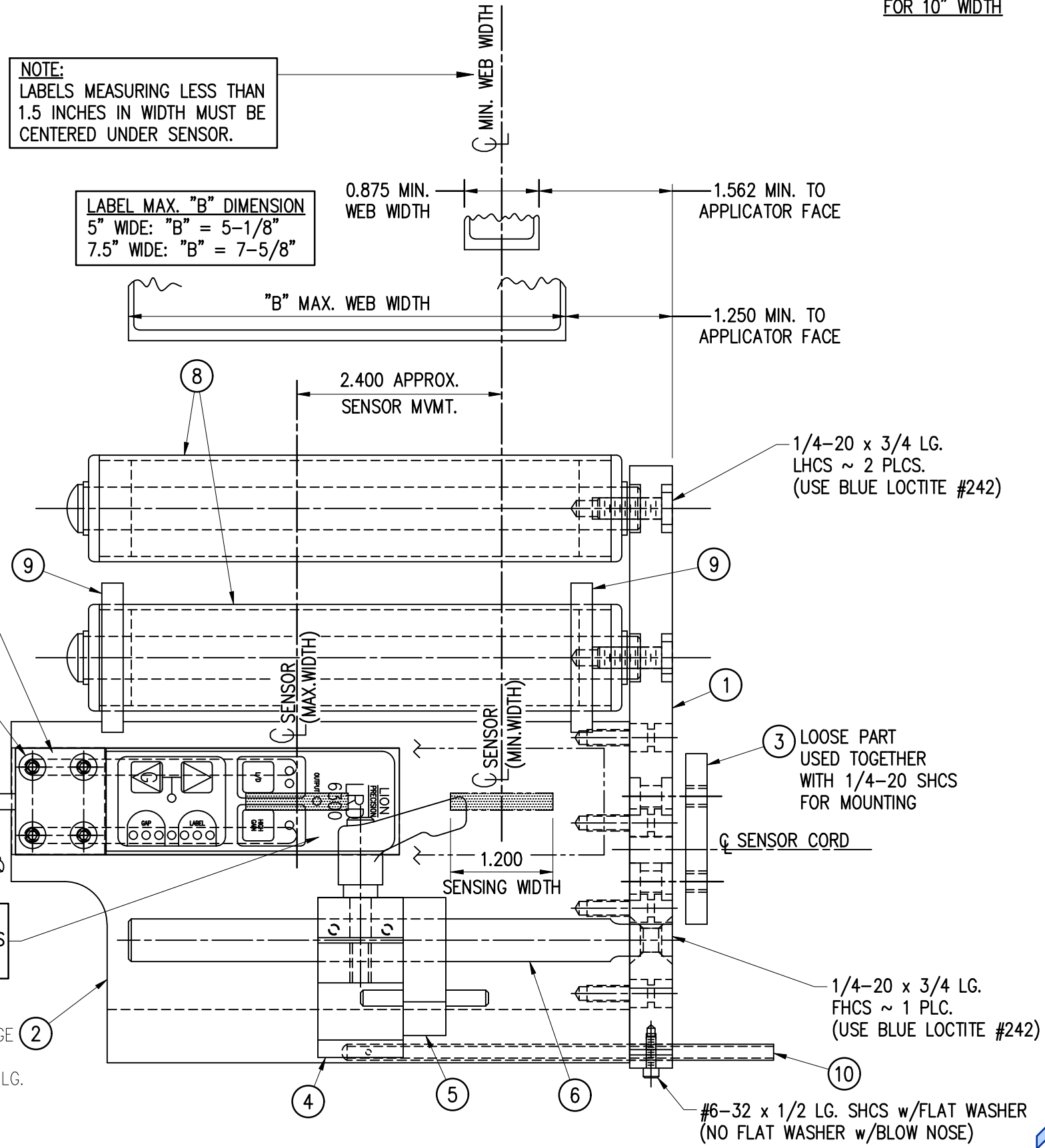
⑦ CLEAR LABEL SENSOR (ASS-200-0431) NOT INCLUDED IN ASSEMBLY. ADD AT NOSE ASSEMBLY LEVEL.

SHIM (PROVIDED w/ SENSOR)

④ #8-32 x 1-1/2" Lg. SHCS
 USE ITEM ⑪ TO SECURE SENSOR CORD w/ ONE BHCS.

NOTE: USE ITEM ⑪ TO SECURE SENSOR CORD. CLAMP REQUIRES ① M4x10 BHCS THIS END.

APPLY ① STRIP OF UHMW TAPE TO PEEL EDGE
 5" APPLICATOR ~ 6" WIDE x 4-1/8" LG.
 7.5" APPLICATOR ~ 5-7/16" WIDE x 8-5/8" LG.



NOTE:
 LABELS MEASURING LESS THAN 1.5 INCHES IN WIDTH MUST BE CENTERED UNDER SENSOR.

LABEL MAX. "B" DIMENSION
 5" WIDE: "B" = 5-1/8"
 7.5" WIDE: "B" = 7-5/8"

1/4-20 x 3/4 LG. FHCS ~ 1 PLC. (USE BLUE LOCTITE #242)

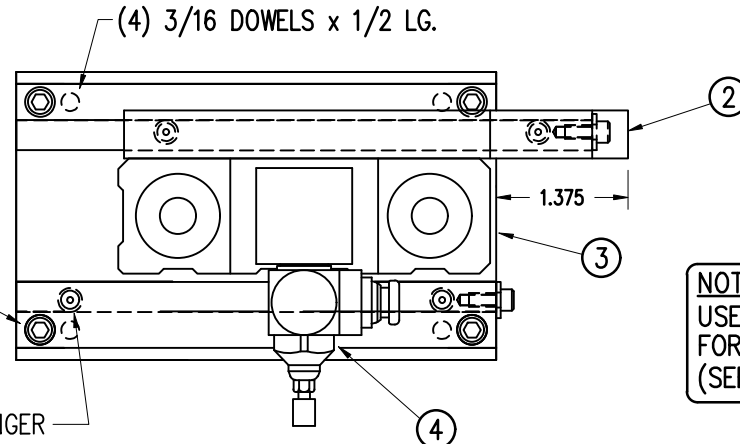
#6-32 x 1/2 LG. SHCS w/FLAT WASHER (NO FLAT WASHER w/BLOW NOSE)

360 BILL OF MATERIAL				SOLD
ASSEMBLY	ASS-214-0103R/L-XQ			S
ITEM	QTY	ITEM DESCRIPTION	CTM PART NUMBER	
①	1	TAMP SLIDE ("X" STROKE LENGTH)	ASS-214-0108-X	S
②	1	SLIDE MOUNT PLATE	MP-214-0204	.
③	1	QUICK CHANGE MANIFOLD TRANS. PLATE	MP-214-0227	.
④	2	FLOW CONTROL	PM-PF2060	S
⑤	3	SHCS, #10-32 x 3/4" LG.	NONE	.

RH & LH MOUNTING AVAILABLE
-RH MOUNTING SHOWN-

ASS-214-0103R/L-XQ

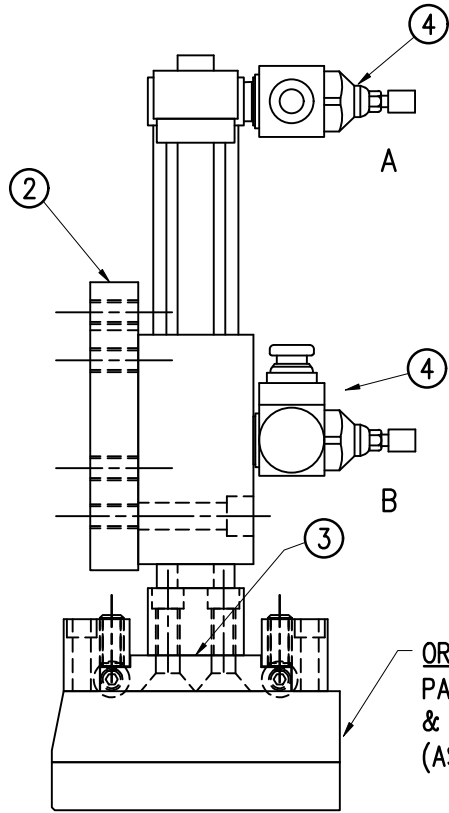
1" STROKE	-0103R/L-1Q
2" STROKE	-0103R/L-2Q
3" STROKE	-0103R/L-3Q
4" STROKE	-0103R/L-4Q
6" STROKE	-0103R/L-6Q



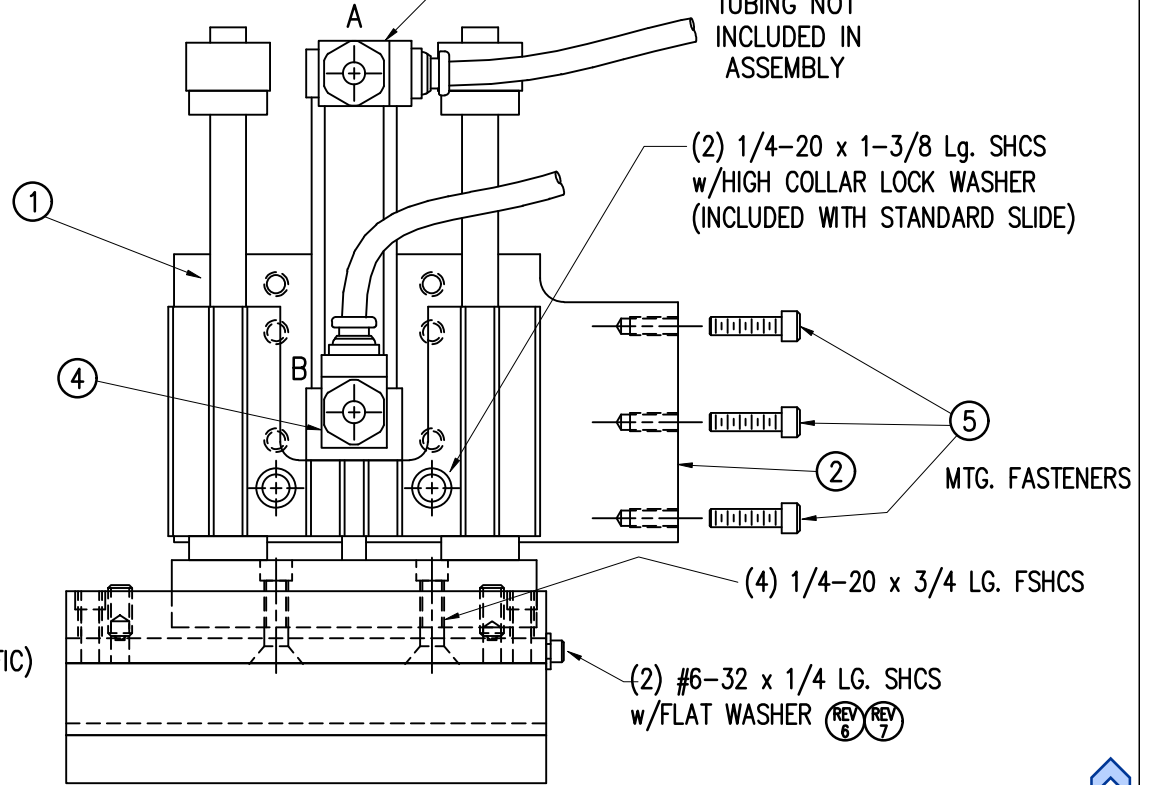
MANIFOLD MOUNTING FASTENERS
(4) #10-32 x 3/4 LG. SHCS
(NOT INCLUDED IN ASS'Y)

(4) 1/4-20 BALL PLUNGER

NOTE:
USE HEAVY DUTY SLIDE
FOR 8", 10" & 12" STROKES
(SEE SHEET 2)



ORDER SEPARATELY
PAD & MANIFOLD (JOB SPECIFIC)
& CLAMPS & BALL PLUNGER
(ASS-214-0119)



THIS DRAWING AND DESIGN IS THE PROPERTY OF CTM INTEGRATION INC. AND MAY NOT BE REPRODUCED IN WHOLE OR IN PART WITHOUT THE WRITTEN PERMISSION OF CTM INTEGRATION INC.

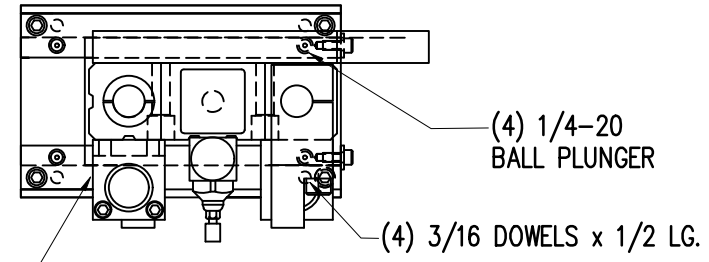
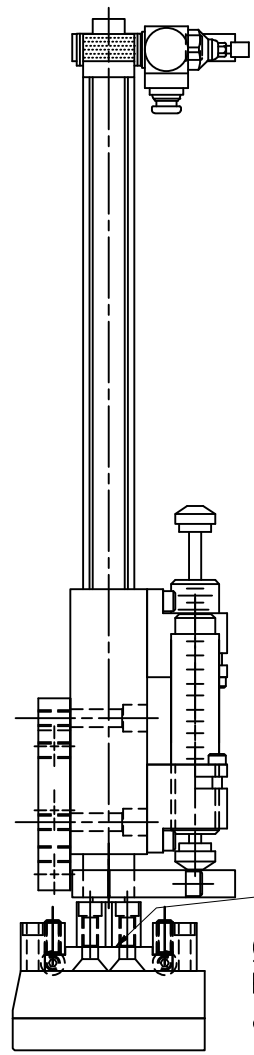
APPLICATOR SERIES: 360	APPLICATOR WIDTH(S): 5"	GROUP: TAMP ASSEMBLY	TITLE: STANDARD SLIDE ASS'Y for 360a APPLICATOR w/ QUICK CHANGE PAD	Dept. Code 70
REV. 7	REV. DESCRIPTION SHOWED #6-32 (QC STOPS) IN CORRECT LOCATION	REV. DATE 03/23/10	REV. BY: TDR	Scale: 1=2
			Date: 02/21/98	DRAWN BY: BOB S.
				F:\Engineering\Standard Parts\Applicator\360 SERIES\ 360a\ASS\ASS-214-0103RL-XQs1

BILL OF MATERIAL

ASS-214-0103R/L-XQ

ITEM	QTY	CTM PART NUMBER	PART DESCRIPTION
①	1	ASS-214-0108-X	TAMP SLIDE ("X" STROKE LENGTH)
②	1	MP-214-0204	SLIDE MOUNT PLATE
③	1	MP-214-0227	QUICK CHANGE MANIFOLD TRANSITION PLATE
④	2	FLOW CONTROL	PM-PF2060
⑤	3	PM-FASH429080	SHCS, #10-32 x 3/4" Lg.

ASS-214-0103R/L-XQ	
8" STROKE	-0103R/L-8Q
10" STROKE	-0103R/L-10Q
12" STROKE	-0103R/L-12Q



MANIFOLD MOUNTING FASTENERS
 (4) #10-32 x 3/4 LG. SHCS
 (NOT INCLUDED IN ASSEMBLY)

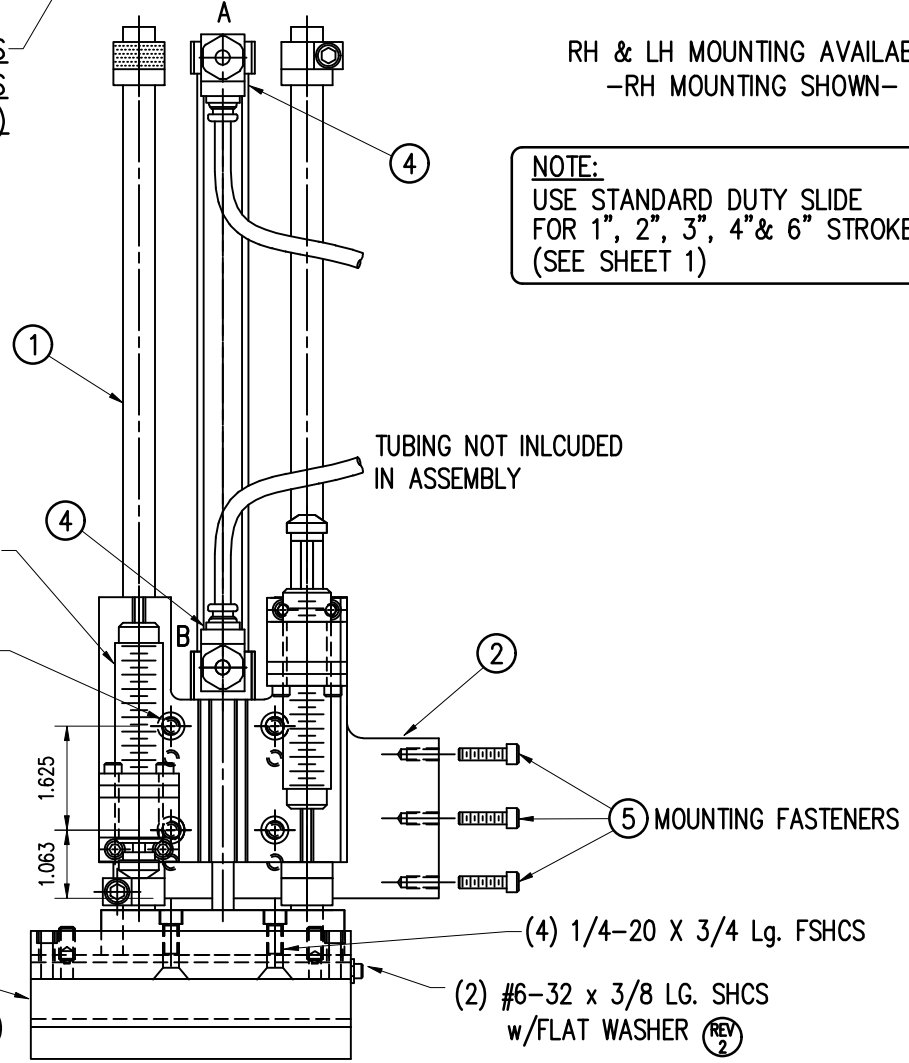
RH & LH MOUNTING AVAILABLE
 -RH MOUNTING SHOWN-

NOTE:
 USE STANDARD DUTY SLIDE
 FOR 1", 2", 3", 4" & 6" STROKES
 (SEE SHEET 1)

(2) SHOCK ABSORBERS (PM-SA0950)
 (INCLUDED w/ ASS-214-0108-X)

(4) 1/4-20 x 1-3/8 Lg. SHCS
 w/ HIGH COLLAR LOCK WASHER
 (INCLUDED WITH HEAVY DUTY SLIDE)

ORDER SEPARATELY
 PAD & MANIFOLD (JOB SPECIFIC)
 & CLAMPS & BALL PLUNGER (ASS-214-0119)



TUBING NOT INLCUED
 IN ASSEMBLY

(5) MOUNTING FASTENERS

(4) 1/4-20 X 3/4 Lg. FSHCS

(2) #6-32 x 3/8 LG. SHCS
 w/FLAT WASHER (REV 2)

THIS DRAWING AND DESIGN IS THE PROPERTY OF CTM INTEGRATION INC. AND MAY NOT BE REPRODUCED IN WHOLE OR IN PART WITHOUT THE WRITTEN PERMISSION OF CTM INTEGRATION INC.

APPLICATOR SERIES: 360	APPLICATOR WIDTH(S): 5"	GROUP: TAMP ASSEMBLY	TITLE: HEAVY DUTY SLIDE ASS'Y for 360a APPLICATOR w/QUICK CHANGE PAD	Dept. Code 70
REV. 4	REV. DESCRIPTION UPDATED SHOCK MOUNTING BRACKETS	REV. DATE 09/09/19	REV. BY: TDR	Scale: 1=3
			Date: 02/21/98	DRAWN BY: BOB S.
				F:\Engineering\Standard Parts\Appliator\360 SERIES\ 360a\ASS\ASS-214-0103RL-XQs2

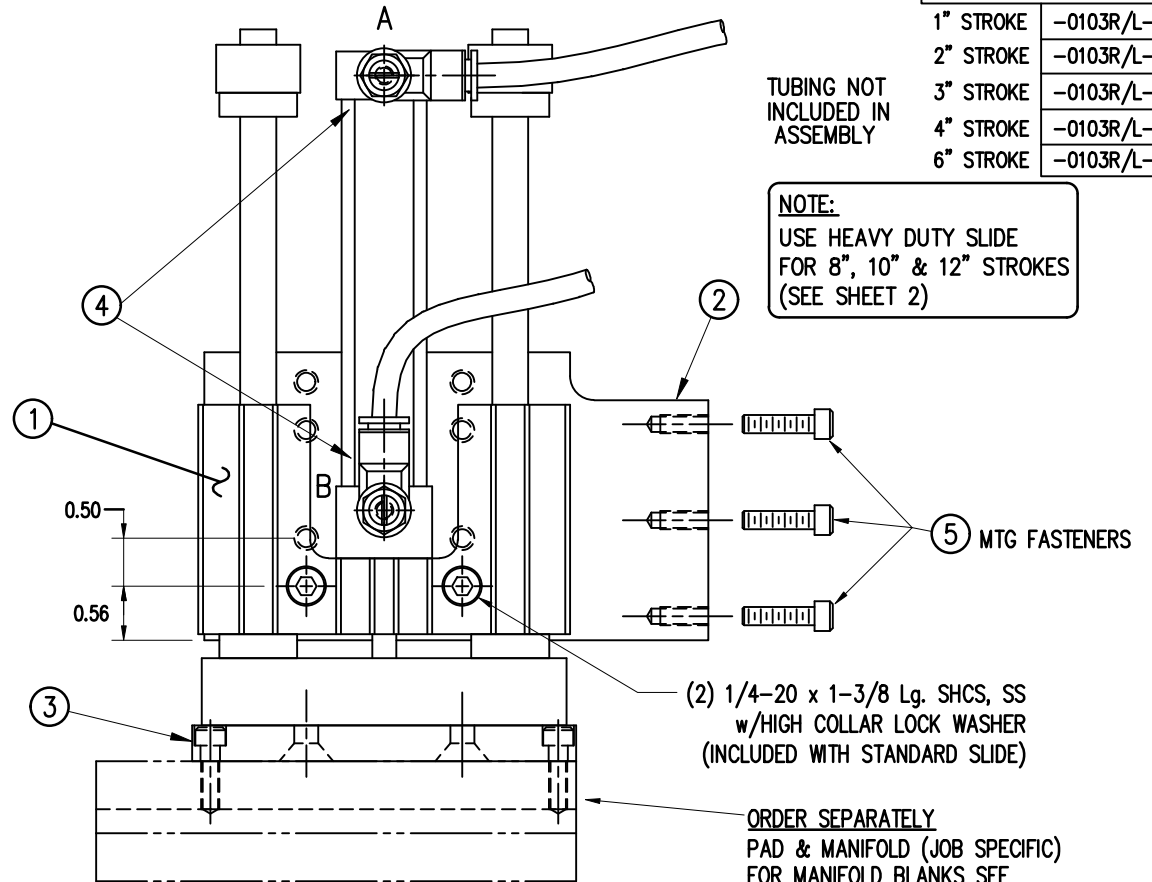
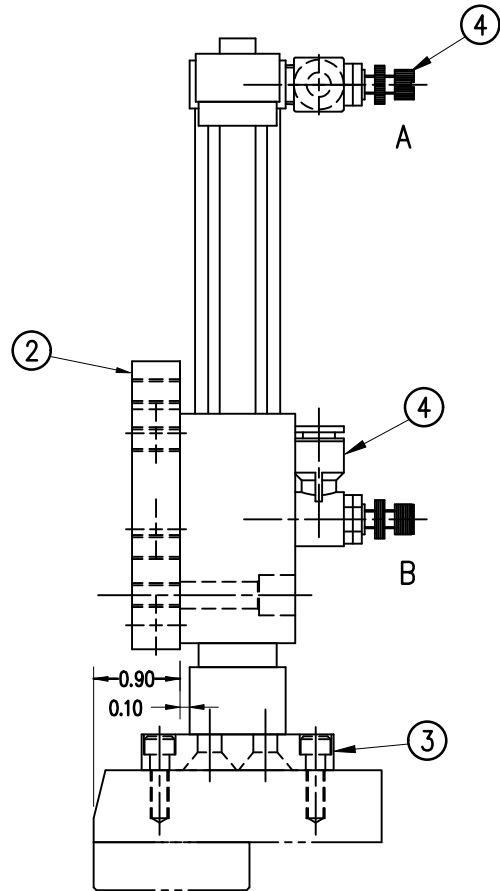
RH & LH MOUNTING AVAILABLE
-RH MOUNTING SHOWN-

ASS-214-0103R/L-X

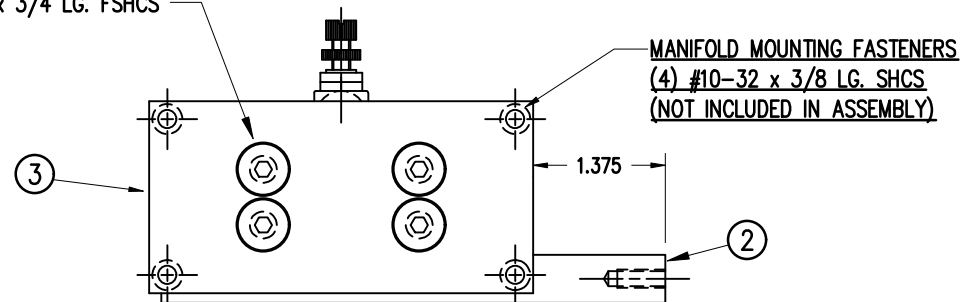
1" STROKE	-0103R/L-1
2" STROKE	-0103R/L-2
3" STROKE	-0103R/L-3
4" STROKE	-0103R/L-4
6" STROKE	-0103R/L-6

TUBING NOT INCLUDED IN ASSEMBLY

NOTE:
USE HEAVY DUTY SLIDE FOR 8", 10" & 12" STROKES (SEE SHEET 2)



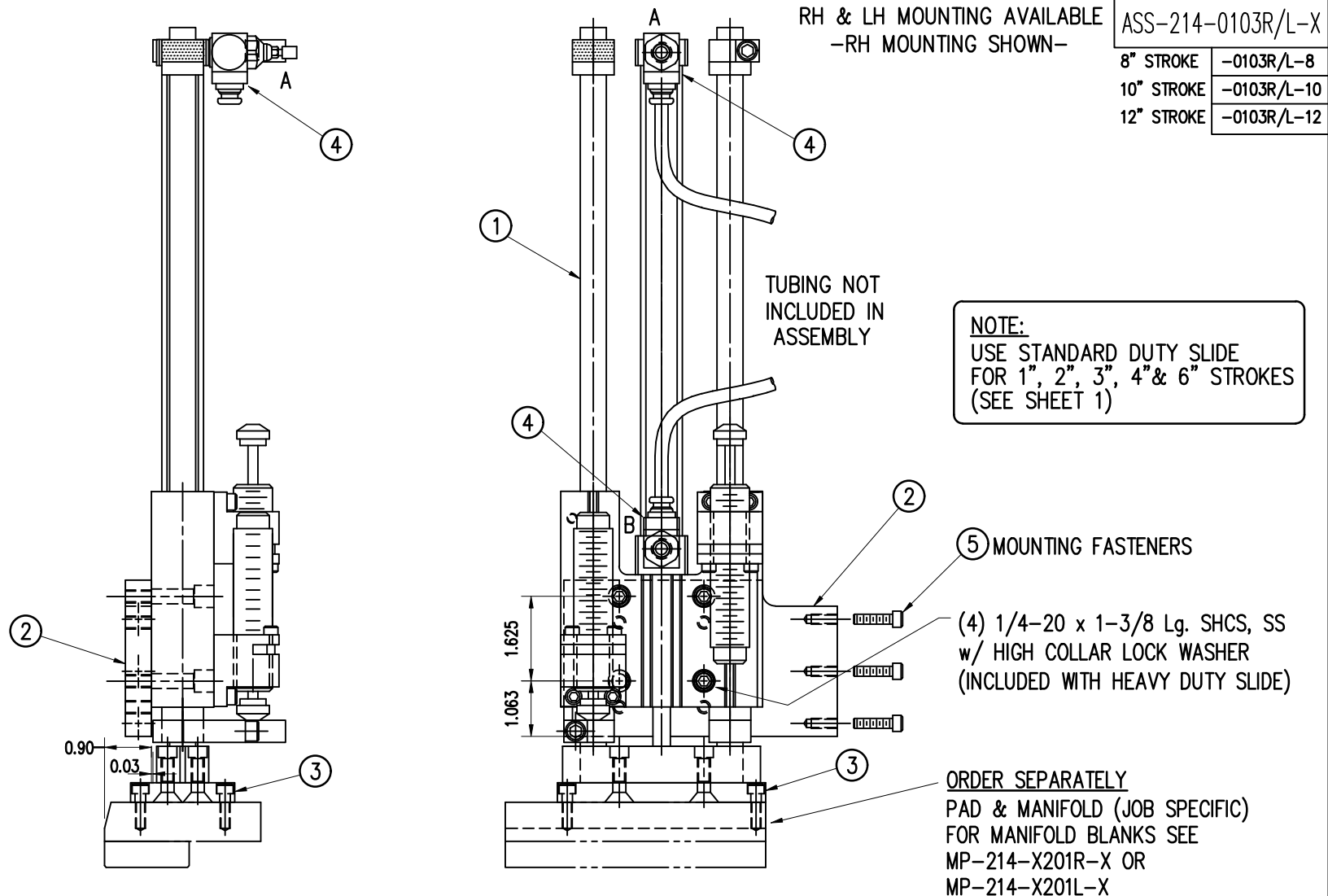
(4) 1/4-20 x 3/4 LG. FSHCS



360 BILL OF MATERIAL				SOLD
ASS-214-0103R/L-X				S
ITEM	QTY	ITEM DESCRIPTION	CTM PART NUMBER	
①	1	TAMP SLIDE ("X" STROKE LENGTH)	ASS-214-0108-X	S
②	1	SLIDE MOUNT PLATE	MP-214-0204	.
③	1	TAMP MANIFOLD TRANSITION PLATE	MP-214-0203	.
④	2	FLOW CONTROL	PM-PF2060	S
⑤	3	SHCS, #10-32 x 3/4" LG.	PM-FASH430078	.

THIS DRAWING AND DESIGN IS THE PROPERTY OF CTM INTEGRATION INC. AND MAY NOT BE REPRODUCED IN WHOLE OR IN PART WITHOUT THE WRITTEN PERMISSION OF CTM INTEGRATION INC.

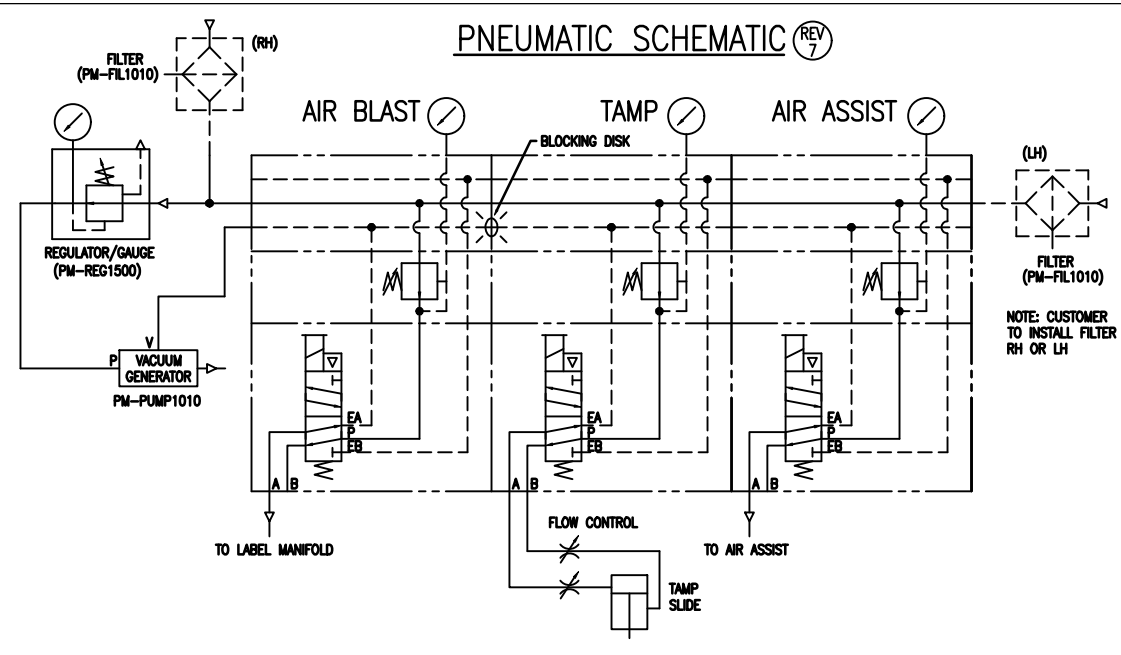
APPLICATOR SERIES: 360	APPLICATOR WIDTH(S): 5"	GROUP: TAMP ASSEMBLY	TITLE: STANDARD SLIDE ASSEMBLY for 360a APPLICATOR	Dept. Code 70
REV. 6	REV. DESCRIPTION UPDATED FLOW CONTROLS	REV. DATE 11/02/11	REV. BY: JLM	Scale: 1=2
		Date: 02/21/98	DRAWN BY: BOB S.	F:\Engineering\Standard Parts\Appliator\360 SERIES\ 360a\ASS\ASS-214-0103RL-Xs1



BILL OF MATERIAL			
ASS-214-0103R/L-X			
ITEM	QTY	CTM PART NUMBER	PART DESCRIPTION
①	1	ASS-214-0108-X	TAMP SLIDE ("X" STROKE LENGTH)
②	1	MP-214-0204	SLIDE MOUNT PLATE
③	1	MP-214-0203	TAMP MANIFOLD TRANSITION PLATE
④	2	PM-PF2060	FLOW CONTROL
⑤	3	PM-FASH430078	SHCS, #10-32 x 3/4" Lg.

THIS DRAWING AND DESIGN IS THE PROPERTY OF CTM INTEGRATION INC. AND MAY NOT BE REPRODUCED IN WHOLE OR IN PART WITHOUT THE WRITTEN PERMISSION OF CTM INTEGRATION INC.			
APPLICATOR SERIES: 360	APPLICATOR WIDTH(S): 5"	GROUP: TAMP ASSEMBLY	TITLE: HEAVY DUTY SLIDE ASSEMBLY for 360a APPLICATOR
REV. 2	REV. DESCRIPTION UPDATED SHOCK MOUNTING BRACKETS	REV. DATE 09/09/19	REV. BY: TDR
		Scale: 1=3	Date: 02/21/98
		DRAWN BY: BOB S.	F:\Engineering\Standard Parts\Appliator\360 SERIES\ 360a\ASS\ASS-214-0103RL-Xs2





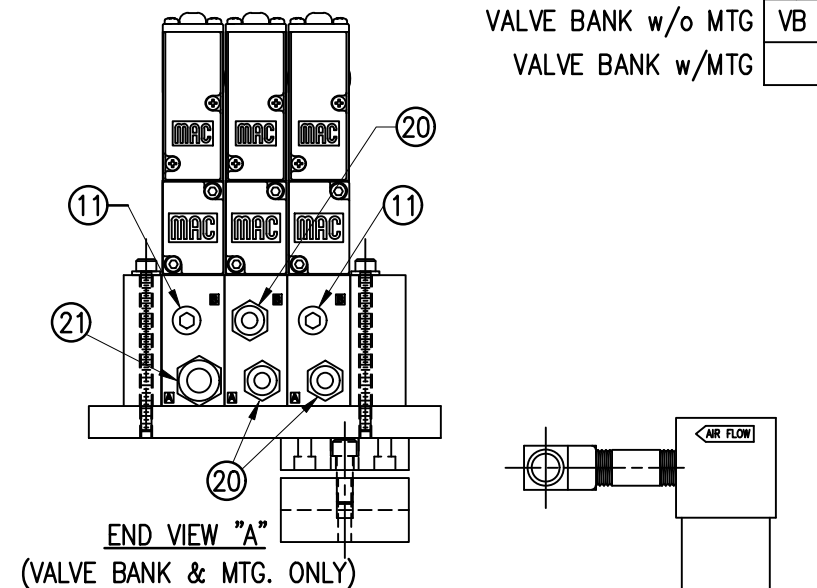
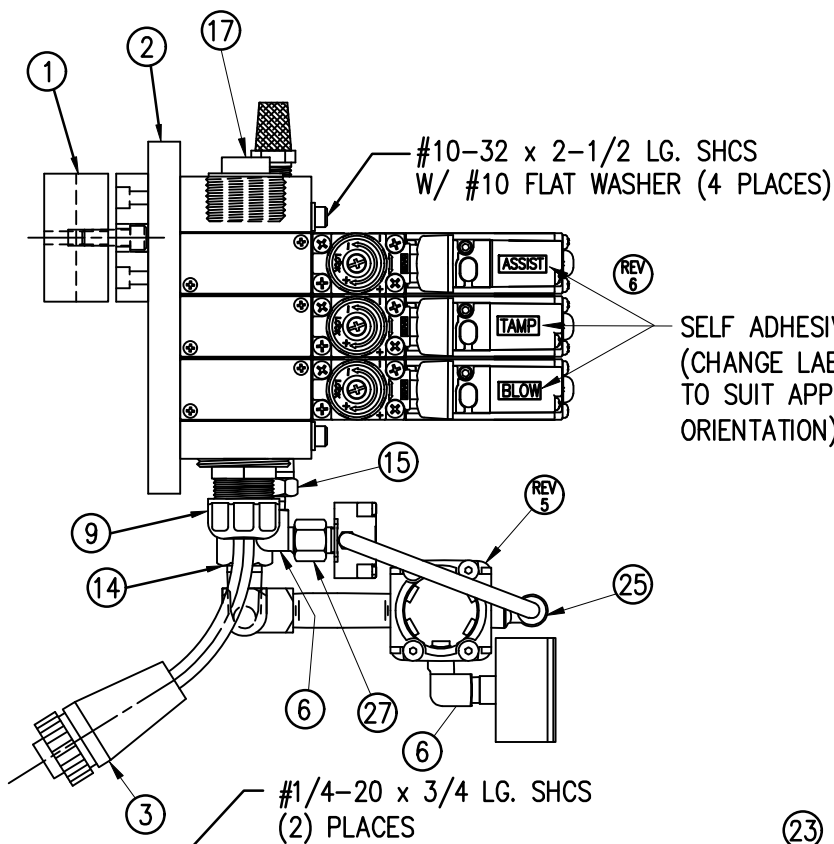
NOTE: AIR SUPPLY ALWAYS ENTERS FROM BACK OF APPLICATOR - CHANGE PIPING TO SUIT

ASS-214-0105M-XX

VALVE BANK SPARE PARTS:

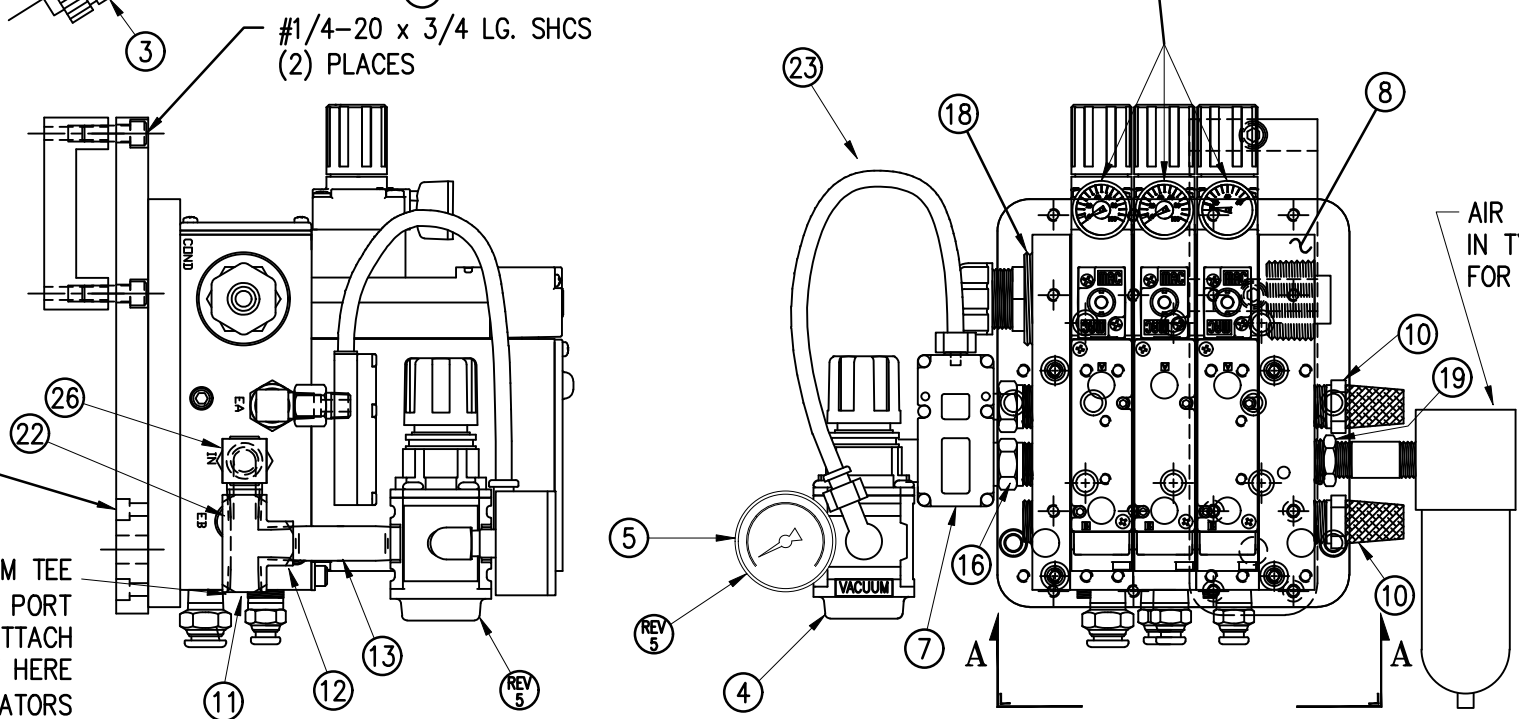
- SOLENOID: #PM-VA2395M
- AIR ASSIST REGULATOR W/GAUGE: #PM-VA2396M
- BLOW/TAMP/IMPRINTER REGULATORS W/GAUGE: #PM-VA2397M
- AIR ASSIST REGULATOR GAUGE: #PM-VA2382M
- BLOW/TAMP/IMPRINTER REGULATOR GAUGES: #PM-VA2380M

NOTE: CUSTOMER TO INSTALL FILTER RH OR LH



(24) AIR FILTER
SHIP LOOSE
-CUSTOMER TO INSTALL -

TAMP & BLOW VALVE:
PRESSURE GAUGE - 0-100 PSI
AIR ASSIST VALVE:
PRESSURE GAUGE - 0-60 PSI



BILL OF MATERIAL

ASS-214-0105M

ITEM	QTY	CTM PART NUMBER	PART DESCRIPTION
	1	ASS-214-0105VB	3-STATION MAC VALVE w/ FITTINGS
①	1	ASS-200-0146	U-ARM MOUNTING ASSEMBLY
②	1	MP-214-0206	VALVE MOUNTING PLATE
○	4	PM-FASH429088	10-32 X 2 1/2" LG. SS SHCS
○	4	PM-FAW30265	#10 SS FLAT WASHER
○	4	PM-FASH429080	10-32 X 3/4" LG. SS SHCS
○	2	PM-FASH430078	1/4"-20 UNC x 3/4" LG. SS SHCS

BILL OF MATERIAL

ASS-214-0105M-VB

ITEM	QTY	CTM PART NUMBER	PART DESCRIPTION
③	1	ASS-200-0452M	VALVE CABLE
④	1	PM-REG1500	REGULATOR (INCLUDES PM-VA2381)
⑤	-	PM-VA2381	0-60 PSI GAUGE (INCLUDED w/ PM-REG1500)
⑥	2	PM-PF1180	NPT 90° STREET ELBOW 1/8" FEMALE TO 1/8" MALE
⑦	1	PM-PUMP1010	VACUUM PUMP, 55 PSI FEED PRESSURE, MUFFLED EXHAUST
⑧	1	PM-VA2355M	3 STATION MAC VALVE BANK
⑨	1	PE-CO2000	CORD GRIP
⑩	2	PM-MU1027	3/8" NPT MALE BRONZE EXHAUST MUFFLER
⑪	3	PM-FI1200	1/4" NPT SOCKET HEAD PLUG
⑫	1	PM-PF1200	TEE 1/4" NPT FEMALE 3 ENDS
⑬	1	PM-PF1145	NIPPLE, 1/4" NPT X 2" LG.
⑭	1	PM-PF1220	ADAPTOR, 3/8" NPT FEMALE TO 1/4" NPT MALE
⑮	1	PM-PF1157	REDUCER, 3/8" NPT TO 1/8" NPT
⑯	1	PM-PF1159	FITTING, 3/8" NPT MALE BOTH ENDS
⑰	1	PE-EN9125	1 1/4" BLACK PLASTIC THREADED PLUG
⑱	1	PE-COND1084	STEEL REDUCER
⑲	1	PM-PF1110	BUSHING, 1/4" NPT FEMALE TO 3/8" NPT MALE
⑳	3	PM-PF1010	FITTING, 1/4" TUBE w/ 1/4" NPT STRT
㉑	1	PM-PF1020	FITTING, 3/8" TUBE w/ 1/4" NPT STRT
㉒	1	PM-PF1167	3/8" NPT SOCKET HEAD PLUG
㉓	10.5'	PM-PT1070	1/4" OD TUBING
㉔	1	ASS-214-0106	AIR FILTER
㉕	1	PM-PF1055	90° ELBOW 1/4" TUBE TO 1/4" NPT MALE
㉖	1	PM-PF1185	90° STREET ELBOW, 1/4 NPT MALE/FEMALE
㉗	1	PM-PF1216	ADAPTER, 1/8 NPT MALE/FEMALE

THIS DRAWING AND DESIGN IS THE PROPERTY OF CTM INTEGRATION INC. AND MAY NOT BE REPRODUCED IN WHOLE OR IN PART WITHOUT THE WRITTEN PERMISSION OF CTM INTEGRATION INC.
 APPLICATOR SERIES: 360
 APPLICATOR WIDTH(S): 5"/7.5"/10"
 REV. DATE: 03/21/23
 REV. BY: AMS
 SCALE: 1=3
 DATE: 03/28/07
 DRAWN BY: E. SANOR
 TITLE: 3 STATION VALVE BANK ASSEMBLY (TAMP)
 Dept. Code: 70
 F:\Engineering\Standard Parts\Applcator\360 SERIES\360a\ASS-214-0105X



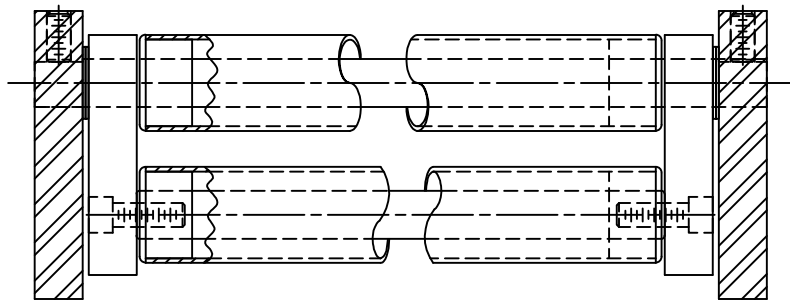
BILL OF MATERIAL

ASS-215-X106R/L

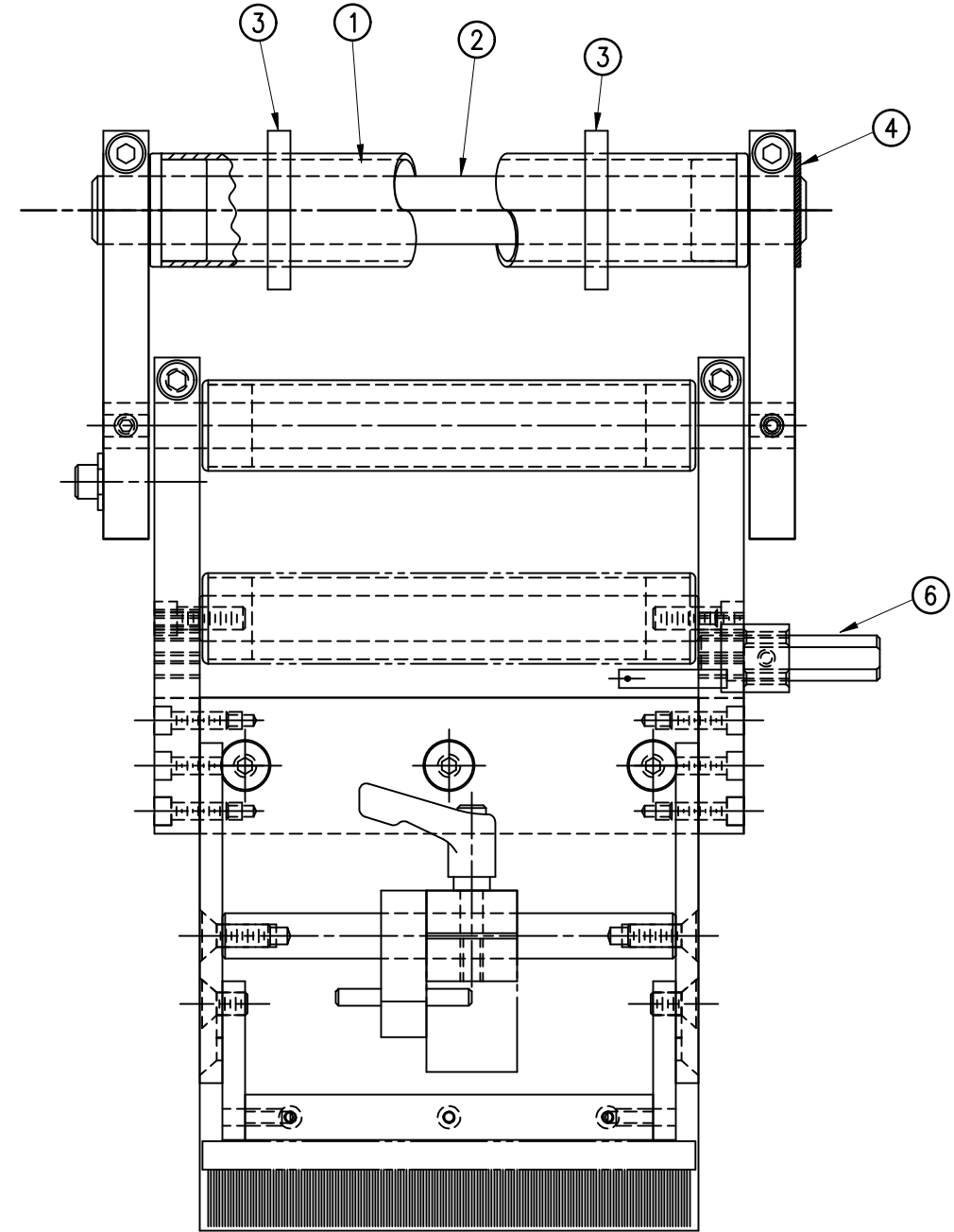
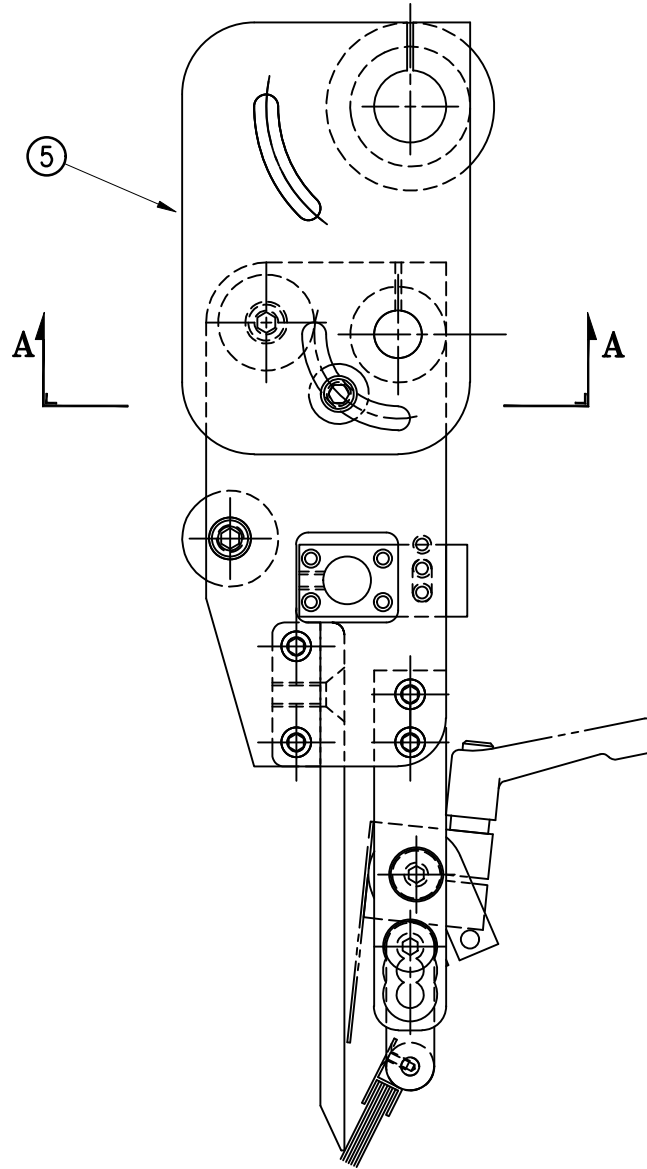
ITEM	QTY	CTM PART NUMBER	PART DESCRIPTION
①	1	ASS-215-X115	MERGE PRIMARY ROLLER ASSEMBLY
②	1	MP-215-X209	5/7.5/10 PRIMARY ROLLER SHAFT
③	2	MP-211-0210	GUIDE COLLAR
④	1	PM-BEBT1028	BRONZE WASHER
⑤	1	SAS-215-X105AR/L	MERGE NOSE ASSEMBLY
⑥	1	ASS-211-0108-2	FIBER OPTIC LABEL SENSOR ASSEMBLY with 2" MOUNTING ROD
○	1	PM-BEBT1000	BRONZE WASHER

RH & LH ASSEMBLIES AVAILABLE
-RH ASSEMBLY SHOWN-

ASS-215-X106R/L
5" WIDE -0106R/L
7.5" WIDE -2106R/L
10" WIDE -5106R/L



SECTION "A" - ROTATED 90° CCW
(SHOWING SECONDARY MERGE ROLLERS)



THIS DRAWING AND DESIGN IS THE PROPERTY OF CTM INTEGRATION INC. AND MAY NOT BE REPRODUCED IN WHOLE OR IN PART WITHOUT THE WRITTEN PERMISSION OF CTM INTEGRATION INC.

TITLE: 5/7.5/10 NOSE ASSEMBLY

APPLICATOR SERIES: 360
APPLICATOR WIDTH(S): 5"/7.5"/10"

REV. DESCRIPTION: 2 DOUBLE FEED ROLLER NOW STANDARD - REMOVED NOTE

REV. DATE: 01/10/11

REV. BY: TDR

Scale: 1=2

Date: 02/11/00

DRAWN BY: BOB S.

F:\Engineering\Standard Parts\Applcator\360 SERIES\360a\ASS-215-X106R/L

Dept. Code: 70



BILL OF MATERIAL

ASS-215-X107F-X

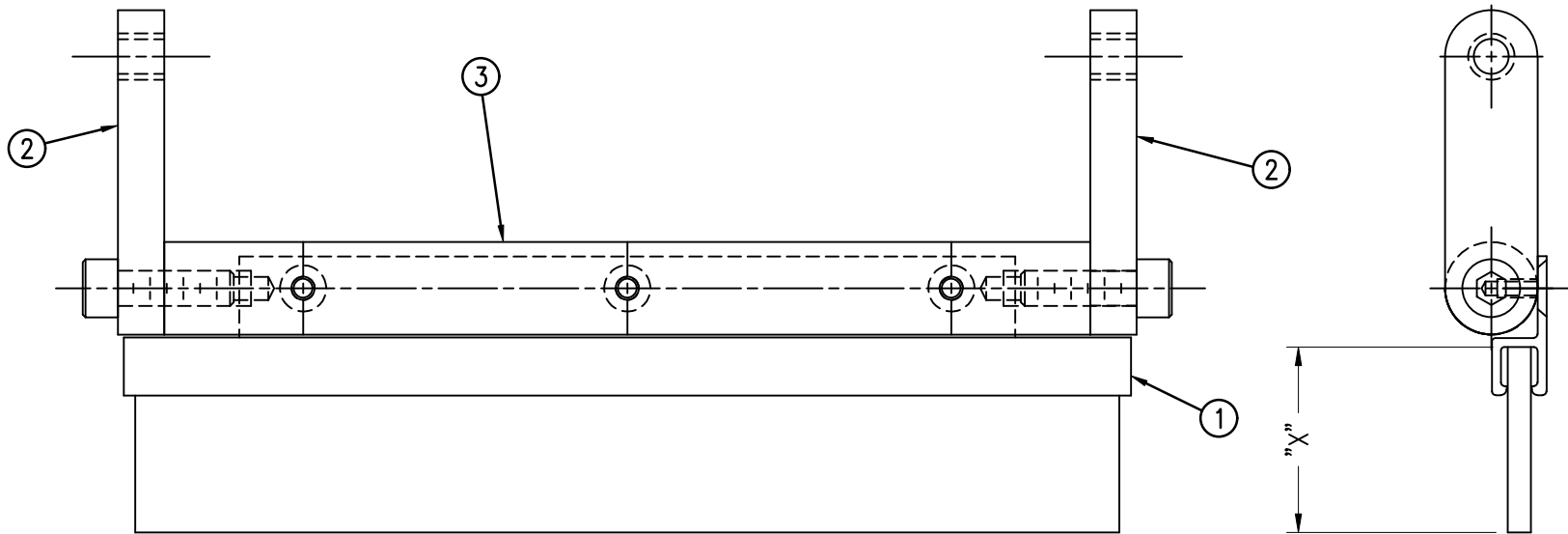
ITEM	QTY	CTM PART NUMBER	PART DESCRIPTION
①	1	ASS-215-X110F-X	5/7.5/10 FELT WIPER ASS'Y x "X" Lg.
②	2	MP-215-0218	WIPER SUPPORT ARM
③	1	MP-215-X223	5/7.5/10 WIPER HOLDER

ASS-215-X107F-X

5" WIDE	-0107F	-X
7.5" WIDE	-2107F	-X
10" WIDE	-5107F	-X

FELT LENGTH

1"	2"	3"
----	----	----



THIS DRAWING AND DESIGN IS THE PROPERTY OF CTM INTEGRATION INC. AND MAY NOT BE REPRODUCED IN WHOLE OR IN PART WITHOUT THE WRITTEN PERMISSION OF CTM INTEGRATION INC.

APPLICATOR SERIES: 360	APPLICATOR WIDTH(S): 5"/7.5"/10"	GROUP: MERGE	TITLE: FELT WIPER ASSEMBLY for MERGE NOSE	Dept. Code 70
REV. 0	REV. DESCRIPTION -	REV. DATE -	REV. BY: XXX	Scale: 1=1
			Date: 04/27/09	DRAWN BY: Tracy Rhodes
				F:\Engineering\Standard Parts\Applicator\360 SERIES\ 360a\ASS\ASS-215-X107F-X

BILL OF MATERIAL

ASS-215-X107S-X

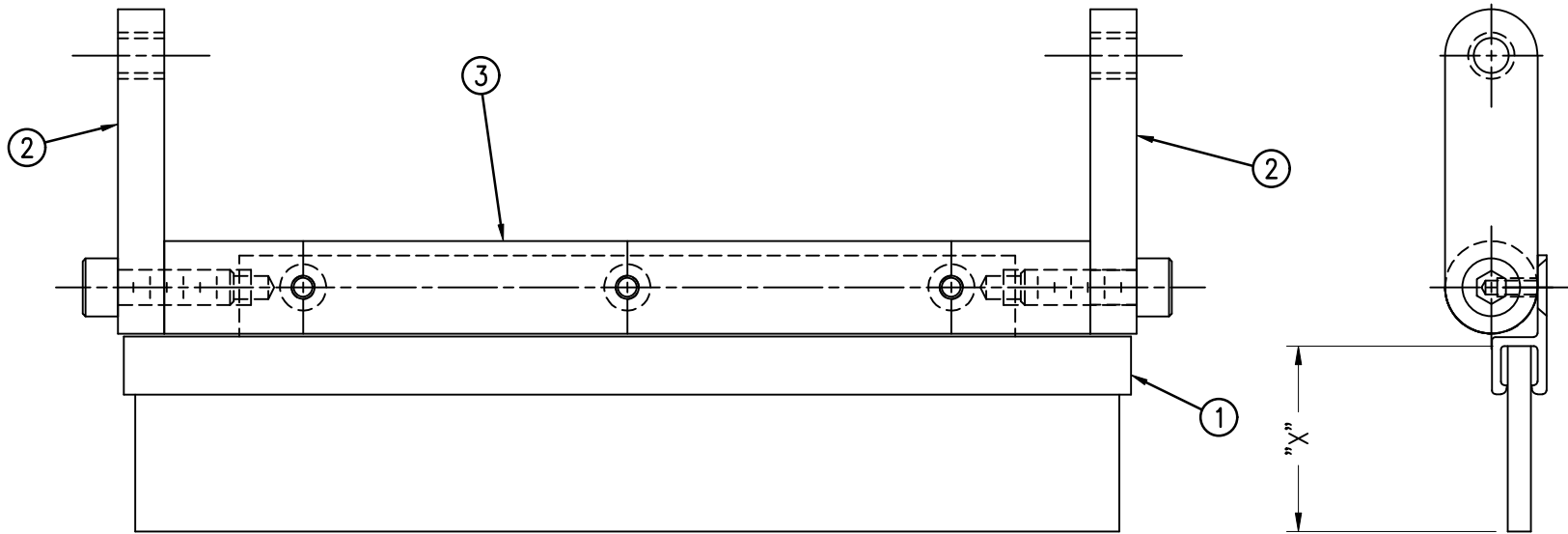
ITEM	QTY	CTM PART NUMBER	PART DESCRIPTION
①	1	ASS-215-X110S-X	5/7.5/10 SILICONE RUBBER WIPER ASS'Y x "X" Lg.
②	2	MP-215-0218	WIPER SUPPORT ARM
③	1	MP-215-X223	5/7.5/10 WIPER HOLDER

ASS-215-X107S-X

5" WIDE	-0107S	-X
7.5" WIDE	-2107S	-X
10" WIDE	-5107S	-X

RUBBER LENGTH

1"	2"	3"
----	----	----



THIS DRAWING AND DESIGN IS THE PROPERTY OF CTM INTEGRATION INC. AND MAY NOT BE REPRODUCED IN WHOLE OR IN PART WITHOUT THE WRITTEN PERMISSION OF CTM INTEGRATION INC.

APPLICATOR SERIES: 360	APPLICATOR WIDTH(S): 5"/7.5"/10"	GROUP: MERGE	TITLE: RUBBER WIPER ASSEMBLY for MERGE NOSE				Dept. Code 70
REV. 0	REV. DESCRIPTION -	REV. DATE -	REV. BY: XXX	Scale: 1=1	Date: 04/27/09	DRAWN BY: Tracy Rhodes	F:\Engineering\Standard Parts\Applicator\360 SERIES\ 360a\ASS\ASS-215-X107S-X



BILL OF MATERIAL

ASS-215-X107-X

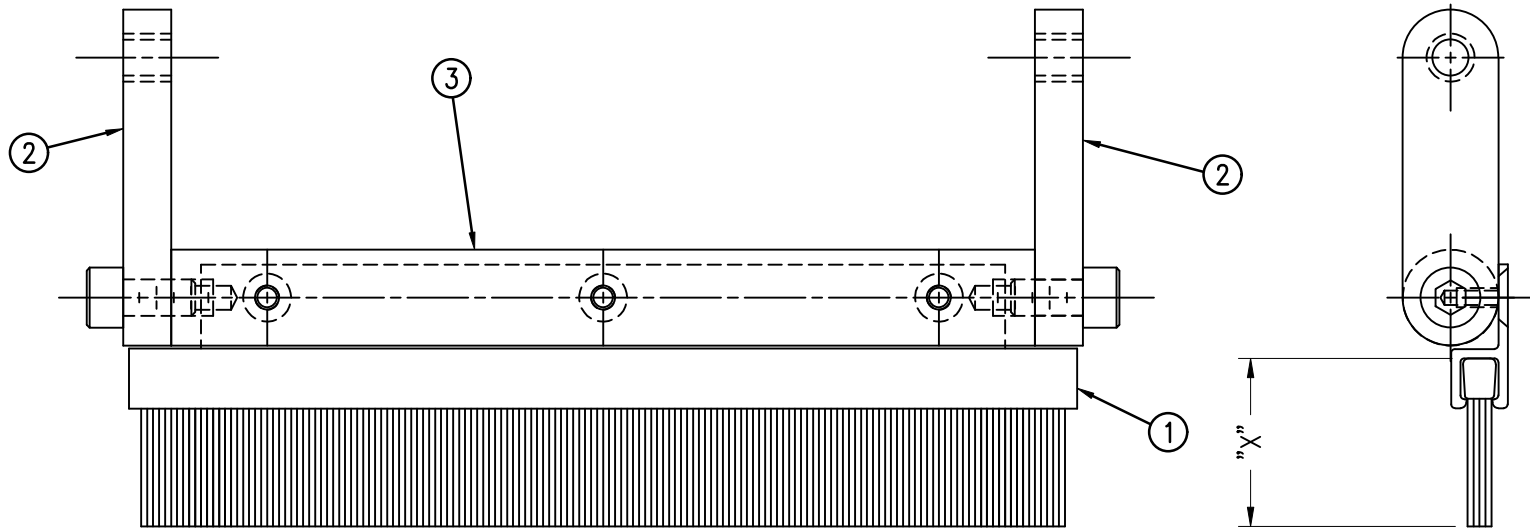
ITEM	QTY	CTM PART NUMBER	PART DESCRIPTION
①	1	ASS-215-X110-X	5/7.5/10 TENSION BRUSH ASS ^Y x "X" Lg.
②	2	MP-215-0218	BRUSH SUPPORT ARM
③	1	MP-215-X223	5/7.5/10 BRUSH HOLDER

ASS-215-X107-X

5" WIDE	-0107	-X
7.5" WIDE	-2107	-X
10" WIDE	-5107	-X

"X" BRUSH LENGTH

	7/8"
1.25	1-1/4"
2	2"
3	3"
4	4"



THIS DRAWING AND DESIGN IS THE PROPERTY OF CTM INTEGRATION INC. AND MAY NOT BE REPRODUCED IN WHOLE OR IN PART WITHOUT THE WRITTEN PERMISSION OF CTM INTEGRATION INC.

APPLICATOR SERIES: 360	APPLICATOR WIDTH(S): 5"/7.5"/10"	GROUP: MERGE	TITLE: BRUSH WIPER ASSEMBLY for MERGE NOSE	Dept. Code 70			
REV. 2	REV. DESCRIPTION REMOVED RUBBER TABULATION & ADDED BRUSH LG. TABULATION	REV. DATE 04/24/09	REV. BY: TDR	Scale: 1=1	Date: 02/11/00	DRAWN BY: BOB S.	F:\Engineering\Standard Parts\Applicator\360 SERIES\ 360a\ASS\ASS-215-X107-X

BILL OF MATERIAL

ASS-215-3102R/L-X

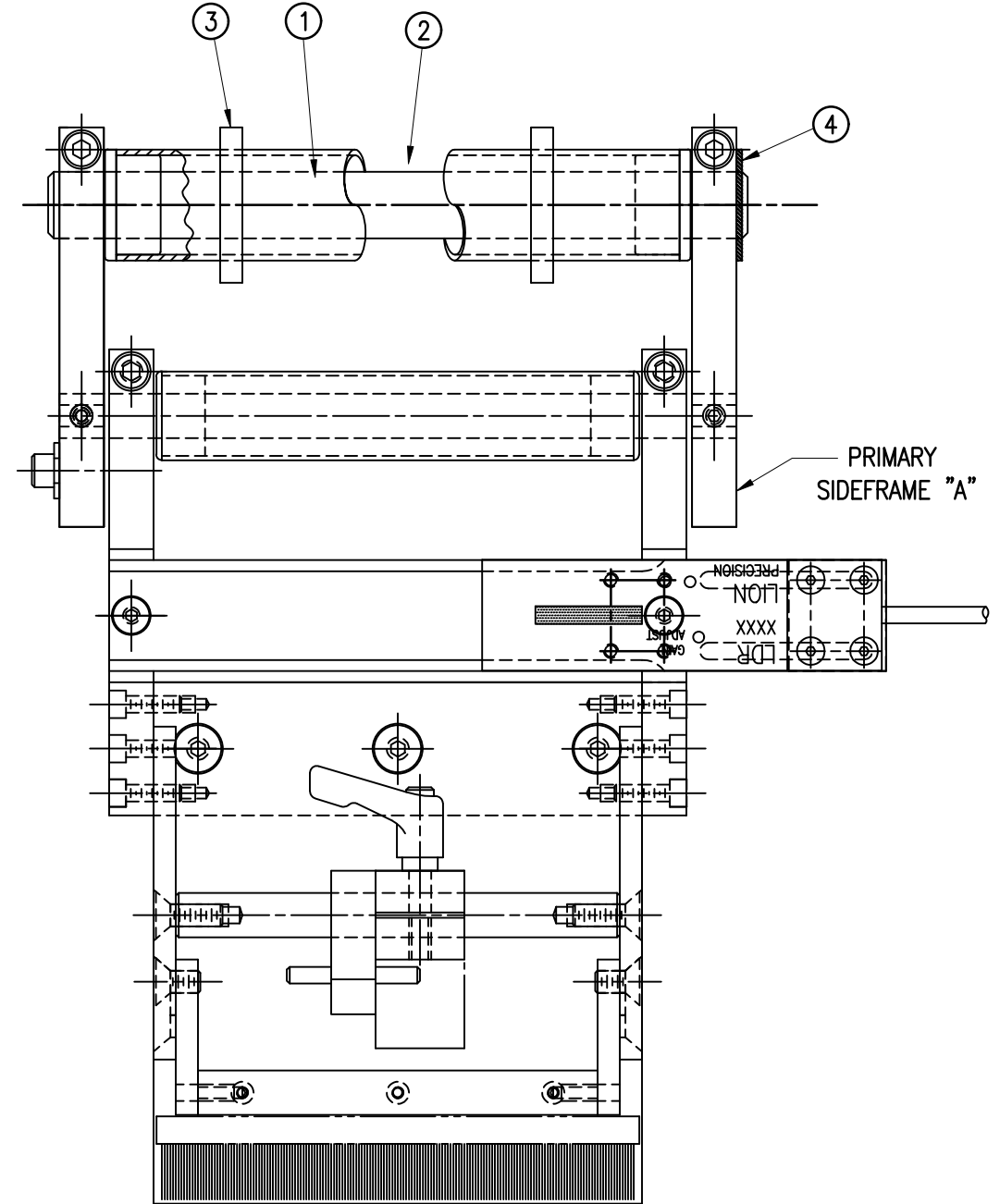
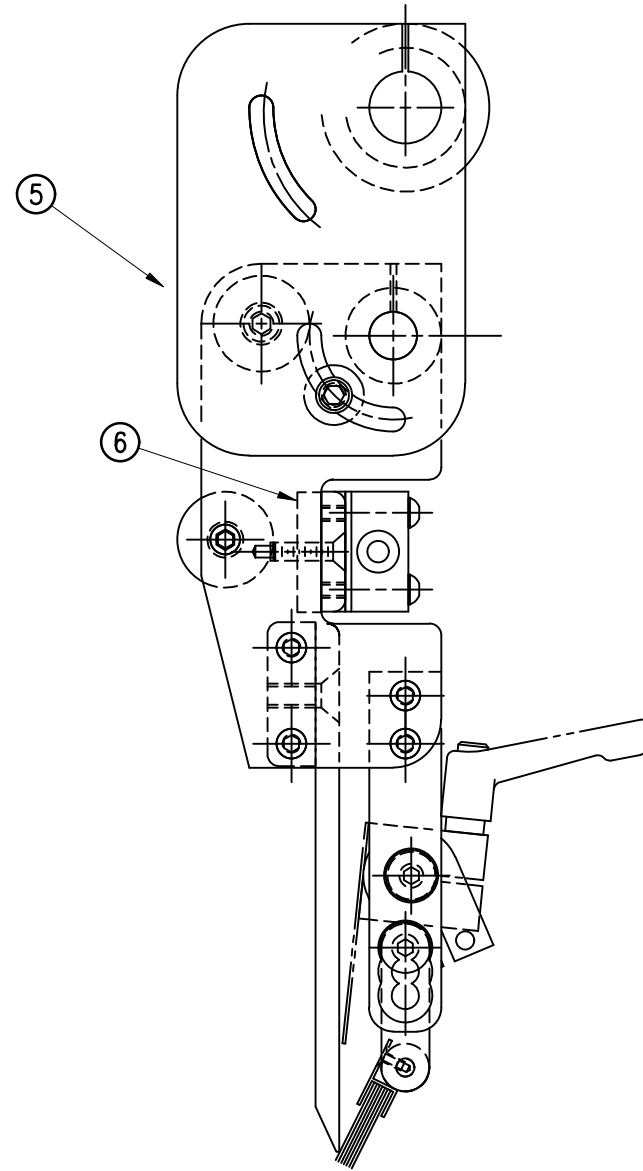
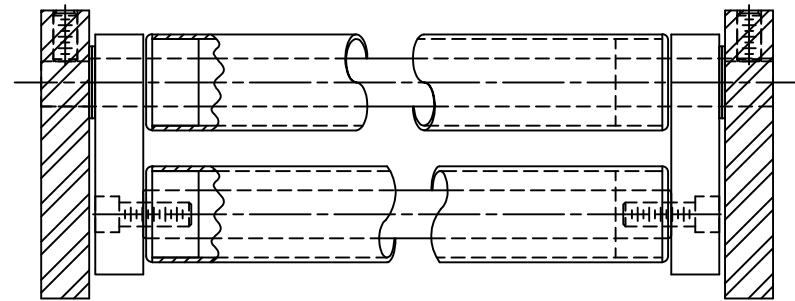
ITEM	QTY	CTM PART NUMBER	PART DESCRIPTION
①	1	ASS-215-X115	5/7.5/10 PRIMARY ROLLER ASSEMBLY
②	1	MP-215-0209	PRIMARY ROLLER SHAFT
③	2	MP-211-0210	GUIDE COLLAR
④	1	PM-BEBT1028	BRONZE WASHER
⑤	1	SAS-215-3101R-X	RH MERGE CLEAR LABEL NOSE ASSEMBLY
	1	SAS-215-3101L-X	LH MERGE CLEAR LABEL NOSE ASSEMBLY
⑥	1	MP-214-3301	CLEAR LABEL SENSOR NUT PLATE

NOTE: ORDER LRD 6300 CLEAR LABEL SENSOR SEPARATELY
 CLEAR LABEL SENSOR (#LRD6300) ~ ASS-200-0431 (REV 3)

RH & LH ASSEMBLIES AVAILABLE
 -RH ASSEMBLY SHOWN-

ASS-215-3102R/L-X
5" WIDE -3102R/L-5
7.5" WIDE -3102R/L-7
10" WIDE -3102R/L-10

Dept. Code 70
 F:\Engineering\Standard Parts\Applcator\360 SERIES\360a\ASS-215-3102RL-X
 TITLE: 5/7.5/10 CLEAR LABEL NOSE ASSEMBLY
 DRAWN BY: BOB S.
 Date: 02/11/00
 Scale: 1=2
 REV. BY: TDR
 REV. DATE: 11/14/17
 REV. DESCRIPTION: 3 UPDATED CLEAR LBL SENSOR TO 6300



BILL OF MATERIAL

ASS-238-0142M

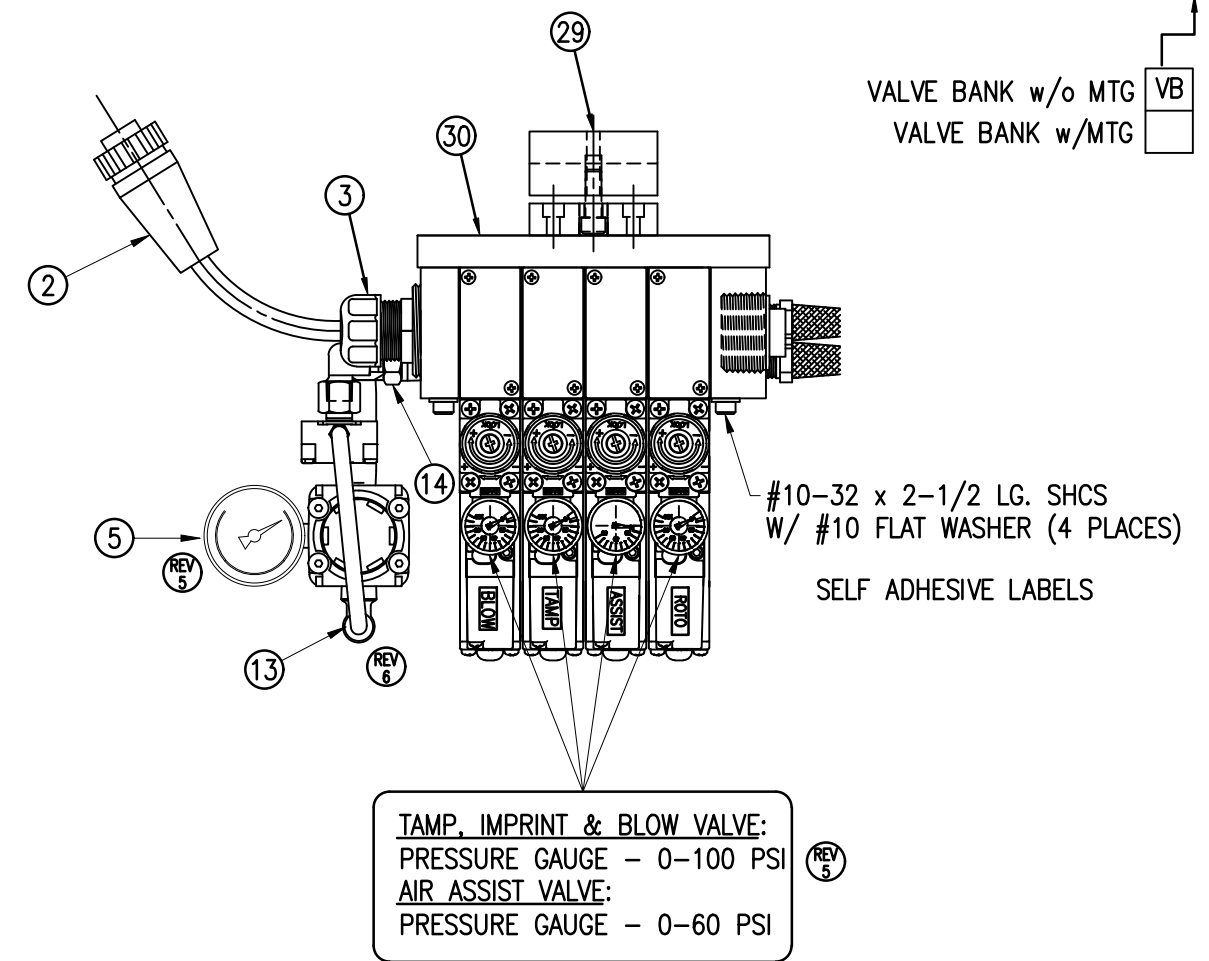
ITEM	QTY	CTM PART NUMBER	PART DESCRIPTION
	1	ASS-238-0142M-VB	DAT 4-STATION VALVE BANK ASSEMBLY
29	1	ASS-200-0146	U-ARM MOUNTING ASSEMBLY
30	1	MP-214-0206	VALVE MOUNTING PLATE
○	4	PM-FASH429088	10-32 X 2 1/2" LG. SS SHCS
○	4	PM-FAW30265	#10 SS FLAT WASHER
○	4	PM-FASH429080	10-32 X 3/4" LG. SS SHCS
○	2	PM-FASH430078	1/4"-20 UNC x 3/4" LG. SS SHCS

BILL OF MATERIAL

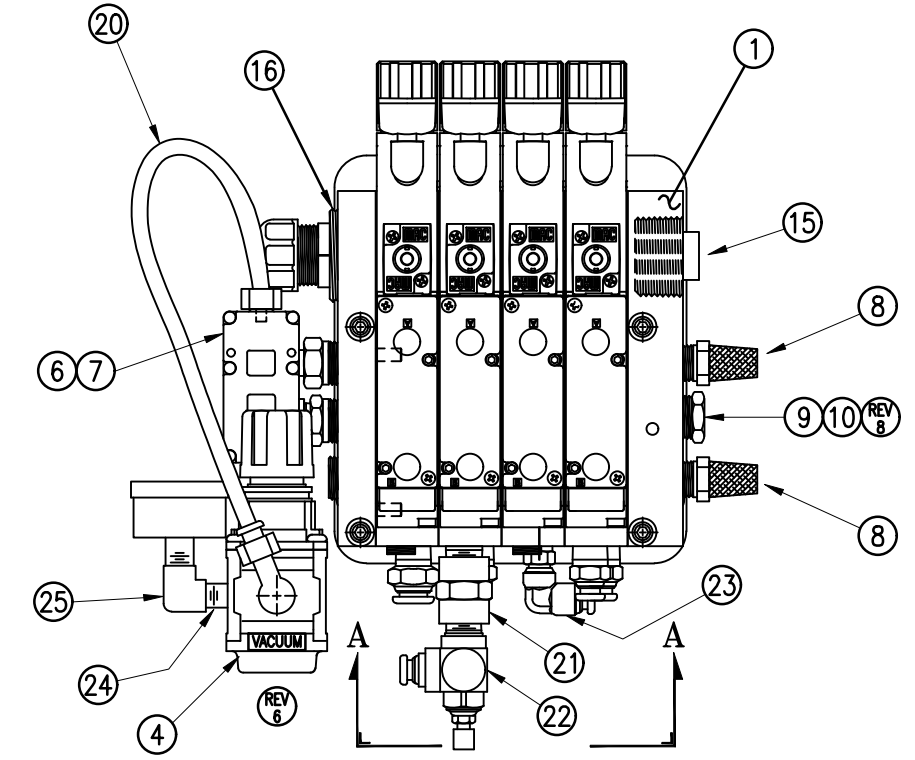
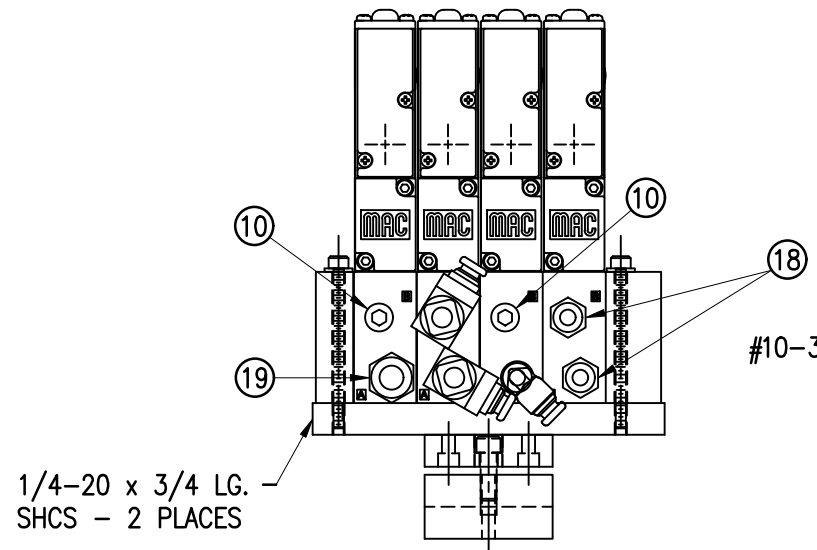
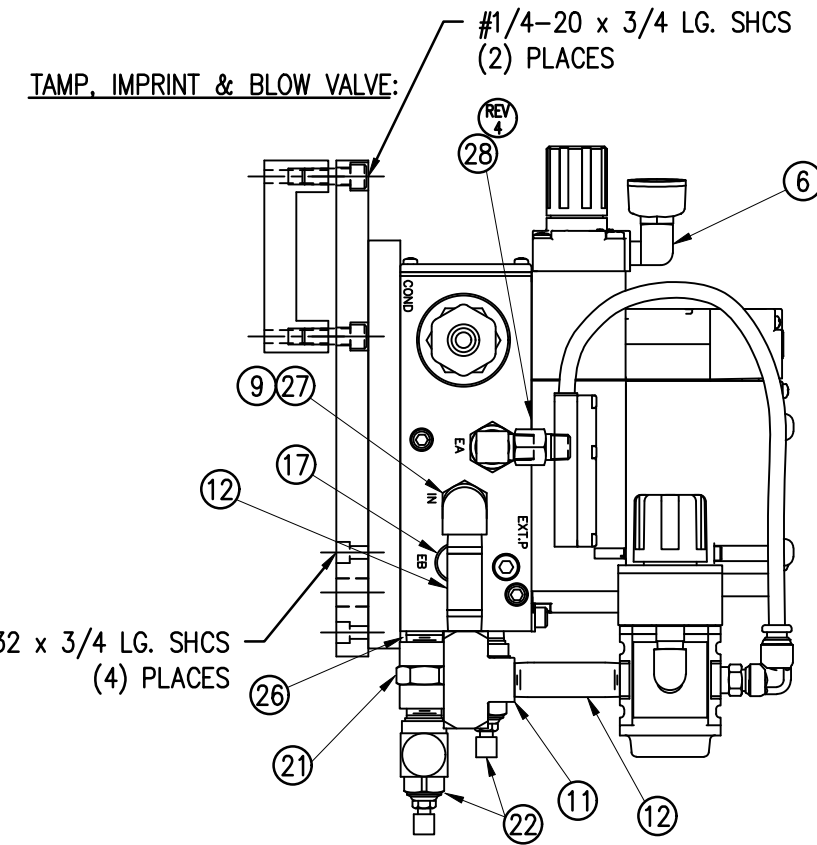
ASS-238-0142M-VB

ITEM	QTY	CTM PART NUMBER	PART DESCRIPTION
①	1	PM-VA2361M	4 STATION MAC VALVE BANK
②	1	ASS-200-0452M	VALVE CABLE
③	1	PE-CO2000	CORD GRIP
④	1	PM-REG1500	REGULATOR (INCLUDES PM-VA2381)
⑤	-	PM-VA2381	0-60 PSI GAUGE (INCLUDED W/ PM-REG1500)
⑥	5	PM-PF1180	NPT 90° STREET ELBOW 1/8" FEMALE TO 1/8" MALE
⑦	1	PM-PUMP1010	VACUUM PUMP, 55 PSI FEED PRESSURE, MUFFLED EXHAUST
⑧	2	PM-MU1027	3/8" NPT MALE BRONZE EXHAUST MUFFLER
⑨	2	PM-PF1110	BUSHING, 1/4" NPT FEMALE TO 3/8" NPT MALE
⑩	3	PM-FT1200	1/4" NPT SOCKET HEAD PLUG
⑪	1	PM-PF1200	TEE 1/4" NPT FEMALE 3 ENDS
⑫	2	PM-PF1145	NIPPLE, 1/4" NPT X 2" LG.
⑬	1	PM-PF1055	FTG, 1/4" TUBE to 1/4" NPT 90° ELBOW
⑭	1	PM-PF1157	REDUCER, 3/8" NPT TO 1/8" NPT
⑮	1	PE-EN9125	1 1/4" BLACK PLASTIC THREADED PLUG
⑯	1	PE-COND1084	STEEL REDUCER
⑰	1	PM-PF1167	3/8" NPT SOCKET HEAD PLUG
⑱	2	PM-PF1010	FITTING, 1/4" TUBE w/ 1/4" NPT STRT
⑲	1	PM-PF1020	FITTING, 3/8" TUBE w/ 1/4" NPT STRT
⑳	11.0'	PM-PT1070	1/4" OD TUBING
㉑	1	PM-PF1085	FTG, 1/4" NPT COUPLING
㉒	2	PM-PF2070	FLOW CONTROL, 1/4" TUBE x 1/4" NPT
㉓	1	PM-PF1035	FTG, 1/4" TUBE to 1/4" NPT 90° SWVL.
㉔	1	PM-PF1120	1/8" NPT CLOSE NIPPLE (3/4" Lg.)
㉕	1	PM-PF1170	FTG, 1/8" NPT to 1/8" NPT 90° FEMALE ELB.
㉖	1	PM-PF1125	FTG, CLOSE NIPPLE, 1/4" NPT x 7/8" Lg.
㉗	1	PM-PF1185	FTG, 90° STREET ELBOW 1/4" NPT FEMALE TO 1/4" NPT MALE
㉘	1	PM-PF1216	ADAPTER, 1/8" NPT MALE/FEMALE

ASS-238-0142M-XX



VALVE BANK SPARE PARTS:
SOLENOID: #PM-VA2395M
AIR ASSIST REGULATOR W/GAUGE: #PM-VA2396M
BLOW/TAMP/IMPRINTER REGULATORS W/GAUGE: #PM-VA2397M
AIR ASSIST REGULATOR GAUGE: #PM-VA2382M
BLOW/TAMP/IMPRINTER REGULATOR GAUGES: #PM-VA2380M



THIS DRAWING AND DESIGN IS THE PROPERTY OF CTM INTEGRATION INC. AND MAY NOT BE REPRODUCED IN WHOLE OR IN PART WITHOUT THE WRITTEN PERMISSION OF CTM INTEGRATION INC.
 APPLICATOR SERIES: 3600
 APPLICATOR WIDTH(S): 7.5"
 REV. DESCRIPTION: 9 REVISED FOR NEW U-ARM MOUNTING
 TITLE: DAT 4-STATION VALVE BANK ASSEMBLY
 REV. BY: AMS
 REV. DATE: 03/27/23
 SCALE: 1=3
 DATE: 04/09/07
 DRAWN BY: E. SANOR
 F:\Engineering\Standard Parts\Applcator\3600 SERIES\3600a\ASS\ASS-238-0142M
 Dept. Code 70